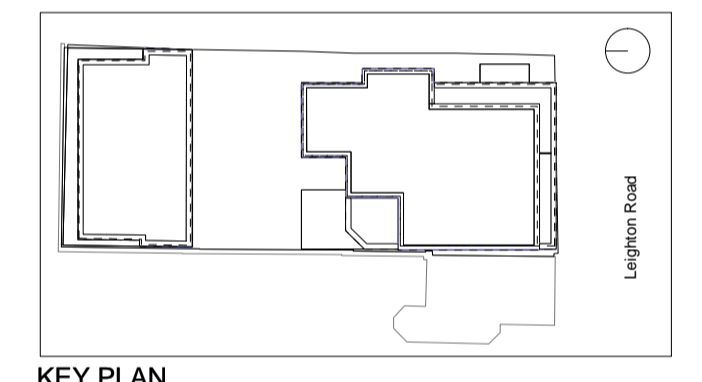
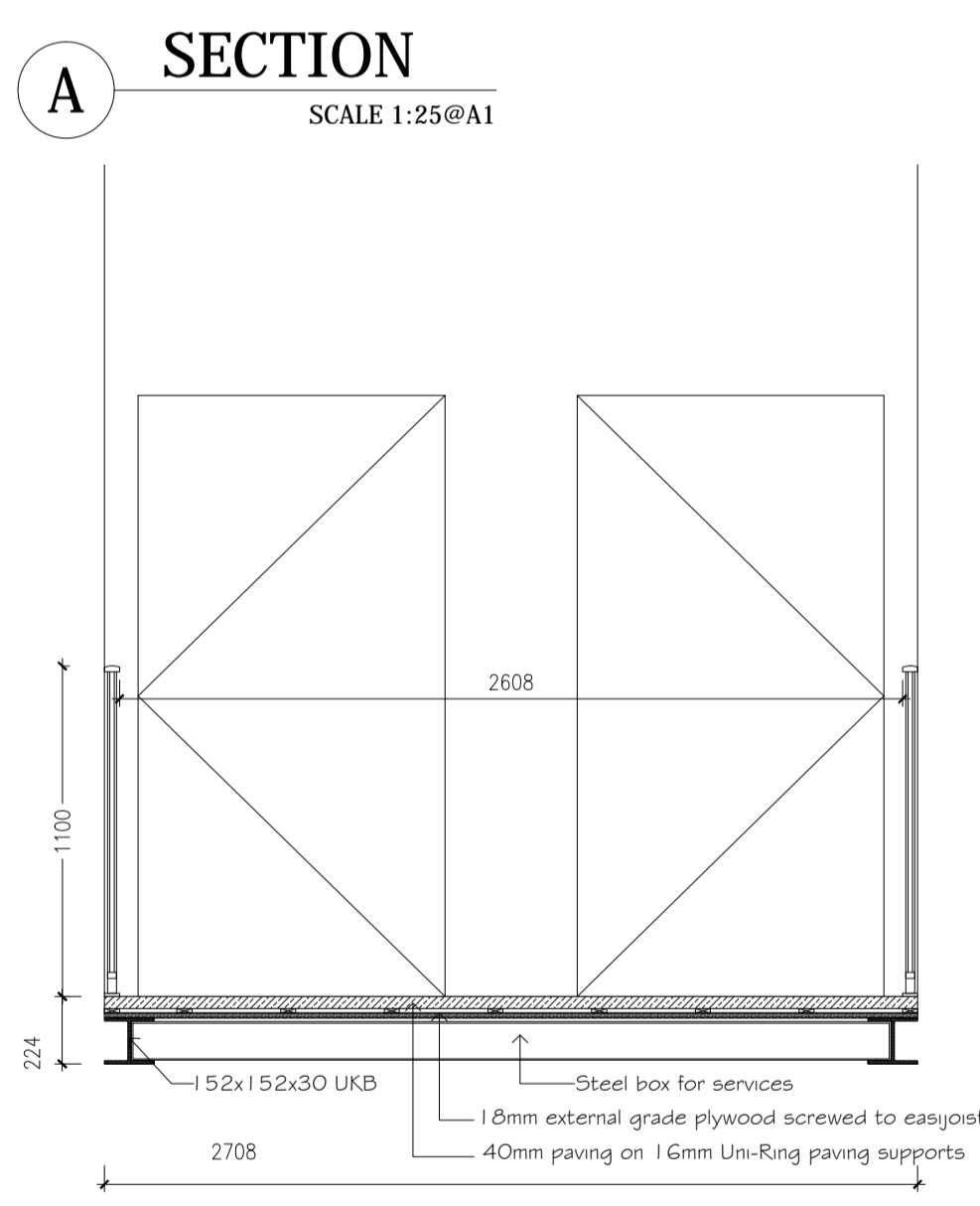
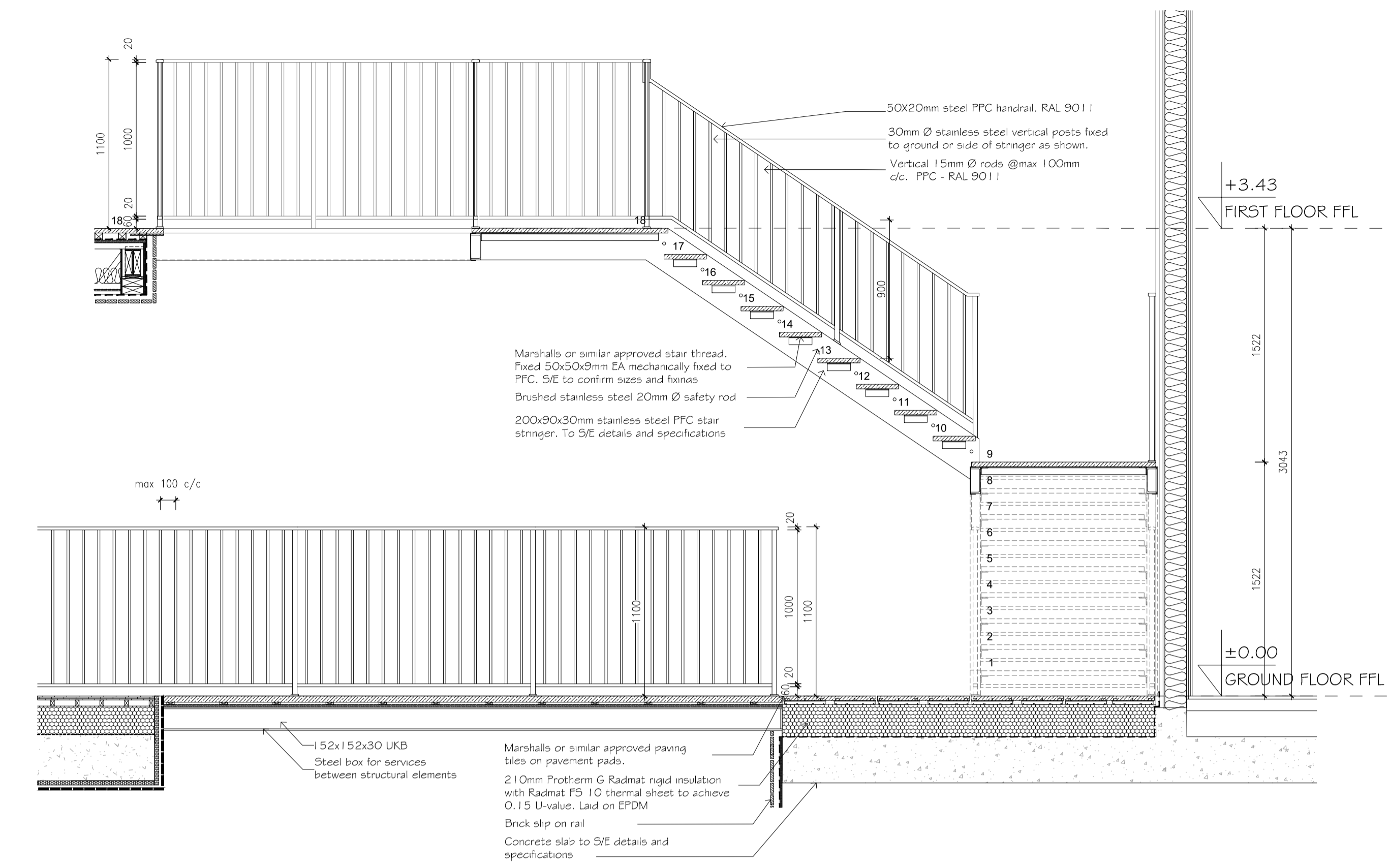


PLAN EXTRACTS
SCALE 1:25@A1



DO NOT SCALE FROM THIS DRAWING

CONTRACTOR SHALL ALLOW FOR ALL MATERIALS AND WORK NECESSARY TO COMPLETE THE WORKS AS INTENDED WHETHER INDICATED OR NOT ON SPECIFICATIONS OR DRAWINGS

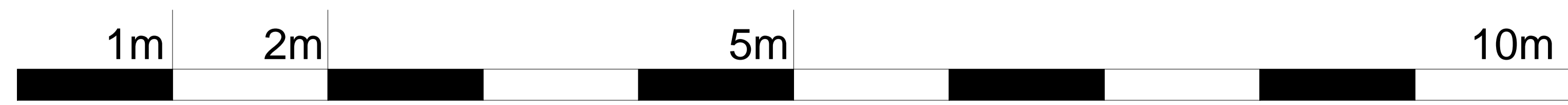
THIS DRAWING TO BE READ IN CONJUNCTION WITH ALL ELEVATIONS, SECTIONS & DETAILS. REPORT ANY DISCREPANCIES TO THE ARCHITECT IMMEDIATELY.

All dimensions to be checked on site.

Structural Design: For design & setting out of all structural elements i.e. Foundations, ground & transfer slabs, columns, beams, shaft walls and slab penetrations etc. are to be taken from the Structural Engineer's drawings & working details.

Services Design: For setting out of incoming & outgoing i.e. SVPs, Gas, Water and Electrical Intakes and Telecoms etc. refer to M&E Engineers & Structural Engineers drawings & working details.

This drawing must be read in conjunction with relevant specifications.



Status	Notes
PLANNING	DO NOT SCALE FROM THIS DRAWING. ALL DIMENSIONS, INCLUDING CHECKING EXISTING SITE LEVELS, ARE TO BE CHECKED AND VERIFIED ON SITE AND ALL DISCREPANCIES REPORTED PRIOR TO ANY CONSTRUCTION WORK TAKING PLACE. THE BUILDER IS TO CHECK AND/OR DETERMINE ALL CONSTRUCTION DETAILS. THIS DRAWING IS TO BE READ IN CONJUNCTION WITH ALL OTHER PROJECT DRAWINGS AND SPECIFICATIONS.

59-61 Leighton Road NW5 2QH London	
PROPOSED STAIRCASE	
1:25@A1; 1:50 @A3	
Drawing No. P/14-1	