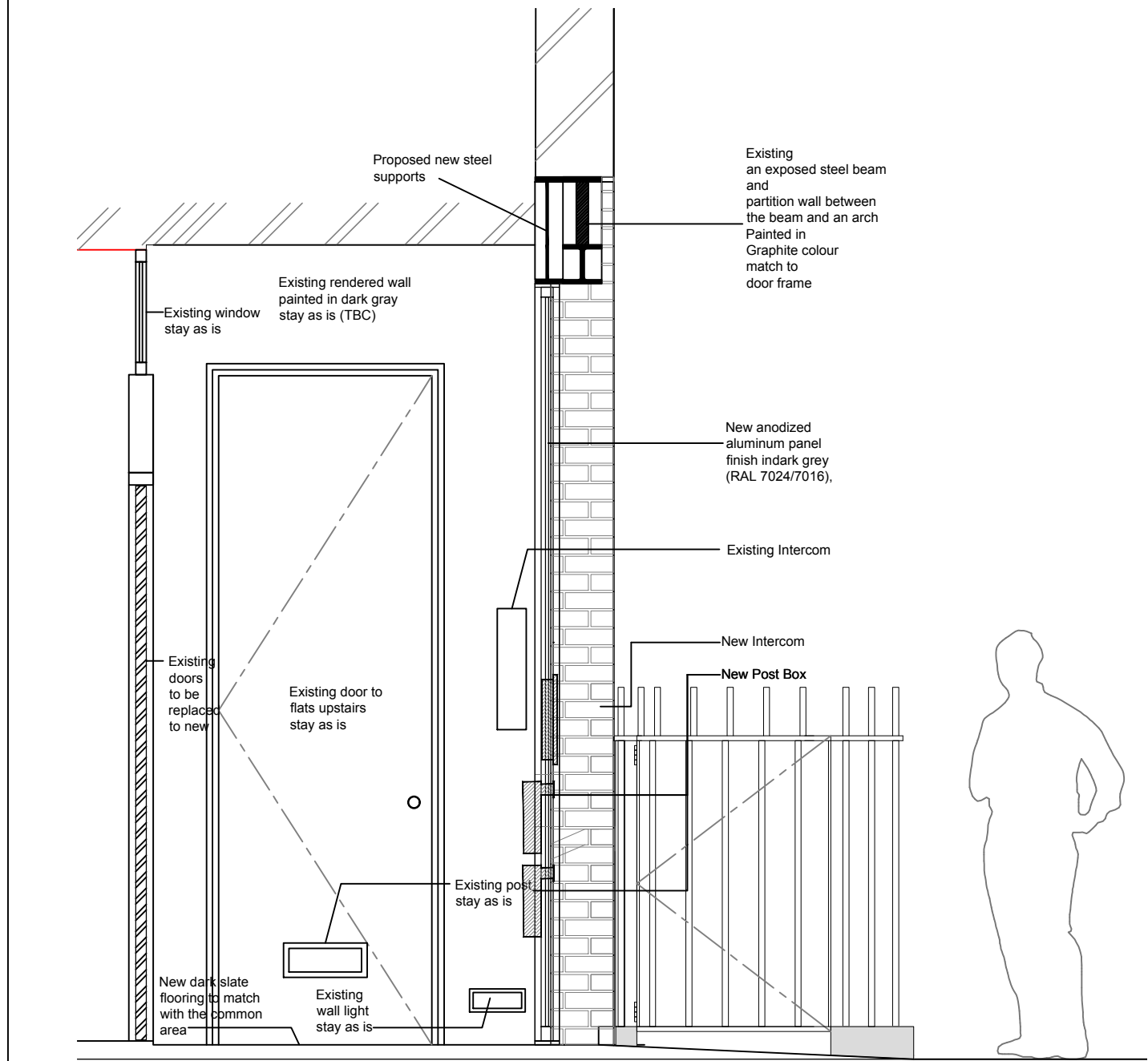
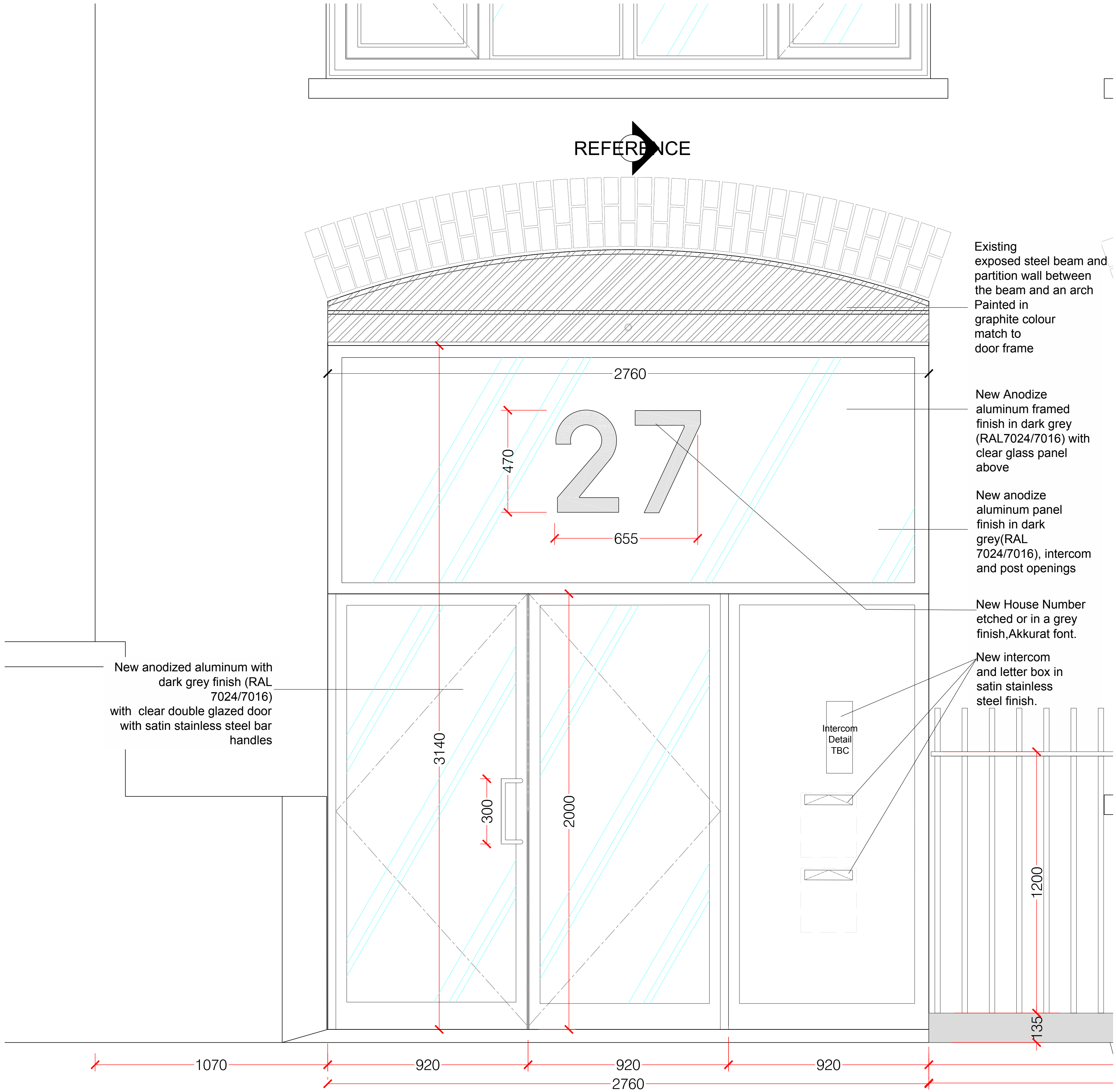



PLAN
Scale 1:50



SECTION
Scale 1:25



ELEVATION
Scale 1:25



Details and Elevations

Centre Line

ELEVATION

Elevation

Section

Detail call-out

Notes

Notes Here

Rev	Description	By	Date
A	Wall sign omitted as per client comment	EM	04.01.2016
B	New Front Entrance	GM	16.08.2016

rubicon

INTERIORS

Rubicon Interiors Limited

The Warehouse

Unit 5 Morewood Close,

Sevenoaks, Kent TN13 2HU

Tel: 020 3818 5700

www.rubiconinteriors.co.uk

This drawing is exclusive Copyright of Rubicon Interiors Ltd and may not be copied or handed to any third party without prior consent. All dimensions must be checked on site and not scaled from the drawing. All drawings and proposals are subject to approvals by statutory authorities.

Client:

Alcohol Research

Site Address:

27 Swinton Street

Kings Cross

London WC1X 9NW

Drawing title:

Elevation - Item 1: Front Door

Level:

-

Scale:

1:25 @A1

Drawn by:

EM

Date:

14.12.2015

Checked by:

AP

Revision:

B

Drawing No:

141774_08-00_ELE_94