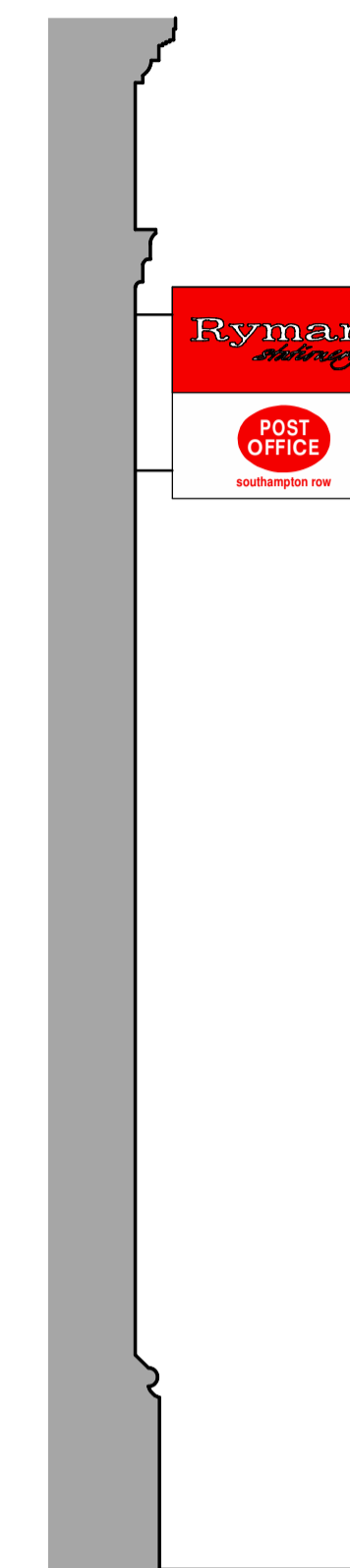


FRONT ELEVATION

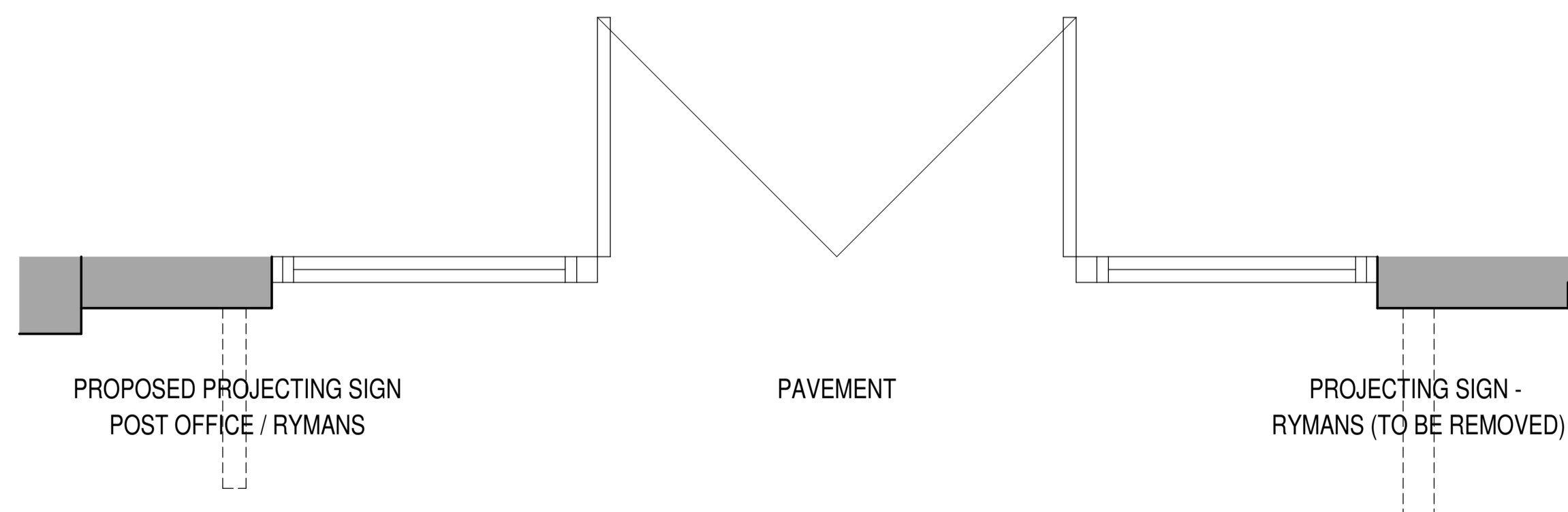
FASCIA SIGN (Ryman corporate identity externally illuminated)
 The existing sign shall be removed and replaced with a new sign panel.
 Stove red enamel box unit approx 125mm projection
 Red fascia panel of stove enamel (pantone ref 485 C)
 Panel is fret cut out to receive the text 'Ryman', 'Stationery' and 'EST 1893', this text will be of 3mm thick vinyl sheet in white and held in position by a sheet of 3mm thick clear acrylic applied behind the face panel.
 The word Ryman is to be push through style.
 The text 'EST 1893' to be red in colour and to be applied over the white vinyl.
 The signage manufacturer is responsible for providing full construction details together with fixing details for approval by the Landlords prior to installation.
 The existing post office fascia signs shall be carefully removed and shall be reused and installed in the new sign.
 Above the sign panel install new powder coated aluminum panel finished in a RAL 7017 grey.

PROJECTING SIGN-
 The existing projecting sign to the right-hand side of the shop front shall be removed.
 The projecting sign to the left-hand side shall be altered to include both Ryman Stationery and Post Office signage. Also be formed as noted above.

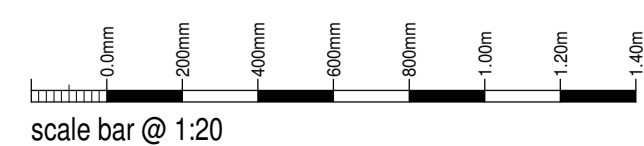
EXISTING SIGNAGE LIGHTING-
 Carefully take down and re-position existing fittings.



TYPICAL SECTIONAL ELEVATION THROUGH SHOP-FRONT (PROPOSED LH PROJECTING SIGN - POST OFFICE / RYMANS)



PLAN THROUGH SHOP-FRONT



PROPOSED ALTERATIONS TO SHOP-FRONT AT
 86 SOUTHAMPTON ROW,
 LONDON,
 WC1B 4BB

PLANNING PROPOSAL

Date	Sheet	Scale
AUGUST 2016	A1	1:20
Dwg No	Rev.	Drawn
2016-2173-03	A	NAW

A-23/9/2016 - TROUGH LIGHT ADDED. RYMAN TEXT SIZE REDUCED



10 Cawdry Buildings, Fountain Street, Leek, ST13 6JP
 Telephone: 01538 386002
 E-mail: info@sammonsld.co.uk
 Web: www.sammonsld.co.uk

This drawing is copyright. Do not scale.
 All dimensions must be checked prior to commencement.