









- | Legend: | |
|---|--|
|  | Existing structure / earth |
|  | New structure |
|  | Existing brickwork |
|  | Existing concrete |
|  | Existing masonry |
|  | Removal of existing structure/Excavation |
|  | Line denotes removal of existing fittings |
|  | Line denotes removal of existing structure |

Demolition notes:

- | | |
|----|---|
| 01 | External wall structure to be demolished |
| 02 | Existing window to be demolished |
| 03 | Existing roof structure to be demolished |
| 04 | Internal non-original partition to be demolished |
| 05 | Excavation for basement extension to rear of application site. Refer to Engineers Report and Soil Investigation report for further details. |
| 06 | Existing floor slab / structure to be demolished. |

Proposed notes:

- | | |
|----|---|
| 01 | Existing Bin Office space to be extended to rear of site. |
| 02 | New through type lift car to be installed to existing lift shaft. |
| 03 | Planting zone retained for planting at rear boundary of application site. |
| 04 | Secondary glazing to replace existing internal secondary glazing. |
| 05 | Proposed exposed aluminium double glazed windows with glass loggaboards to be installed to enlarged rear window openings. |
| 06 | New rear terrace at third and fourth floor levels. |
| 07 | Proposed plant area relocated to new roof level. |
| 08 | Proposed plant area to be enclosed with acoustic attenuation. |
| 09 | Internal layout (non-original fixtures and fittings) to be reconfigured across all floors. |
| 10 | Proposed Bin Store to existing ground lightwell. |
| 11 | Proposed services riser to sit adjacent to existing lift shaft and common stairwell. |
| 12 | Access hatch to roof level. |
| 13 | Proposed services intake room adjacent to secondary entrance from lightwell. |
| 14 | New internal lining to existing masonry external walls / party walls. |
| 15 | Rear facade to be reconstructed with new external masonry finishes, new glazing, standing seam metal roofline and PRC mild steel bollustrading to rear terrace. |
| 16 | New natural stone finishes to rear terrace. |
| 17 | Proposed raised floor system to be installed to office area to accommodate new internal services. |
| 18 | Proposed lift overrun |
| 19 | Proposed roof access hatch |
| 20 | Proposed rooflights on ground floor terrace. |

PLANNING

Project No.	16051
Client	GFZ Developments
Date	September 2016
Scale	1:100@A3 / 1:50@A1
Project	4 Touristek Place, WGH

Drawing Title: Demolition East Boundary Elevation

Drawing No.	D_19	Rev.	-
-------------	------	------	---

Drawn TB	Approved MW	Signed
-------------	----------------	--------



66-68 Margaret Street W1W 8SR T. 020 7580 9336 www.mw-a.co.uk

Copyright Marek Wojciechowski Architects Limited.
No implied license exists. This drawing should not be used to calculate areas for the purposes of valuation. All dimensions to be checked on site by the contractor and such dimensions to be their responsibility. Do not scale drawings. All work must comply with relevant British Standards and Building Regulations requirements. Drawing errors and omissions to be reported to the architect.

