



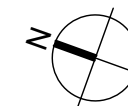
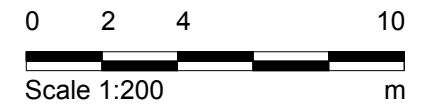
Key:
 Existing fabric
 Proposed wall



New moveable partition system, ceiling hung with new structure concealed in ceiling void. Existing decorative architectural features to piers to be retained and protected with timber boxing out.

Relocation of existing Waterford crystal chandeliers within ceiling coffers. Where previous fixings are made redundant they will be removed and finishes made good.

New joinery and mirrored jib door within existing opening providing access to new lift



ISSUED FOR STATUTORY COMMENT

01 SECOND FLOOR PLAN - AS PROPOSED
 2014 1:200 @ A3

Notes:

- Any dwg format drawing is to be read only in conjunction with and at the scale of the accompanying pdf.
- Status 'C' drawing (Construction):
 All dimensions are to be checked on site by the contractor, scaling is for Planning purposes only.
 Unless otherwise indicated, all dimensions are in millimeters.
 All information on this drawing is to be read in conjunction with the relevant Donald Insall Associates specification and trade contractors' drawings and information by specialists.
- In the event of any query, please contact us immediately.
- This drawing contains survey information by others and is to be used solely for the purposes for which it was issued.

© 2016 DONALD INSALL ASSOCIATES LTD

Rev	Date	Dwn	Auth	Revision
-	22.08.16	BXR	AEF	INITIAL ISSUE

Drawing Status

- F Feasibility
- S Sketch Design
- D Design
- P Planning
- B Building Control
- W Working Drawing
- M Measurement
- T Tender
- C Construction
- R Record

BLOOMSBURY HOTEL
 WC1B 3NN

SECOND FLOOR PLAN
 AS PROPOSED

Donald Insall Associates
 Chartered Architects and Historic Building Consultants

12 Devonshire Street, London W1G 7AB
 T: (+44)20 7245 9888 www.insall-architects.co.uk

Project	BLOOM.01	No	2014
Scale		Status	Rev
(A3)	1: 200	P	-