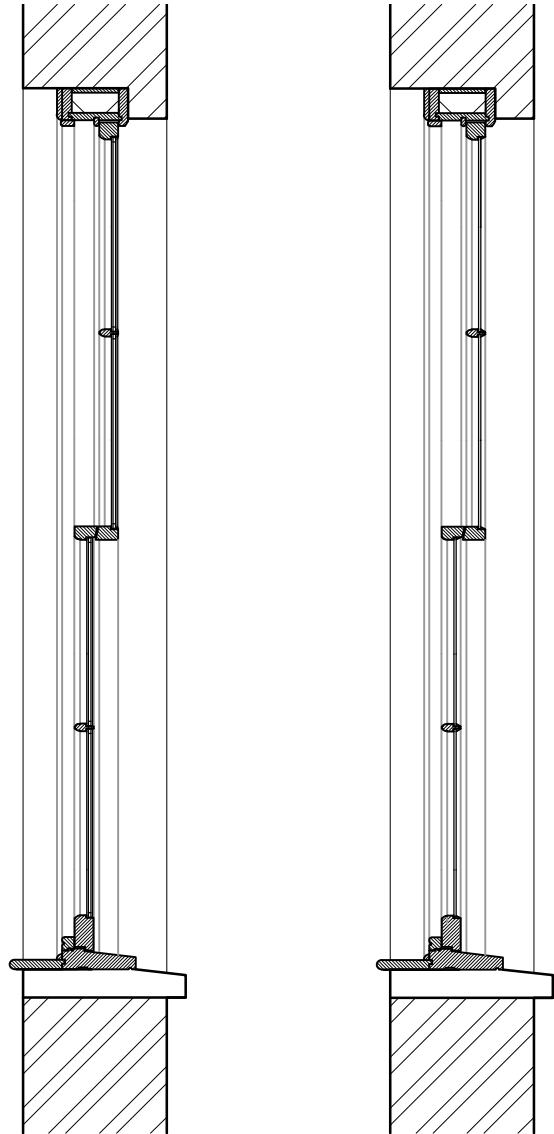


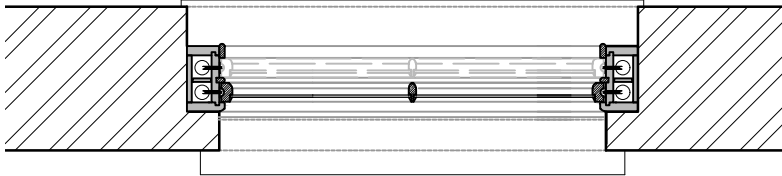
VERTICAL SECTIONS



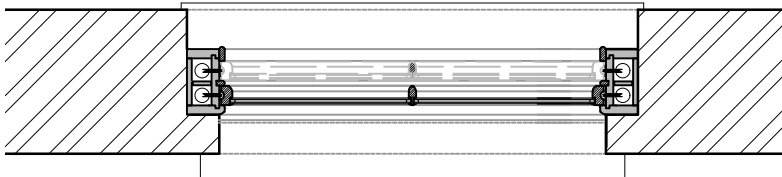
EXISTING SASH WINDOW
SINGLE GLAZED TIMBER SASH WINDOW

PROPOSED SASH WINDOW
DOUBLE GLAZED TIMBER SASH WINDOW

HORIZONTAL SECTIONS



EXISTING SASH WINDOW
SINGLE GLAZED TIMBER SASH WINDOW



PROPOSED SASH WINDOW
DOUBLE GLAZED TIMBER SASH WINDOW



Amendments
•

DO NOT SCALE FOR CONSTRUCTION

brodie plant goddard
BUILDING SURVEYING
ARCHITECTURE
PROJECT MANAGEMENT
QUANTITY SURVEYING

HOLMBURY HOUSE
DORKING BUSINESS PARK
STATION ROAD DORKING
SURREY RH4 1HJ

T 01306 687070
F 01306 676716
admin@bpg.co.uk
www.bpg.co.uk

PROJECT
180 EVERSOLT STREET,
NW1 1BL

CLIENT
ORIGIN HOUSING

3688 DATE SEPT' 2016

DRAWN TM CHECKED CN

SCALE 1:20@A4 FOR PLANNING

TITLE
TYPICAL WINDOW
DETAILS

DRAWING NO.
3688_2/PL03

REV
*