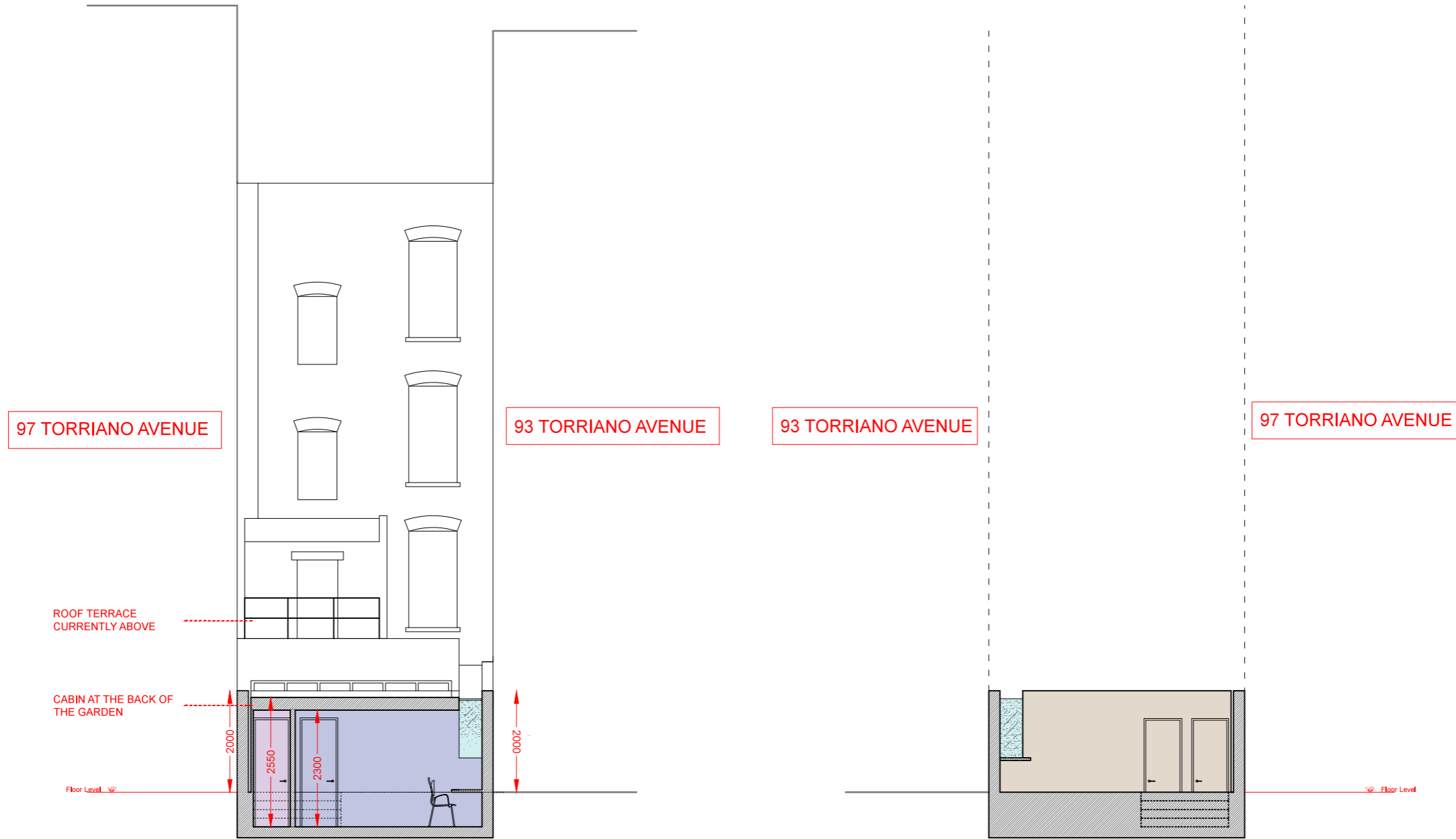
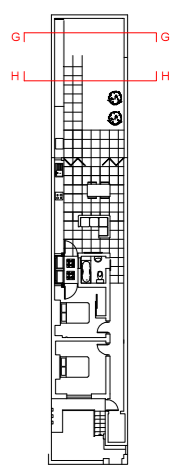



**PROPOSED SECTION G:G**

**PROPOSED SECTION H:H**



Disclaimer - Use of this Information  
**UNCONTROLLED INFORMATION**  
 This dwg document is an uncontrolled version issued to enable the recipient to use this information at their own risk. The issuer accepts no liability for any such use. Design development is ongoing and so may affect this dwg uncontrolled information. For controlled information refer to formally issued drawings and documents. **USE AT RECIPIENT'S RISK ONLY**  
 It is the duty of the recipients of electronic transmissions to be aware that their system may be corrupted by the opening of any such transmission and that they be satisfied that measures are in place to prevent such an occurrence.  
 No responsibility or liability whatsoever will be accepted by ZAP if the recipient's computer system is corrupted by information transmitted from ZAP computers and/or for any delays or other losses arising out of or caused by transmission.  
 Viruses: Although we have taken steps to ensure that this e-mail and attachments are free from any virus, we advise that in keeping with good computing practice the recipient should ensure they are actually virus free.  
 Confidentiality: This information is intended for the named recipients only and may be confidential. If it has come to you in error you must take no action based on the contents, nor must you copy or show them to anyone; please notify ZAP and highlight the error.  
 Please note that we work natively in microstation which produces dgn format drawings and we are aware that line styles do not convert correctly between dgn and dwg formats. We therefore cannot guarantee the completeness or accuracy of the information in the issued dwg files and therefore the issued pdfs should always be used as a reference for the validity and accuracy of this information.  
 The contents of these drawings have been prepared solely for their use on the MN Project and no other person or organisation should place reliance upon this information.



**PROPOSED**  
**PLANNING**

Work Package	Cost Check	Info/Briefing	Tender	Contract	Construction	Date	Revision	Description	Approved by	Date	Revision	Description	Approved by	Project	Sort Code	Drawing Number	Rev.
						09.06.15	A	Proposed Section GG and HH						<b>MN PROJECT</b>	MN	607	A
														Subject			
														Architects			
														ZAP Architecture			
														15b Caedmon Road, London, N7 6DH			
														T: 075 94302817 E: info@zaparchitecture.com			
														Date	09.06.15	Scale	1:100 at A3