DESIGN RISKS

C Construction		No significant residual risks have been identified on this drawing
O Operation		No significant residual risks have been identified on this drawing
M Maintenance		No significant residual risks have been identified on this drawing
D Demolition		No significant residual risks have been identified on this drawing

REVISION

DRAWING LEGEND

- SELF SERVICE MACHINE BEING REMOVED
- SELF SERVICE MACHINE NEW EQUIPMENT
- SELF SERVICE MACHINE BEING RELOCATED
- SELF SERVICE MACHINE FUTURE EQUIPMENT
- SELF SERVICE MACHINE SERVICE AREA INFRINGEMENT
- NEW SECURE PARTITION
- 01 REFERENCE NUMBER OF SELF SERVICE MACHINE

SCALE 1:25

0 2m

EXISTING SELF SERVICE MACHINES
2No - NCR 5887
2No - NCR 5874 (RL)
2No - WINCOR NIXDORF 3000 (RL)
2No - DIEBOLD 3030 (RL)
1No - BANKING AUTOMATION 4710 (RL)
2No - WINCOR NIXDORF PROPRINT 2000

2016 REPLACEMENT SELF SERVICE MACHINES
2No - INT ATM - DIEBOLD 522 (RL)
2No - EXT ATM - DIEBOLD 562 (RL)

RESPRAY MACHINES
Colour: BLACK RAL 9005

SECURITY NOTE
- All new/replaced external ATM's to be installed with Anti-theft plinths, where the plinth height is exceeding 80mm. All remaining external ATM's to be installed with an Anti-theft chain.
- All new/replaced machines to be bolted down with 4No fixings as per HSBC Security Standards
- HSBC Security Contractors, Secom HSS to disconnect/reconnect alarms as required
- Secure line partition walls to be reinstated, where required to match existing HSBC Security Standards as installed. Refer to Regional Security Store Guide (05/2013)
- Any new/replacement glazing for external ATM's located within public areas/front office to be 11.5mm, 3 ply laminated glass in accordance with HSBC Security Standards. Refer to Regional Security Manager where required.
- Any new/replacement glazing for external ATM's located within the back office, to be G2 S86 standard, 23mm reduced spall, standard ballistic resistant glazing supplied only by nominated contractors, Johnson Brothers. Glazing frames must provide the same ballistic standards as the glass. Consideration should be given to the need for cleaning of the primary window. Suitable blinds / obscuration to be installed internally to protect against public view into the secure area. **Alternatives:** Mirrored glazing with masonry (225mm thick brickwork or 200mm dense concrete block) or 6mm steel sheet affixed to suitable studwork frame behind the window line. Refer to Regional Security Manager where required.
- Diebold trims to be installed to machines to approved specification

SCOPE OF WORKS
- ALTER EXISTING APERTURES IN SECURE SERVICE LINE TO REQUIRED CLEARANCE FOR MACHINE BEING FITTED.
- NEW MACHINE INSTALLED TO THE SAME CENTRE LINE AS EXISTING UNLESS CLEARLY DIMENSIONED.
- NOTE: OPTEVA 328 REQUIRES REMOVABLE TRIMS BOTH FRONT AND REAR TO ALLOW FOR MAINTENANCE. CLEARANCE REQUIRED BETWEEN TERMINAL & STRUCTURE EQUAL TO 25mm TOP, 10mm TO SIDES. ALL AS PER STANDARD DETAIL "328-TRIM".
- REPLACE 5No MACHINE SIGNS - GRS v3
- MAKE GOOD EXISTING FLOOR FINISH WHERE REQUIRED.
- EXPRESS BANKING WALL - MAKE GOOD DECORATIONS TO COMPLETE MACHINE WALL STOPPING AT A CLEARLY DEFINED POINT.
  FINISH 'A' - CLARET RED FLAT EMULSION TO RAL 3014
  FINISH 'B' - MATRIX MX0711 PAPER (CLARET RED)
- POWER & DATA RETAINED OR MODIFIED TO SUIT NEW MACHINE TO BE INSTALLED AS NECESSARY.

ATM Benefit S
Size: 720x715mm
Above external ATM No1
Quantity: 1

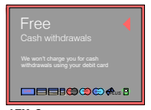

ATM_S
Size: 720x520mm
Above external ATM No2
Quantity: 1

ATM2
Size: 720x200mm
Below external ATM No2
Quantity: 1

Signing Station Signage
Size: 700x439mm
Material: Spilt painted flat aluminium
Art Ref: MCZ1a
Quantity: 1

Signing Station Signage
Art Ref: WS
Quantity: 1

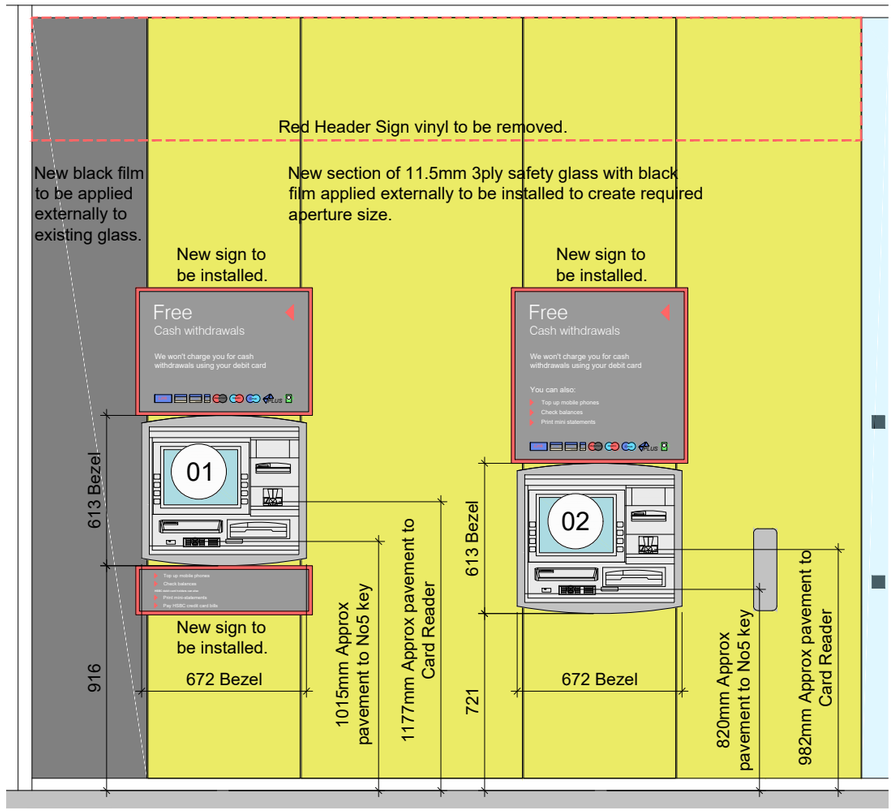

Proposed Elevation (scale 1:25 @ A3)

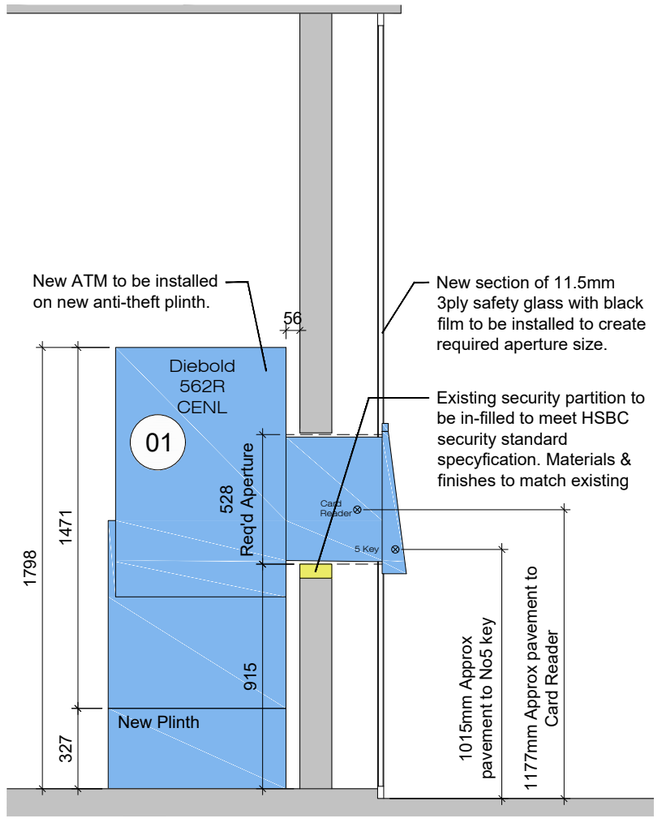

Proposed Section - ATM1 (scale 1:25 @ A3)

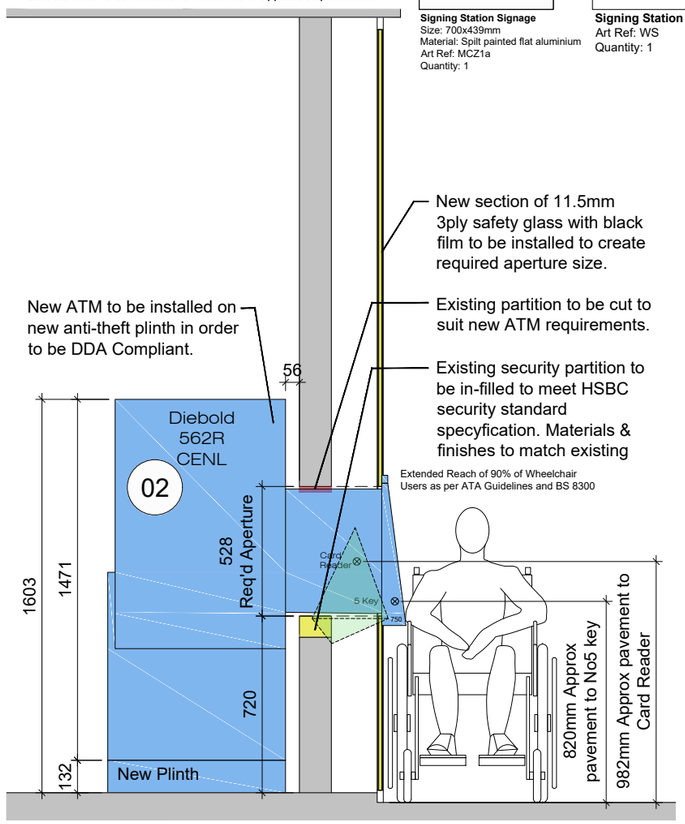

Proposed Section - ATM2 (scale 1:25 @ A3)

four architecture
cardiff . edinburgh . london . sheffield
1 John's Place
Leith
Edinburgh
EH6 7EL
0131 478 7100

© This drawing remains the Copyright of Four Architecture and Design. and may not be reproduced in whole or in any part without prior written permission.

NOTE:
All proprietory goods and materials are to be fitted in accordance with manufacturer's instructions, Codes of Practice and British Standards.
All dimensions to be verified by the Contractor on site.
Do not scale drawings, work to figured dimensions only.

CLIENT
HSBC

156/157 TOTTENHAM COURT ROAD - GB3986
Self Service Evergreen Programme

REVISIONS

PROJECT			DRAWING		
156/157 Tottenham Court Road London, W1T 7AY			Proposed Elevation, Sections & Aperture		
SCALE @ A1: AS NOTED	SCALE @ A3: AS NOTED	DATE: August 2016	PROJECT NUMBER: 130379	DRAWING NUMBER: PL-04	REVISION: -
DRAWN BY: GR	CHECKED: MM	STATUS: PLANNING			