


PANEL SETOUT FOR EAST ELEVATION



SHEET INFORMATION:
CAD FILE : MIV - NEW MESH MASTER.dwg
PLOT DATE : June 30, 2016 3:38 PM
PLOTTED BY : Daniel Ronayne

THIS DRAWING CONTAINS THE FOLLOWING XREF FILES:

GENERAL NOTES:

DO NOT SCALE FROM THIS DRAWING.

THIS DRAWING IS TO BE READ IN CONJUNCTION WITH ALL RELEVANT JAMES & TAYLOR ARCHITECTS AND ENGINEERS DRAWINGS.

ALL DIMENSIONS, UNLESS STATED ARE IN MILLIMETRES.

MP - MESH PANEL
- REFERENCE

B	UPDATED TO ARCHITECTS COMMENTS	30/06/16
A	UPDATED TO ARCHITECTS COMMENTS	20/06/16
REV	REVISION DETAIL	DATE

CLIENT: ANGLIAN ARCHITECTURAL

PROJECT:

VIMN COURTYARD INFILL

TITLE: PANEL SETOUT FOR EAST ELEVATION

DATE:	03/06/16	ISSUE STATUS:
DRAWN BY:	DJR	CHECKED BY:
SCALE:	NTS	PLOT SIZE:
DRAWING NUMBER:	1045-ELE-001	REGION:

FOR APPROVAL

PANEL SETOUT FOR NORTH ELEVATION

SHEET INFORMATION:
CAD FILE : MIV - NEW MESH MASTER.dwg
PLOT DATE : June 30, 2016 3:48 PM
PLOTTED BY : Daniel Roneyre

THIS DRAWING CONTAINS THE FOLLOWING XREF FILES:

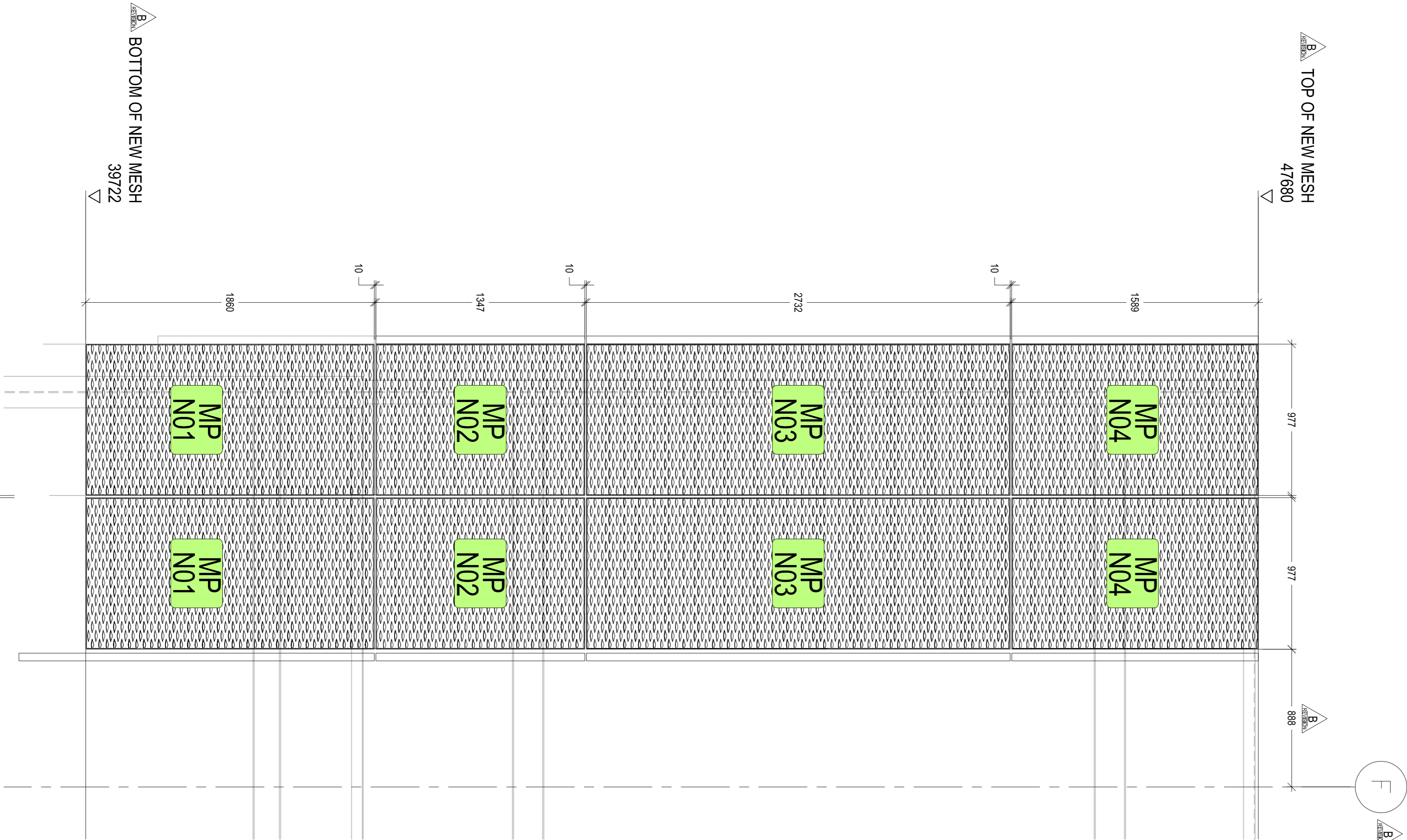
GENERAL NOTES :

DO NOT SCALE FROM THIS DRAWING.

THIS DRAWING IS TO BE READ IN CONJUNCTION WITH ALL RELEVANT JAMES & TAYLOR ARCHITECTS AND ENGINEERS DRAWINGS.

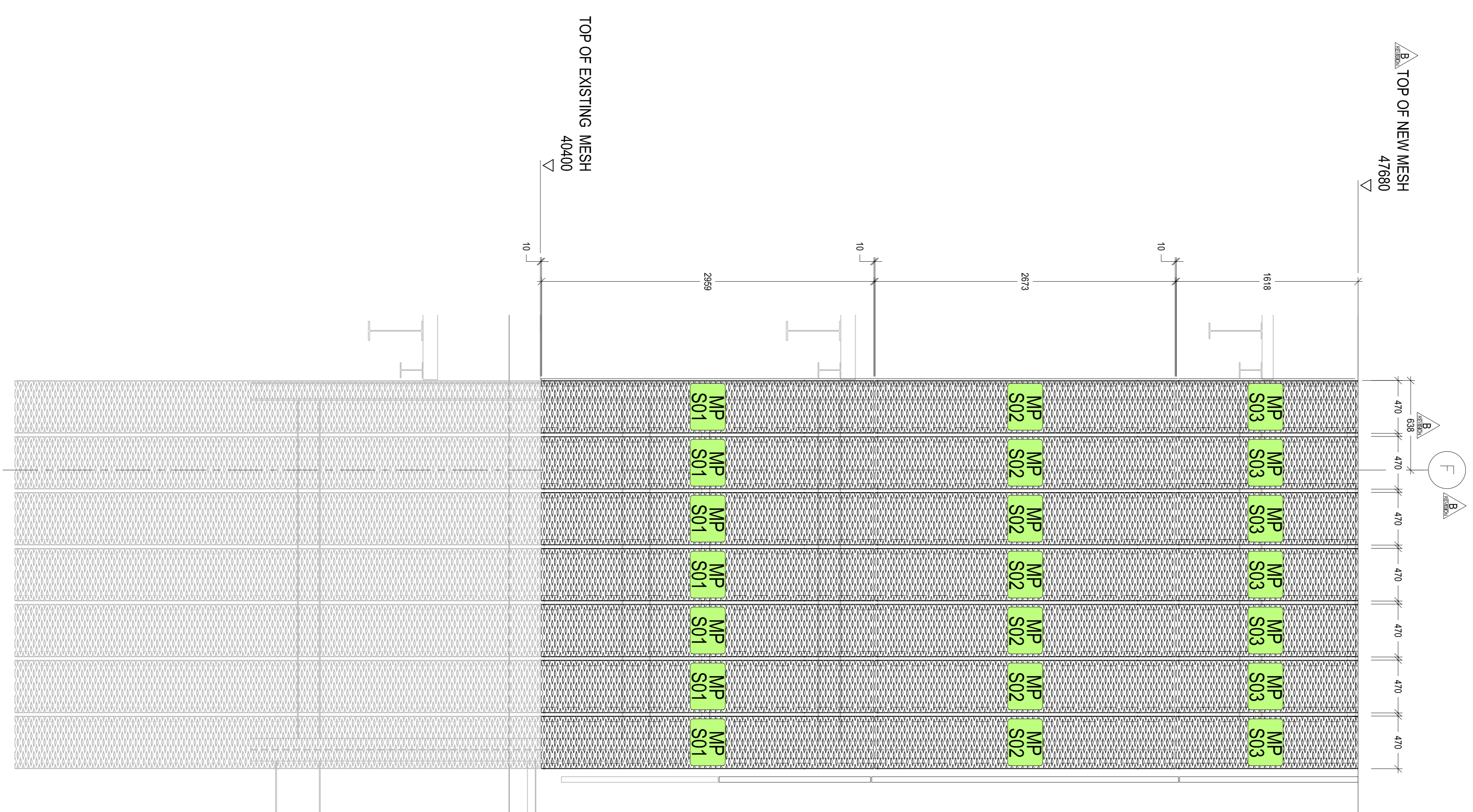
ALL DIMENSIONS, UNLESS STATED ARE IN MILLIMETRES.

MP - MESH PANEL
- REFERENCE



B	UPDATED TO ARCHITECTS COMMENTS		30/06/16
A	UPDATED TO ARCHITECTS COMMENTS		20/06/16
REV:	REVISION DETAIL	DATE:	
CLIENT: ANGLIAN ARCHITECTURAL			
PROJECT: VIMIN COURTYARD INFILL			
TITLE: PANEL SETOUT NORTH ELEVATION			
DATE:	ISSUE STATUS		
03/06/16			
DRAWN BY:	CHECKED BY		
DJR	LP		
SCALE:	PLOT SIZE		
NTS	A1		
DRAWING NUMBER:	REVISION		
1045-ELE-002	B		
FOR APPROVAL			

PANEL SETOUT FOR SOUTH ELEVATION



SHEET INFORMATION:
CAD FILE : MTJ - NEW MESH MASTER.dwg
PLOT DATE : June 30, 2016 3:39 PM
PLOTTED BY : Daniel Bonayne

THIS DRAWING CONTAINS THE FOLLOWING XREF FILES:

GENERAL NOTES :

DO NOT SCALE FROM THIS DRAWING.

THIS DRAWING IS TO BE READ IN CONJUNCTION WITH ALL RELEVANT JAMES & TAYLOR ARCHITECTS AND ENGINEERS DRAWINGS.

ALL DIMENSIONS, UNLESS STATED ARE IN MILLIMETRES.

MP - MESH PANEL
- REFERENCE

DATE:		ISSUE STATUS:	
03/06/16			
DRAWN BY:		CHECKED BY:	
DJR		LP	
SCALE:		PLOT SIZE:	
NTS		A1	
DRAWING NUMBER:		REVISION:	
1045-ELE-003		B	
FOR APPROVAL			