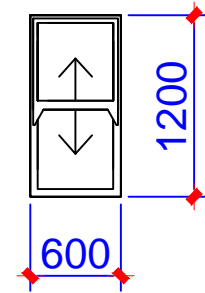


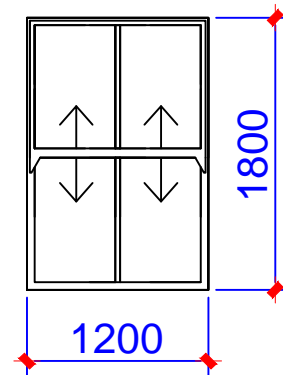
Window Types

All dimensions are to be checked on site. This drawing shall not be scaled to ascertain dimensions.

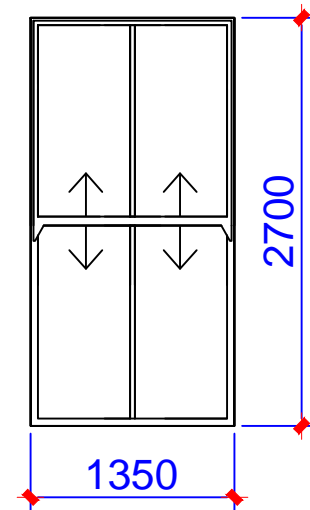
Type A



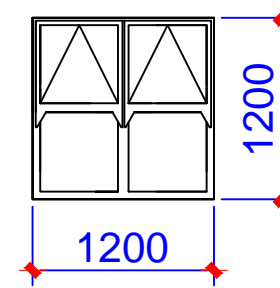
Type B



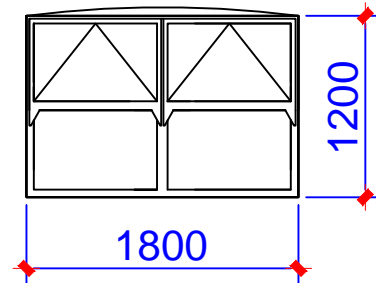
Type C



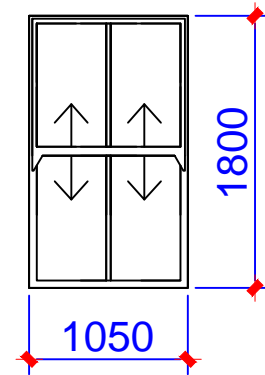
Type D



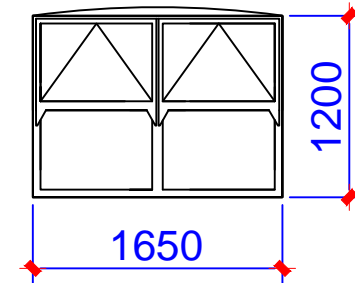
Type E



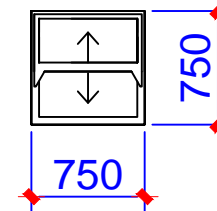
Type F



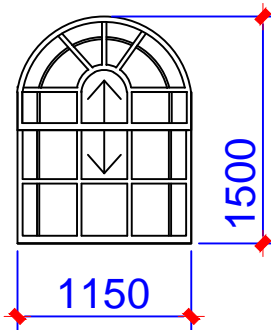
Type G



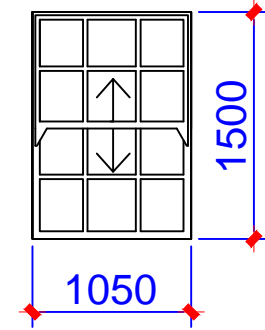
Type H



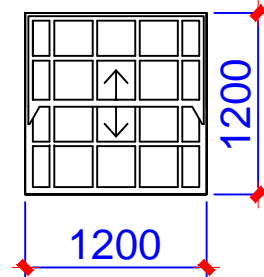
Type J



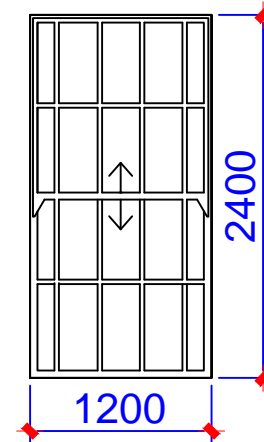
Type K



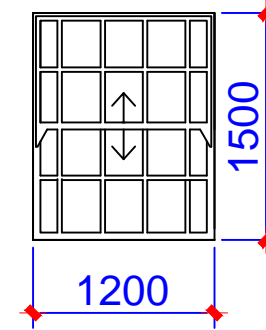
Type L



Type M



Type N



Existing windows - Single glazed timber softwood frames painted White.

Existing Doors - Softwood painted frames door blade.

Note:
All information read in-conjunction with the Existing photographic information.

Issued For: INFORMATION PURPOSES ONLY

Client
REF: SC27733
Sanctuary Housing

Project
Proposed replacement of windows and doors.
170 Camden Road, London NW1 9HJ.

Scheme - Drawing Title
Existing window schedule

01
Drawing No. Revision Date 29.8.16 Scale 1:50 @A3

sovereign group
limited
Commercial Fabricators
of PVCu
Windows & Doors
Head Office: Vale St, Nelson, Lancs. BB9 0TA
T: 01282 838111 F: 01282 444202
E: info@sovereigngroup.co.uk
W: WWW.SOVEREIGNGROUP.CO.UK
WWW.SOVEREIGNCOMMERCIAL.CO.UK