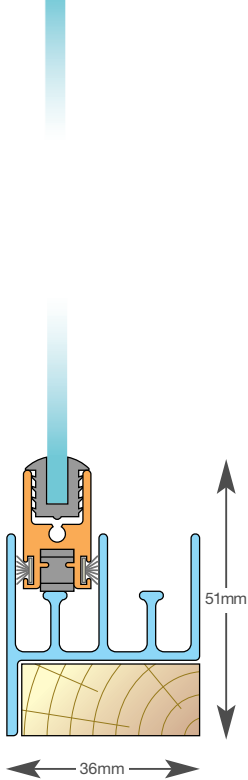
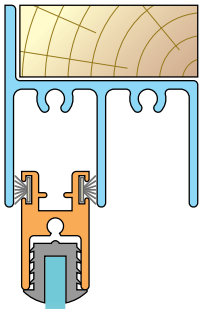


HEAD DETAIL



CILL DETAIL

Design concept

- A slim and versatile horizontal sliding system that provides easy access for ventilation and is suitable for treating most types of window
- Available with 2, 3, 4 or even 5 sliding sashes (panels)
- Minimal impact on blinds or curtains



Design Features

- Sashes slide on glide pads or for larger sizes, stainless steel ball races with nylon tyres
- Integral full height projecting finger pulls
- Twin brush seals ensure high sealing efficiency
- Slim 23mm wide interlock stile as standard
- Heavy duty interlock for units over 1700mm high or those requiring locks
- Fixings concealed within the frame - trims not required
- Sashes are removable for maintenance and cleaning
- Frames may be linked with a colour matched aluminium transom/mullion section

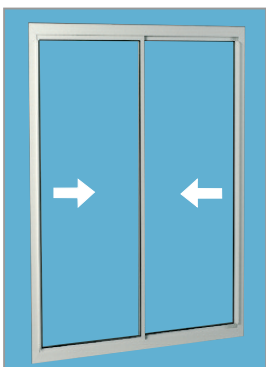
Size Guidelines

- Maximum individual sash 1100mm (w) x 2200mm (h)
- Minimum individual sash 300mm (w) x 300mm (h)
- Sash height to width ratio should not normally exceed 4:1
- Risk assessments for sash sizes must account for weight, location and type of end user

Drawings not to scale



Acetyl glide



OPTIONS

Glazing:

- 4mm to 6.8mm

Frames:

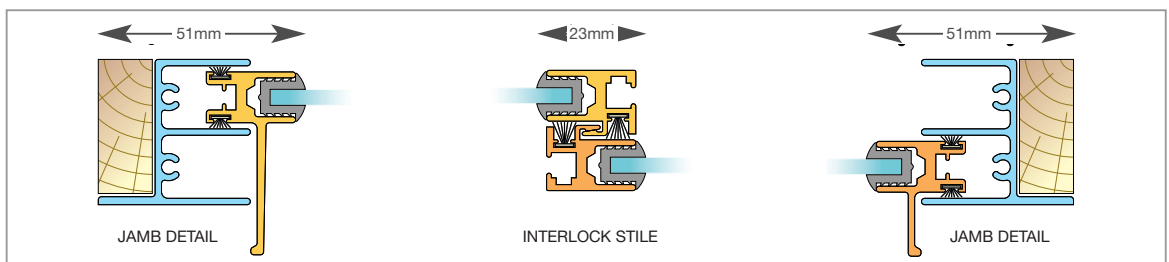
- Recessed finger pull to allow sashes to contra slide
- Heavy duty interlock stile
- 38mm box interlock stile
- Low profile running track to clear inward opening windows
- Triple track allowing 3 sashes to stack at one end

Hardware:

- Acetyl glide pads (standard)
- Stainless steel ball races fitted with tyres

Locking:

- Flipper catch handle
- Fitch catch - white (standard)
Options: chrome, gold, black, brushed steel
- Plunge lock (box interlock stile only)
- Concealed shoot bolts
- Inverted 'U' channel restrictor



Selectaglaze reserves the right to change specifications without prior notice