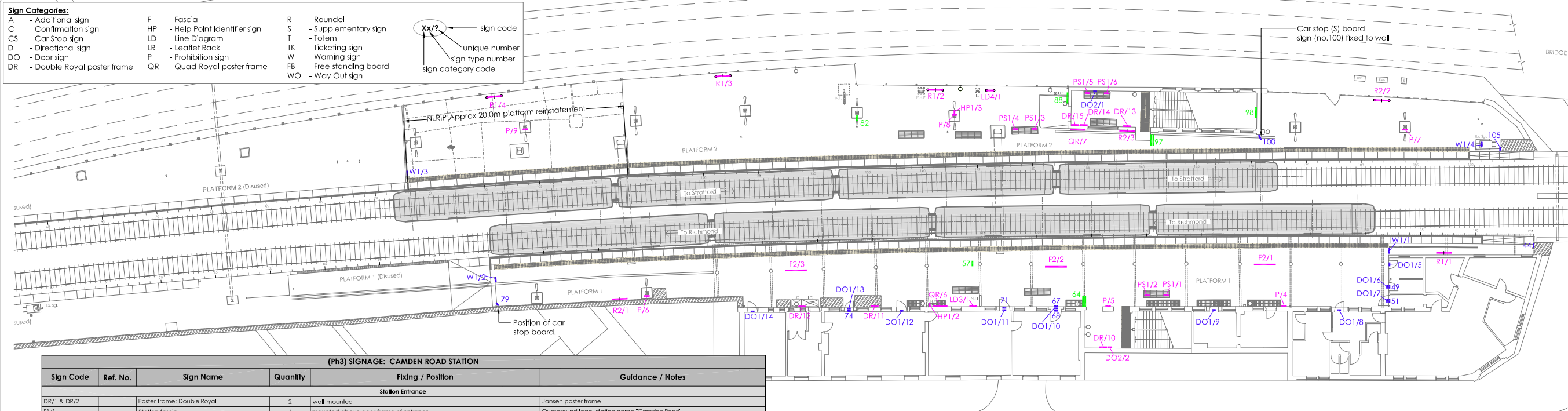
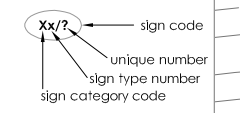


**Sign Categories:**

A - Additional sign	F - Fascia	R - Roundel
C - Confirmation sign	HP - Help Point Identifier sign	S - Supplementary sign
CS - Car Stop sign	LD - Line Diagram	T - Totem
D - Directional sign	LR - Leaflet Rack	TK - Ticketing sign
DO - Door sign	P - Prohibition sign	W - Warning sign
DR - Double Royal poster frame	QR - Quad Royal poster frame	WO - Free-standing board
		WO - Way Out sign




- general notes**
- This drawing is to be read in conjunction with all relevant Drawings, Specifications, and Contract Documents.
  - This drawing must only be reproduced in colour.
  - All dimensions in millimetres (mm) and all levels are in metres (m). Do not scale from this drawing.
  - The information denoted on these As Built drawings has been compiled from sources available at the time of their production. Where work has been undertaken by the installation contractor which has been concealed from view prior to inspection, it has been assumed that no change has occurred (unless contemporaneously produced site sketches have been supplied), in which circumstance no modification to the construction information for those areas has been included with the As Built drawings.
  - All new format to be in accordance with the specification.
  - Indicates localised patching to cover existing foundations
  - Indicates top layer of trench in-fill
  - All items prefixed (Ph3) denote works carried out in Phase 3.
  - For all setting out of equipment, refer to change lengths. Where provided, the site setting out point will be indicated for reference only.

**(Ph3) SIGNAGE: CAMDEN ROAD STATION**

Sign Code	Ref. No.	Sign Name	Quantity	Fixing / Position	Guidance / Notes
<b>Station Entrance</b>					
DR/1 & DR/2		Poster frame: Double Royal	2	wall-mounted	Jansen poster frame
F1/1		Station fascia	1	mounted above door frame of entrance	Overground logo, station name "Camden Road"
P1/1 & P2		No smoking / No alcohol / CCTV	2	wall-mounted	
S1/1	1	Cycle Parking	1	post-mounted, fixed to existing post	to be retained
T1/1		Station totem, double-sided	1	wall-mounted, fixed to new bracket of one side	Overground logo, station name, "Camden Road" double-sided
R3/1		Station roundel	1	wall-mounted, overhead	
<b>Booking Hall</b>					
DR/3 - DR/8		Poster frame: Double Royal	6	wall-mounted	TfL poster frame
DO1/1 - DO1/4	26, 29, 35 & 39	Private	4	door mounted	to be retained
DO3/1	30	Caution door opens outwards	1	door mounted	to be retained
D1/1		Platform 1 "Trains to Richmond & Clapham Junction"	1	wall-mounted, overhead	
D2/1		Platform 2 "Trains to Stratford"	1	wall-mounted, overhead	
FB/1	27	Free standing service update board	1	free standing within entrance area	Dr poster frame on reverse side
HP1/1		Help point identifier	1	wall-mounted, fixed of one side	Vertical version, double sided
LD1/1		Line Diagram, directional	1	wall-mounted along side LD2/1	
LD2/1		Line Diagram, directional	1	wall-mounted along side LD1/1	
LR/1		Leaflet rack	1	wall-mounted	
P3		No smoking / No alcohol / CCTV	1	wall-mounted	
QR/1 & QR/5		Poster frame: Quad Royal	5	wall-mounted	TfL poster frame
TK2/1	18	Assistance & Tickets panel	1	mounted above ticket counter window	
TK4/1		£50 Penalty fare	1	wall-mounted	
TK5/1 & TK5/2	11 & 12	Ticket panel	2	ticket vending machine	to be retained
	10	Free standing temporary board	1	free standing within entrance area	to be retained
	7	Local directions and bus information	1	mounted above door frame of entrance doorway (internally)	to be retained
	19	Assistance panel	1	mounted above ticket counter window	to be retained
	36	Platform 1 "Trains to Richmond & Clapham Junction"	1	wall-mounted in stair case area	to be retained
<b>Under Pass</b>					
	43	Platform 2 "Trains to Stratford"	1	wall-mounted	to be retained
DR/9		Poster frame: Double Royal	1	wall-mounted	TfL poster frame
<b>Platform 1</b>					
DR/10 & DR/12		Poster frame: Double Royal	3	wall-mounted	TfL poster frame
DO2/2		No smoking	1	wall-mounted	
F2/1 - F2/3		Platform station fascia	3	mounted from droppers under existing canopy	Overground logo, station name "Camden Road" new droppers required
HP1/2		Help point identifier	1	wall-mounted	Horizontal version, double sided
LD3/1		Basic line diagram	1	wall-mounted	Trains to Richmond & Clapham Junction, Platform 1
P/4, P/5 & P/6		No smoking / No alcohol / CCTV	3	wall-mounted	
PS1/1 & PS1/2		Priority seating	2	woodro seat-mounted	
QR/6		Poster frame: Quad Royal	1	wall-mounted	TfL poster frame
R1/1		Platform station name roundel and way out	1	wall-mounted	wall-mounted roundel with no smoking sign above
R2/1		Platform station name roundel and way out	1	wall-mounted	wall-mounted roundel with no smoking sign above
W1/1 - W1/2	47 & 80	End-of-platform warning	2	W1/1 wall-mounted at one edge on existing bracket, W1/2 barrier-mounted	Standard version (square edge) W1/1 to be retained W1/2 to be relocated
	44	No Access to AC Electric trains to No. 2 lines	1	wall-mounted	to be retained
	45	Warning limited clearance	1	wall-mounted	to be retained
DO1/5 - DO1/14	48, 50, 52, 54, 58, 69, 70, 73, 75 & 78	Private	10	door-mounted	
	49	Caution, Chemical Hazardous material	1	door-mounted	to be retained
	51	Fire exit keep clear	1	door-mounted	to be retained
	53	Neighborhood policing team	1	door-mounted	to be retained
	64	Way out sign, directional	1	wall-mounted, overhead, double sided	to be adapted and re-mounted on existing brackets.
	57	Station platform No.1	1	mounted from droppers under existing canopy, double sided	to be adapted relocated and re-mounted using existing droppers
	67	Prosecution	1	door-mounted	to be retained
	68	No entry unless authorised	1	door-mounted	to be retained
	71	Revenue Protection	1	door-mounted	to be retained
	74	Station management team	1	door-mounted	to be retained
	79	Car Stop (S) class 378	1	to be relocated to new position in line with NLRP design	to be retained
<b>Platform 2</b>					
DR/13 & DR/15		Poster frame: Double Royal	3	wall-mounted	Jansen poster frame
DO2/1	89	No smoking	1	wall-mounted	to be retained
HP1/3		Help point identifier	1	lighting column mounted	Horizontal version, double sided
LD4/1		Basic line diagram	1	platform mounted	Trains to Stratford, Platform 2
P/7, P/8 & P/9		No smoking / No alcohol / CCTV	3	mounted to new lighting columns and P/8 wall-mounted	
PS1/3 & PS1/6		Priority seating	4	woodro seat-mounted	
QR/7		Poster frame: Quad Royal	1	wall-mounted	Jansen poster frame
R1/2 - R1/4		Platform station name roundel and way out	3	platform-mounted	fence-mounted roundel with no smoking sign above
R2/2 & R2/3		Platform station name roundel and way out	2	R2/2 platform-mounted, R2/3 wall-mounted	fence-mounted roundel with no smoking sign above
W1/3 - W1/4	81 & 102	End-of-platform warning	2	W1/3 fence-mounted, W1/4 wall-mounted	Standard version (square edge) W1/3 to be relocated W1/4 to be retained
	82	Station platform No.2 double sided	1	mounted to existing redundant lighting column	to be retained
	83	Yellow sign No.5	1	mounted to existing lighting column	to be retained
	88	Way out, directional	1	wall mounted	to be adapted and replaced in the same position
	98	Way out, directional	1	wall mounted, overhead in staircase	to be retained
	100	Car Stop (S) 378 class	1	post-mounted	to be retained
	97	Way out sign, directional	1	wall-mounted, overhead, double sided	to be adapted and re-mounted on existing brackets.
	101	Car Stop Black (S)	1	fence-mounted	to be retained
	103	No Access to AC Electric trains to No.2 lines	1	post-mounted	to be retained
	104	313 Units pan down No 2 line	1	post-mounted	to be retained
	105	Warning limited clearance	1	wall-mounted	to be retained
<b>Total No. Proposed Signs (Reused+New+Adapted)</b>			<b>114</b>		

**Platform Plan**

TOTAL NO. PROPOSED SIGNS: CAMDEN ROAD STATION					
Sign Code	Existing Ref. No.	Sign Name	No. Reused	No. New	Adapt
DR/1-DR/15		Poster frame: Double Royal	-	15	-
DO1/1 - DO1/14	26, 29, 35, 39, 48, 50, 52, 54, 58, 69, 70, 73, 75 & 78	Private	14	-	-
DO2/1 & DO2/2	89	No smoking	1	1	-
DO3/1	30	Caution door opens outwards	1	-	-
D1/1		Platform 1 "Trains to Richmond & Clapham Junction"	-	1	-
D2/1		Platform 1 "Trains to Stratford"	-	1	-
FB/1	27	Free standing service update board	1	-	-
	10	Free standing temporary board	1	-	-
F1/1		Station fascia	-	1	-
F2/1 - F2/3		Platform station fascia	-	3	-
HP1/1 - HP1/3		Help point identifier, horizontal	-	3	-
LD1/1		Directional line diagram	-	1	-
LD2/1		Directional line diagram	-	1	-
LD3/1		Basic line diagram	-	1	-
LD4/1		Basic line diagram	-	1	-
LR/1		Leaflet rack	-	1	-
P/1 - P/9		No smoking / No alcohol / CCTV	-	9	-
PS1/1 - PS1/6		Priority seating	-	6	-
QR/1 & QR/7		Poster frame: Quad Royal	-	7	-
R1/1 - R1/4		Platform station name roundel and way out	-	4	-
R2/1 - R2/3		Platform station name roundel and way out	-	3	-
R3/1		Station roundel	-	1	-
S1/1	1	Cycle parking	1	-	-
T1/1		Station totem, double-sided	-	1	-
TK2/1	18	Assistance & Ticket panel	1	-	-
TK4/1		£50 Penalty fare	-	1	-
TK5/1 & TK5/2	11 & 12	Ticket panel	2	-	-
W1/1 - W1/4	47, 80, 81 & 102	End-of-warning	4	-	-
	19	Assistance panel	1	-	-
	79 & 100	Car Stop (S) class 378	2	-	-
	7	Local directions and bus information	-	-	1
	36	Platform 1 "Trains to Richmond & Clapham Junction"	-	-	1
	43	Platform 1 "Trains to Stratford"	-	-	1
	44	No Access to AC Electric trains to No.2 lines	1	-	-
	45	Warning limited clearance	1	-	-
	49	Caution, chemical hazardous materials	1	-	-
	51	Fire exit keep clear	1	-	-
	53	Neighborhood policing team	1	-	-
	64	Way out sign, directional (2 panels)	-	-	1
	57	Station platform No.1 double sided	-	-	1
	67	Prosecution	1	-	-
	68	No entry unless authorised	1	-	-
	71	Revenue Protection	1	-	-
	74	Station management team	1	-	-
	82	Station platform No. 2 double sided	-	-	1
	83	Yellow sign No.5	1	-	-
	84	Way out, directional	-	-	1
	95	Way out, directional	-	-	1
	97	Way out sign, directional (2 panels)	-	-	1
	101	Black Car Stop (S)	1	-	-
	103	No Access to AC Electric trains to No.2 lines	1	-	-
	104	313 Units pan down No 2 line	1	-	-
	105	Warning limited clearance	1	-	-
<b>TOTAL:</b>			<b>43</b>	<b>62</b>	<b>9</b>



**revision**

**AS BUILT**  
**BASED ON**  
**INFORMATION**  
**CURRENT 05/12/2011**

A8	Issued for As Built	APN	05.12.11	IG
N*	Revision	By	Date	Cl't

**drawing status**

**AS BUILT**

**project**

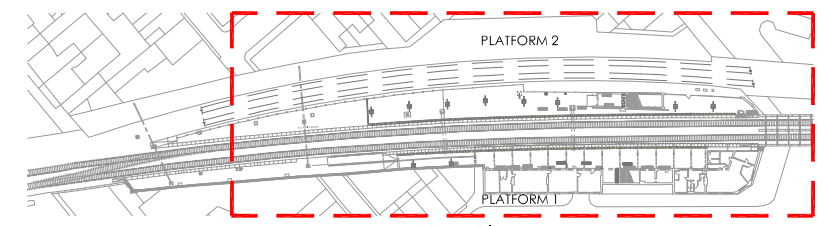
client  
  
 project title  
**London Overground Camden Road Station**

**drawing title**

**Station Signage Platform Plans Sheet 1 of 2**  
 scale (A1) date drawn checked  
 1:200 Jun 11 IG APN

**reference**

drawing no. CMD-PAD-91-1-02 revision AB



**Key Plan**  
 N.T.S.

Refer to drawing CMD-PAD-91-1-02