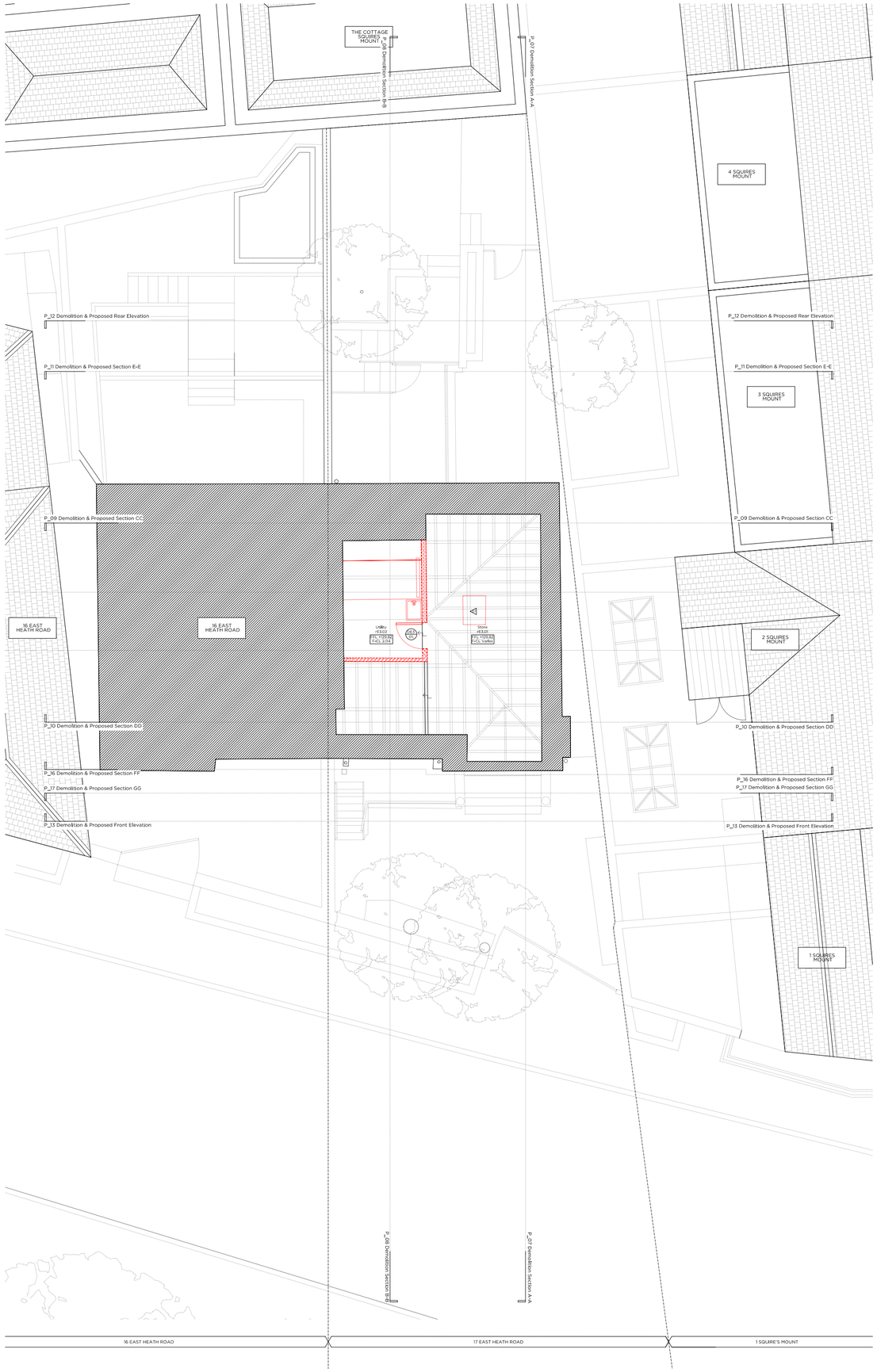

Demolition Loft Floor Plan

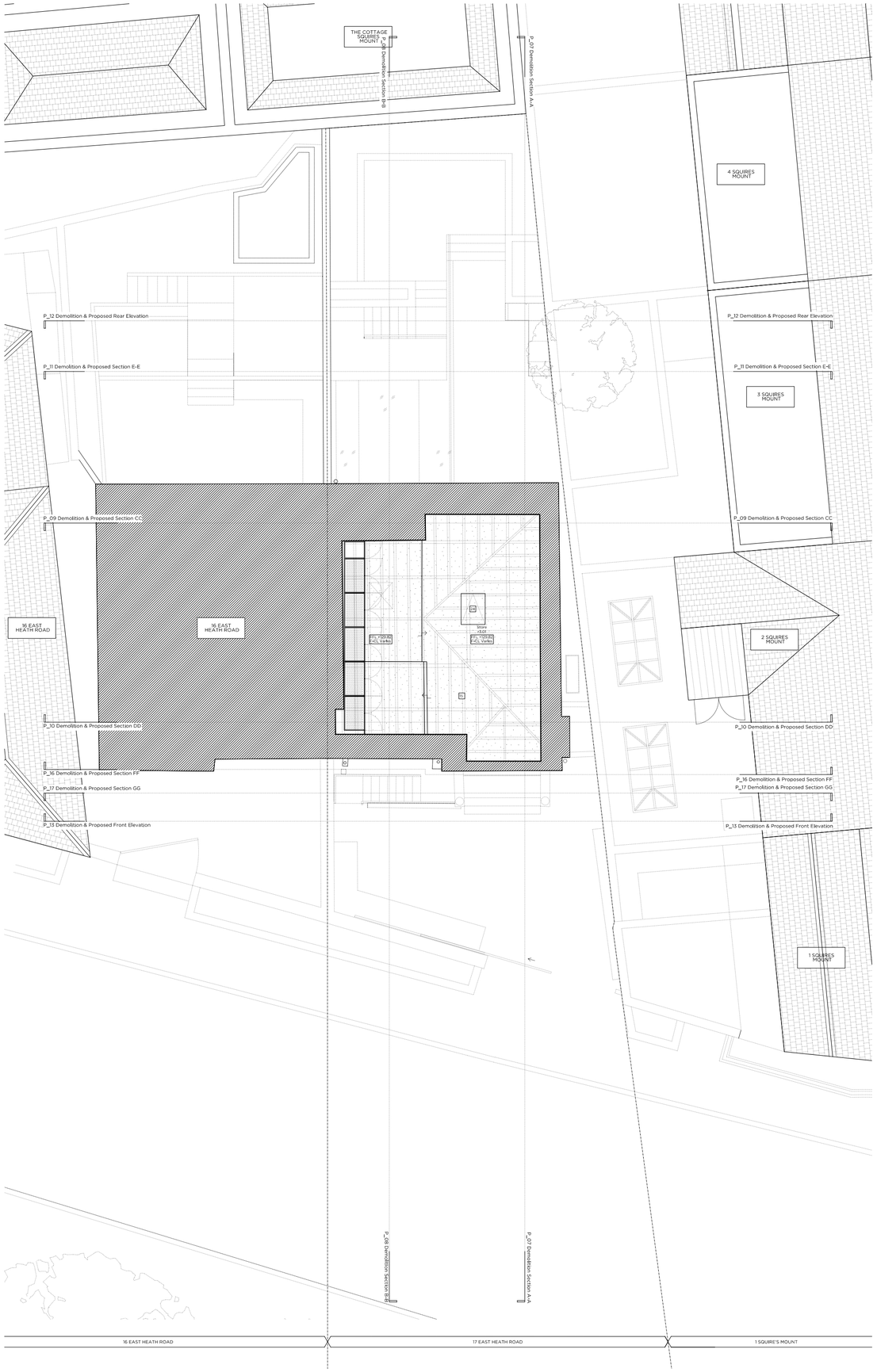

Proposed Loft Floor Plan

Key Site Plan 1:250

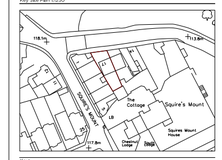

Key:

	Existing structure / earth		Existing structure / fittings to be removed
	New structure		Hatch denotes area of excavation
	New Soil		Hatch denotes area of gardening excavation
	Line denotes removal of existing structure		Denotes existing fittings to be removed
SVP	Soil Vent Pipe	UFH	Underfloor heating
FCU	Fan Coil Unit		

General Notes:

1. Refer to the Door and Window Schedules for a detailed inventory of the proposal for each door and fenestration.
2. Existing floor finishes are to be removed.
3. Where a new floor is to be laid at a lower level and yet adjoining floorboards are installed on the top of the existing joists in order to level, and then the existing floorboards are to be re-laid on top.
4. Underfloor heating is to be provided throughout.

Elevation Key:

Legend: Proposed Finishes

- Proposed stabilised oak hardwood floor finish on specified floor buildup.
- Proposed carpet on specified floor buildup.
- Proposed porcelain tile floor finish on specified floor buildup.
- Proposed Bogen fan natural stone setts on specified floor buildup.
- Proposed natural stone floor finish on specified floor buildup.

Proposed floor buildups

Floor 1: Specified floor finish on new slab, on new water fed UFH, on existing floor boards, laid over existing Brownfield joists, with new insulation.
Floor 2: Specified floor finish on new electric UFH mat, on new ply, on existing floor boards, laid over existing Brownfield joists, with new insulation between existing joists.
Floor 3: Specified floor finish on new pedestals.
Floor 4: Specified floor finish on new pedestals with new waterfed UFH system to new insulation, on new structure.
Floor 5: Specified floor finish on new electric UFH mat, on new insulation, on new structure.
Floor 6: Paving slab, on new structure.
Floor 7: Epoxy resin, on new structure.

Trees

Refer to corresponding Arboricultural Report by Simon Pryce Arboriculture submitted as part of below planning application:
T1. Silver Birch (to be removed (2016/3423/T))
T2. Plum (to be removed (2016/5440/T))
T3. Himalayan Birch (to be removed)

Demolition Notes

- External staircase to be removed.
- Non-original timber structure to be removed and rebuilt in masonry.
- Non-original extension to be removed and replaced.
- Non-original window to be removed and replaced.
- Non-original internal glazing to be removed.
- Existing metal railing to be removed and replaced.
- Non-original door to be removed and replaced.
- Non-original ceiling to be removed and replaced.
- Non-original reed floor to be removed and replaced.
- Removal of non-original mouldings. Please refer to Heritage Statement.
- Existing vehicle access gate to be removed.
- Existing non-original fireplace and surround to be removed.
- Existing secondary glazing to be removed.
- Existing railing to be removed.
- Remove paint to existing brickwork. Repair and repoint masonry as required.

Proposed Notes

- 01 New sliding gate detailed to match existing.
- 02 Proposed metal railings to be traditionally detailed.
- 03 Proposed metal staircase to lower ground floor.
- 04 Proposed traditionally detailed timber panel door.
- 05 Proposed traditionally detailed door. Refer to door schedule.
- 06 Proposed insulated wall.
- 07 Proposed flush rooflight.
- 08 Existing staircase and balustrade to be carefully protected and refurbished.
- 09 Existing handrail to be carefully dismantled and repositioned.
- 10 Proposed skirting/ cornice to be traditionally detailed. Refer to Heritage Statement.
- 11 Proposed fireplaces and surrounds to be traditionally detailed. Refer to Heritage Statement.
- 12 Existing window to be refurbished. Refer to window schedule.
- 13 Proposed window to be traditionally detailed. Refer to window schedule.
- 14 Existing brickwork to be repaired and repointed as necessary.
- 15 Proposed insulation in between existing eaves and lined.
- 16 Proposed glazed extension. Refer to P_23 for details.
- 17 Proposed terraced landscape. Refer to Landscape Proposal.
- 18 Proposed secondary glazing.
- 19 Proposed structure. Refer to structural engineers information.
- 20 Proposed flush panel door.
- 21 Proposed traditionally detailed timber french doors.
- 22 Proposed sliding screen.
- 23 New raised floor to accomodate drainage runs.
- 24 Proposed electric roof access hatch.
- 25 New construction style rooflight to replace existing.
- 26 New aerial.
- 27 New satellite dish.
- 28 Existing window surroundings and mouldings to be refurbished and redecorated.

Rev +	29.07.16	Issued for Planning

PLANNING

Project No.	16006
Client	Mr. & Ms. A. Saleh
Date	July 2016
Scale	1:100 @ A2 / 1:50 @ A0
Project	17 East Heath Road, NW3
Drawing Title:	Demolition & Proposed Loft Floor Plan
Drawing No.	P_05
Rev.	-
Drawn	LG
Approved	RD
Signed	

Marek Wojciechowski Architects
66-68 Margaret Street W1W 8SR T. 020 7580 9336 www.mwa.co.uk

Copyright Marek Wojciechowski Architects Limited.
Do not scale drawings. Figured dimensions only to be used to calculate areas for the purposes of valuation. All dimensions to be checked on site by the contractor and such dimensions to be their responsibility. Do not scale drawings. All work must comply with relevant British Standards and Building Regulations requirements. Drawing errors and omissions to be reported to the architect.

0 0.5m 1m 2m 3m 4m 5m