

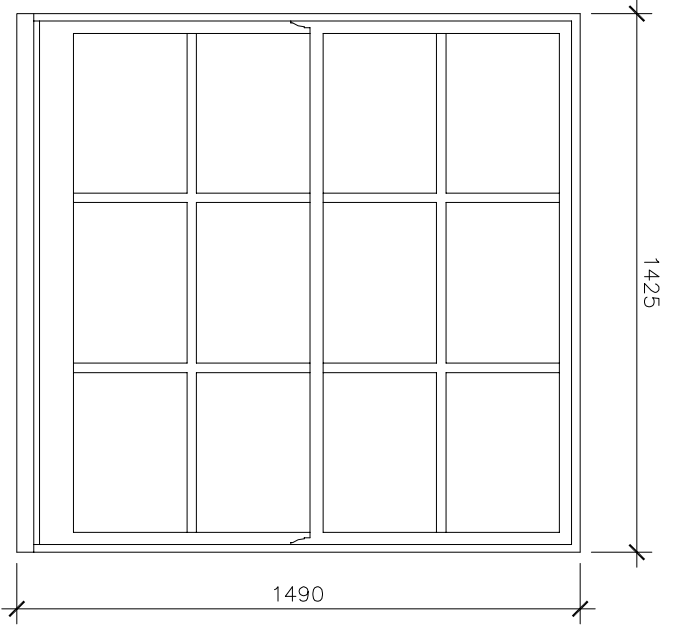
NOTES

Existing windows single-glazed timber with vertically sliding sashes, painted White.

Elevations from outside.

Dimensions are brick opening sizes, measured externally.

No access to upper floor windows - sizes estimated - accurate to + or - 50mm. Dimensions to be taken on site before pricing + construction.



W1

No. : 1


Location : Basement

Material : Timber, painted White

Opening : Vertical sliding sashes

Glazing : Single glazed

Glass : Clear



W2

No. : 1

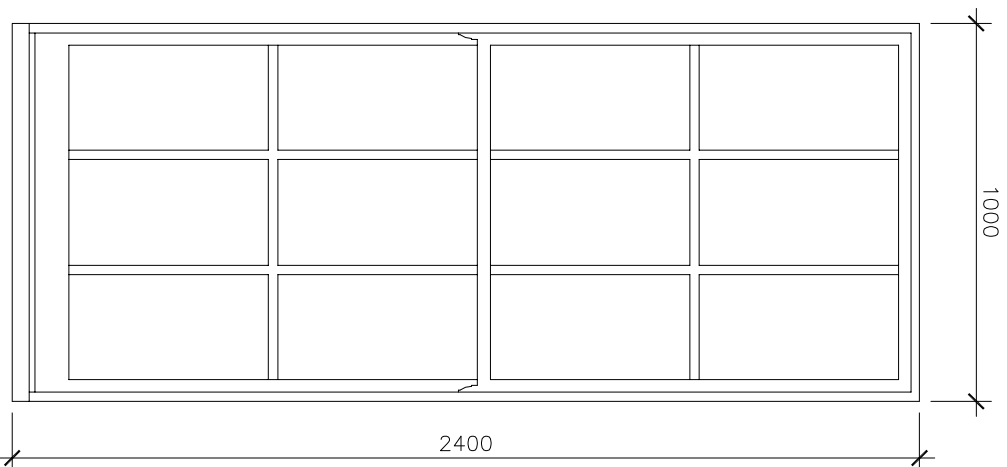
Location : Ground

Material : Timber, painted White

Opening : Vertical sliding sashes

Glazing : Single glazed

Glass : Clear



W3

No. : 2

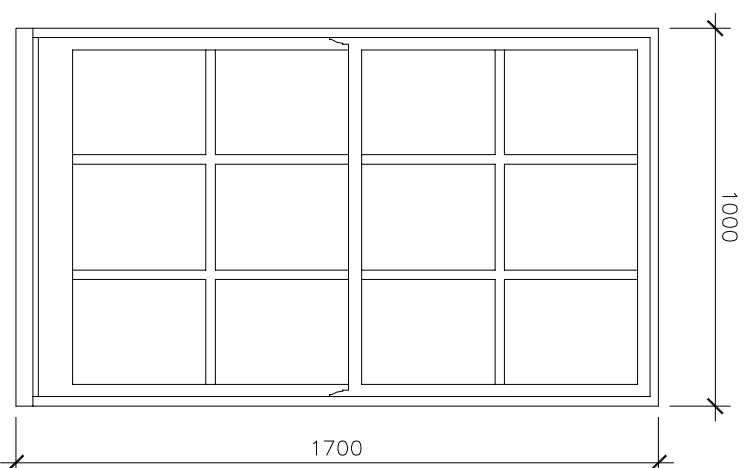
Location : First

Material : Timber, painted White

Opening : Vertical sliding sashes

Glazing : Single glazed

Glass : Clear



W4

No. : 2

Location : Second

Material : Timber, painted White

Opening : Vertical sliding sashes

Glazing : Single glazed

Glass : Clear

REVISION	DATE

Do not scale this drawing.
All dimensions to be checked by the Contractor before construction proceeds.
© Randall Shaw Billingham

RANDALL SHAW BILLINGHAM
Architects Energy Consultants Planners
54 Harcombe Road London N16 0SA
e-mail : rsh@randallshaw.co.uk
tel : 020 7254 7472

JOB TITLE
LONDON BOROUGH OF CAMDEN
PLANNED MAINTENANCE
84 GLOUCESTER AVENUE

DWG TITLE

WINDOW SCHEDULE
AS EXISTING

SCALE 1:5.20 @ A3 DWM bs

DATE 8/16 CHK. kr

DWG NO. 254/12 REV.

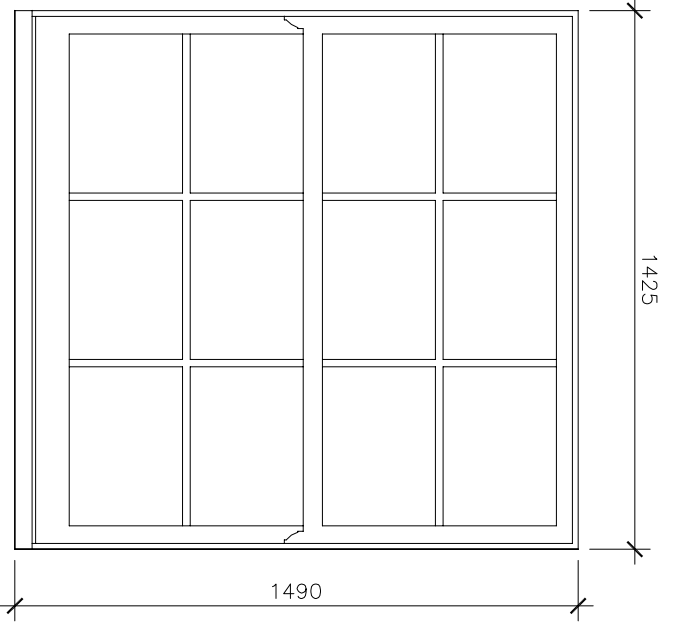
NOTES

Proposed windows - double-glazed timber with vertically sliding sashes, painted White.

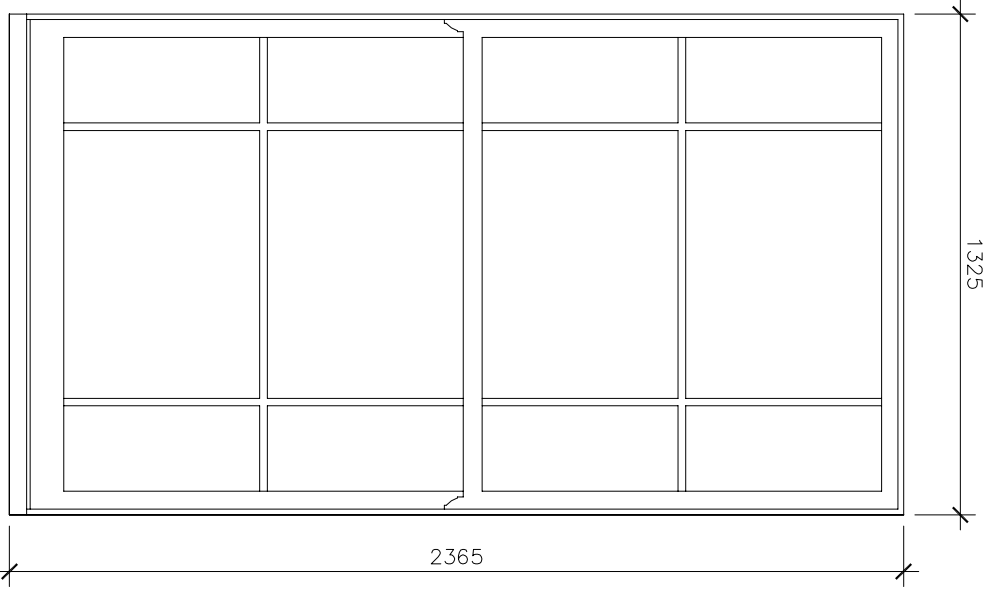
Elevations from outside.

Dimensions are brick opening sizes, measured externally.

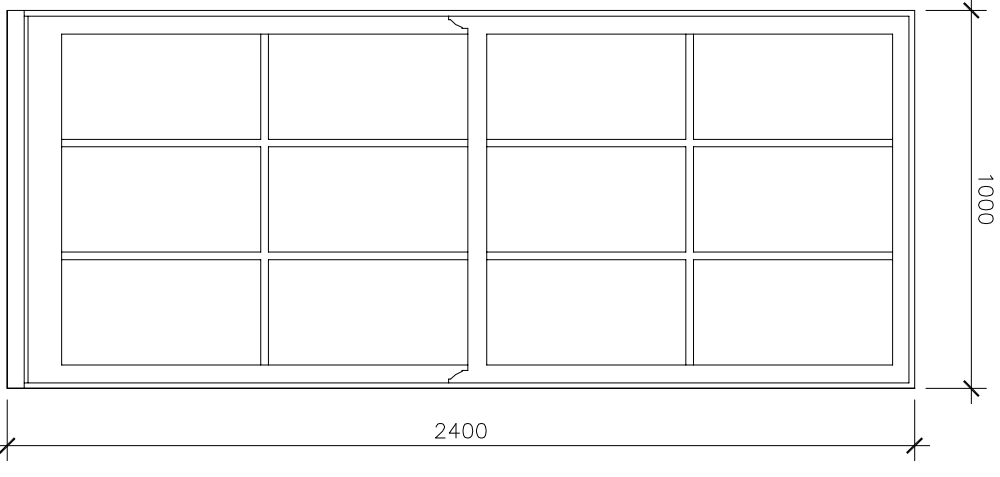
No access to upper floor windows - sizes estimated - accurate to + or - 50mm. Dimensions to be taken on site before pricing + construction.



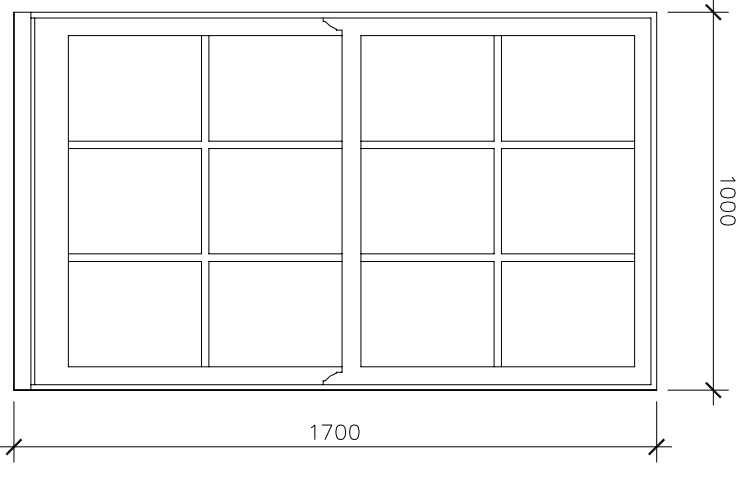
W1
No. : 1
Location : Basement
Material : Timber, painted White
Opening : Vertical sliding sashes
Glazing : Double glazed
Glass : Clear



W2
No. : 1
Location : Ground
Material : Timber, painted White
Opening : Vertical sliding sashes
Glazing : Double glazed
Glass : Clear



W3
No. : 2
Location : First
Material : Timber, painted White
Opening : Vertical sliding sashes
Glazing : Double glazed
Glass : Clear



W4
No. : 2
Location : Second
Material : Timber, painted White
Opening : Vertical sliding sashes
Glazing : Double glazed
Glass : Clear

Do not scale this drawing.
All dimensions to be checked by the Contractor before construction proceeds.
© Randall Shaw Billingham

RANDALL SHAW BILLINGHAM
Architects Energy Consultants Planners
54 Harcombe Road London N16 0SA
e-mail : rsh@randallshaw.co.uk
tel : 020 7254 7472

JOB TITLE
LONDON BOROUGH OF CAMDEN
PLANNED MAINTENANCE
84 GLOUCESTER AVENUE

DWG TITLE
WINDOW SCHEDULE
AS PROPOSED

SCALE 1:5.20 @ A3 DWM bs
DATE 8/16 CHK. kr
DWG NO. 254/13 REV.