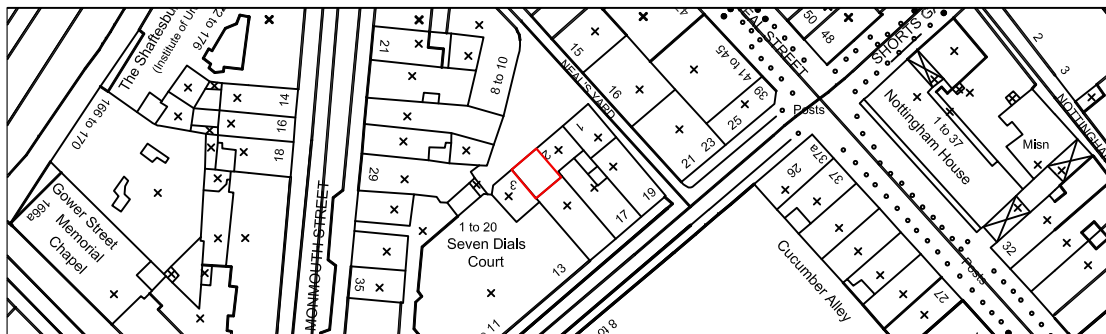

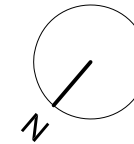


01 2W Neals's Yard Ground Floor Existing



NOTES:
LOCATION PLAN @ 1:500 SCALE & NORTH UP^.
ALL SCALES/DIMENSIONS TO BE CHECKED ON SITE.

REV	DESCRIPTION	DATE
-	-	-



1 SANDWICH STREET
LONDON WC1H 9PF
Tel: (020) 7391 7100
Fax: (020) 7391 7121

PROJECT NAME Dual Use Application		CLIENT Shaftesbury Covent Garden Ltd	DRAWING NO. 23252-05
DRAWING TITLE Existing Ground Floor Plan		ADDRESS 2W Neal's Yard London WC2	SCALE 1:50@A3
DRAWN BY WL		CHECKED BY -	DATE July, 2016