


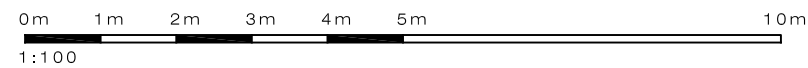


01 Section A-A
scale: 1:100 15_06

-  EXISTING WALLS
-  NEW WALLS
-  NEW CONCRETE WALLS



PLEASE NOTE:

- All dimensions to be checked on site before fabrication.
- Contractor to refer to engineers drawings before proceeding with works.
- All drawings and designs are covered by design right (intellectual property), and may not be distributed, copied or issue without written permission of the architect.
- All design concepts are the sole property of the architect and no adaptations, reproductions or copies may be made without written permission of the architect.
- These drawings are subject to any variation required or recommendation by any statutory authority, or for the better carrying out of the works.
- Samples to be provided by contractor for the architect approval.
- All finishes to architect satisfaction.
- All drawings to be approved by the architect before construction.

ADDITIONAL NOTES:

Rev	Issued for	Date	By	Issued	Rev	Issued for	Date	By	Issued

Client	PRIVATE CLIENT
Architect	SCHNEIDER DESIGNERS architecture . design . interiors 15 Eldon Grove, London NW1 8HH Tel: +44 (0) 20 7435 7105 architect@schneiderdesigners.co.uk www.schneiderdesigners.co.uk

Project
7 Greville Place
London, NW6 5JP
Title
Proposed
Section A-A

Status	Planning Application
Scale	1:100 @ A3
Drawn	JL
Issued	JL
Date	18-Jul-16
Drawing No	APL-300
Project No	15_08
Revision	01