

All / Any electrical equipment to be disconnected and connected by others.

SECURED BY DESIGN

PD No. - APPROVED

All Dimensions unless specified, are in mm.

IRONMONGERY			
Hinge	1 No.	8mm Continuous	
Pull Handle	2 No.	As a part of lock set	
Push Plate		NA	
Kick Plate		NA	
Door Closer	1 No.	Surface Mounted Door Closer	
Threshold	1 No.	45x145mm timber cill (TBC)	
Lock	1 No.	ML235	
Chain	1 No.	Security chain	
		NA	

ITEMS TO BE SUPPLIED AND FITTED BY OTHERS

Lock	NA
FOB Reader	NA
Fireman Switch	NA
Exit button	NA
Entry Call Panel	NA

GLASS G = Sealed unit
15mm pyrostop obscure+6mm cavity+6mm clear toughened. All joints to be silicon pointed.

SOLID PANEL S = NA




FRAME

70x95mm Rebated Hardwood Frame
Timber packings

COLOUR

DOOR : TBC
FRAME : TBC

FIXING DETAIL

-  = Fixing Positions
-  = 10x92 S/Sleeve Anchor Fixing on Masonry
-  = M10 Machine Screw (for Steel)

THIS DRAWING IS THE PROPERTY OF MULTI INSTALLATIONS LIMITED AND MUST NOT BE COPIED OR DISCLOSED TO A THIRD PARTY WITHOUT THE WRITTEN PERMISSION OF MULTI INSTALLATIONS LIMITED.

REV DETAIL DATE

PROJECT : Curnock St. Estate

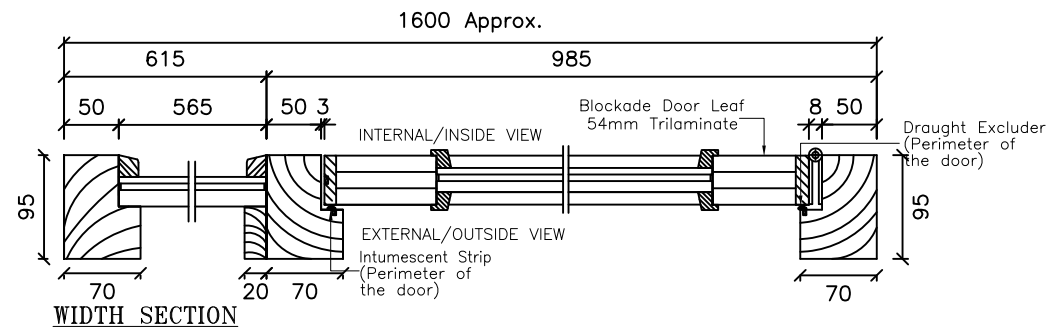
Billingley, NW1 0HJ
Flat Entrance Door
Lake House/Camden Council

DRAWN BY: Nihar DATE : 15/07/16

CHK'D BY: Varshil SCALE : NTS



JOB NO : 6175 DRG NO : 017 REV NO : 0



1. Door clear opening 803mm when 90° open.
2. U value for glazing = 1.4 (W/m2K).
3. In side screen, required glazing to be clear or obscure to be confirmed.
4. Door and frame colour to be confirmed.
5. Door bottom cill to be confirmed.
6. Manufacturing tolerance 15mm in width and 15mm in height from structure opening size 1615mm(W)X2515mm(H).

