NOTE: THIS DETAIL IS TO BE READ IN CONJUNCTION WITH DETAILS D-J-WT-108 AND D-J-WT-109 FOR INTERFACE WITH EXTERNAL WALL TYPE WT1/WT2 AND D-J-WT-305 FOR WINDOW HEAD AND CILL

ACCREDITED DETAIL	NEAREST TFW-WD-03
ROBUST DETAIL	-

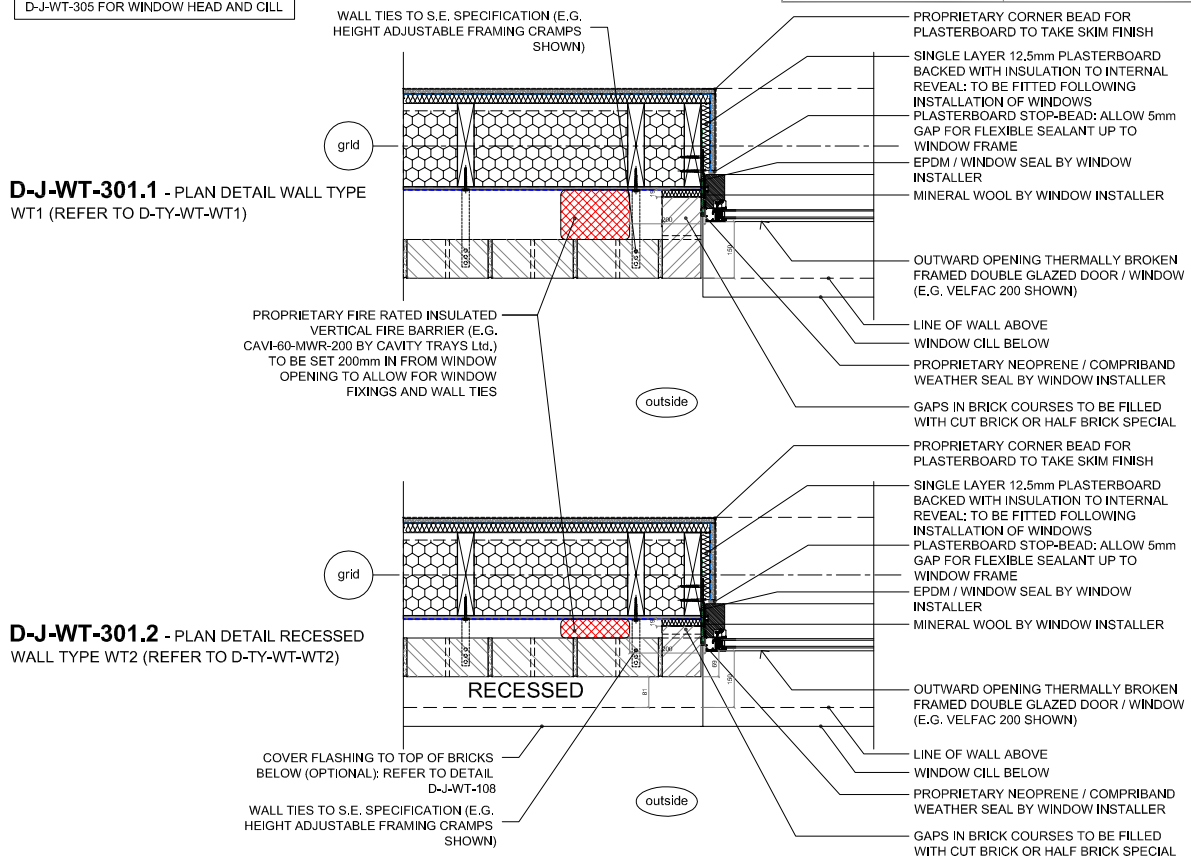

D-J-WT-301.1 - PLAN DETAIL WALL TYPE WT1 (REFER TO D-TY-WT-WT1)

D-J-WT-301.2 - PLAN DETAIL RECESSED WALL TYPE WT2 (REFER TO D-TY-WT-WT2)

Example location: (L01 GL A)

DETAIL - Block B2 - D-J-WT-301 - Window Jamb (Outward Opening) - Wall Type WT-WT1/WT-WT2

NOTE: THIS DETAIL IS TO BE READ IN CONJUNCTION WITH DETAILS D-J-WT-108 AND D-J-WT-109 FOR INTERFACE WITH EXTERNAL WALL TYPE WT1/WT2 AND D-J-WT-306 FOR WINDOW HEAD AND CILL

ACCREDITED DETAIL	NEAREST TFW-WD-03
ROBUST DETAIL	-

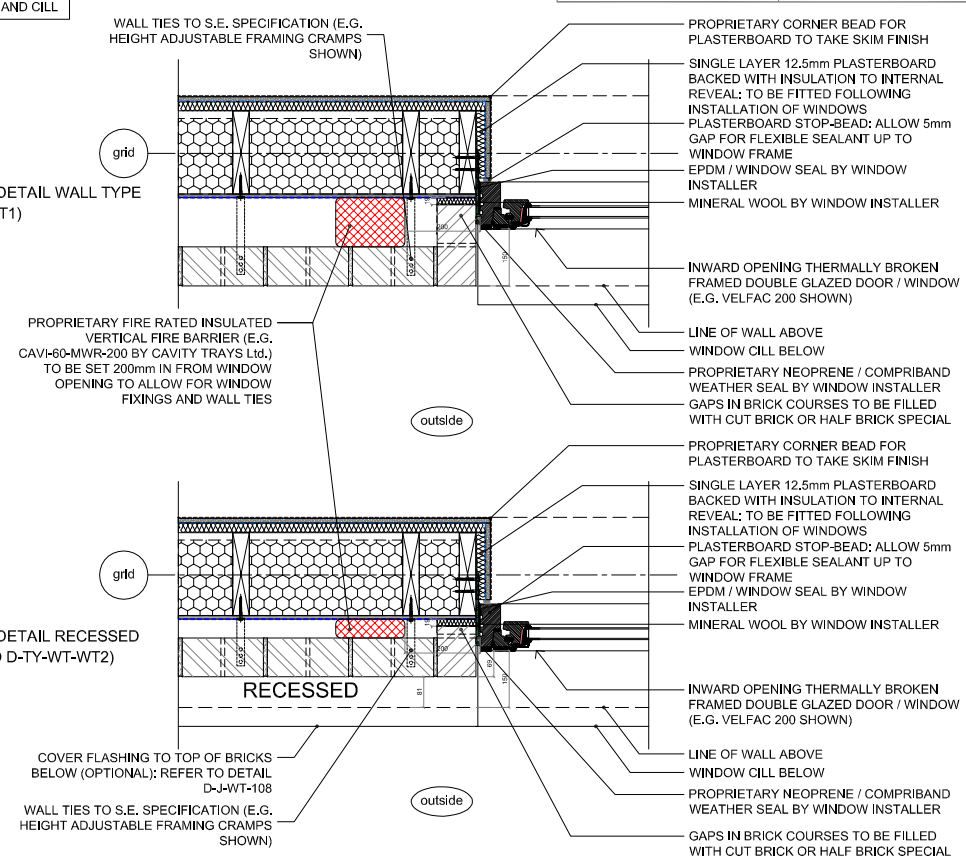

D-J-WT-302.1 - PLAN DETAIL WALL TYPE WT1 (REFER TO D-TY-WT-WT1)

D-J-WT-302.2 - PLAN DETAIL RECESSED WALL TYPE WT2 (REFER TO D-TY-WT-WT2)

Example location: (L01 GL A)

DETAIL - Block B2 - D-J-WT-302 - Window Jamb (Inward Opening) - Wall Type WT-WT1/WT-WT2

Rydon

ALAN CAMP ARCHITECTS

Alan Camp Architects LLP., 88 Union Street, London, SE1 0NW
tel: 020 7593 1000, fax 020 7593 1001, mail@alancamp.com

job	drawn:	date:
BACTON LOW RISE LONDON NW5	DWW	06.16
drawing TYPICAL JUNCTION DETAILS WINDOWS AND EXTERNAL DOORS DETAILS 301 TO 304	scale: 1 :10 @ A1 1 : 20 @ A3	job no: 1952
note: all dimensions to be checked on site prior to commencement of the work. if this drawing exceeds the quantities in any respect, the contractor is to be informed before the work is commenced. for all purposes other than planning application purposes do not scale, use dimensions, this drawing is copyright .	drawing no. D-J-WT- 301 to 304	rev. as below

CONSTRUCTION

revisions

rev.	date	description	Issued by	checked by
C1	03.06.16	First issue for CONSTRUCTION	DWW	RR

NOTE: THIS DETAIL IS TO BE READ IN CONJUNCTION WITH PLAN DETAILS D-J-WT-103 AND FOR DOOR THRESHOLD DETAIL D-J-WT-304

ACCREDITED DETAIL	NEAREST TFW-IF-01 & TFW-WD-01
ROBUST DETAIL	NEAREST E-WT-02.1

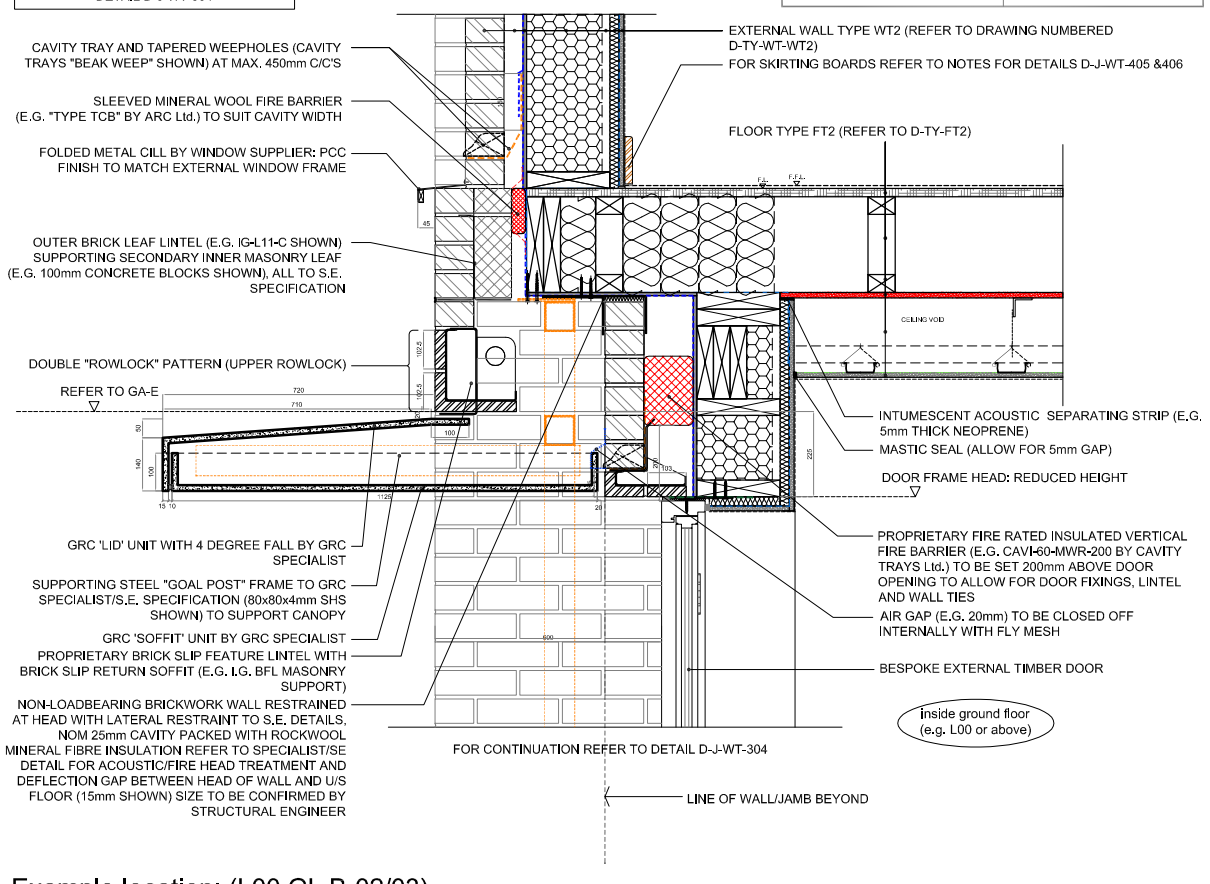

Example location: (L00 GL B-02/03)

DETAIL - Block B2 - D-J-WT-303 - Canopy over GF Recessed Entrance - Wall Type WT-WT1

NOTE: THIS DETAIL IS TO BE READ IN CONJUNCTION WITH PLAN DETAILS D-J-WT-103 AND FOR DOOR HEAD AND CANOPY OVER DETAIL D-J-WT-303

ACCREDITED DETAIL	-
ROBUST DETAIL	-

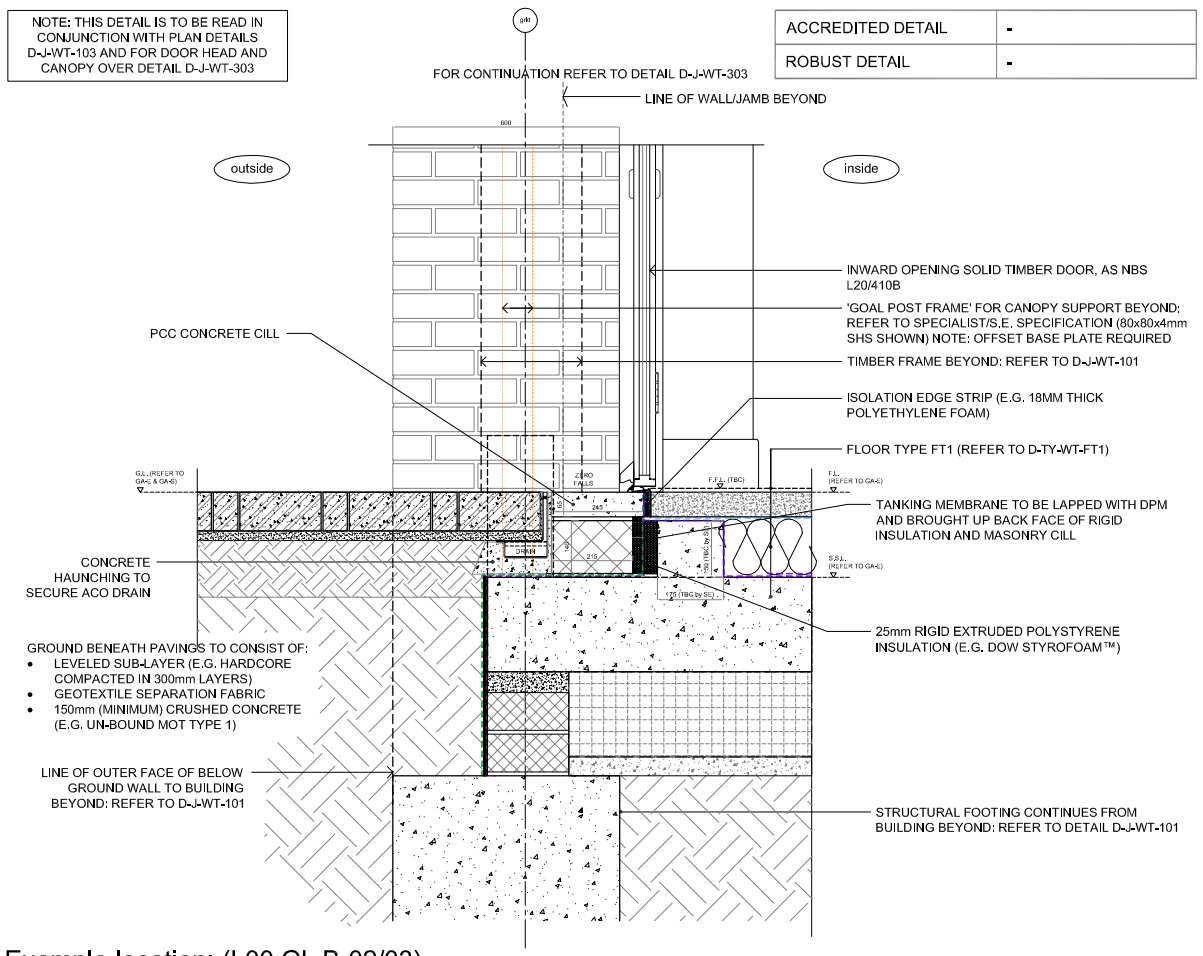

Example location: (L00 GL B-02/03)

DETAIL - Block B2 - D-J-WT-304 - GF Recessed Entrance Threshold - Inward Opening Door