NOTE: THIS DETAIL IS TO BE READ IN CONJUNCTION WITH DETAILS D-J-WT-704 FOR PLAN DETAILS, D-J-WT-401 & D-J-WT-402 FOR FLOOR AND PARTY WALL INTERFACE AND GA-P's FOR LOCATIONS

ACCREDITED DETAIL	-
ROBUST DETAIL	-

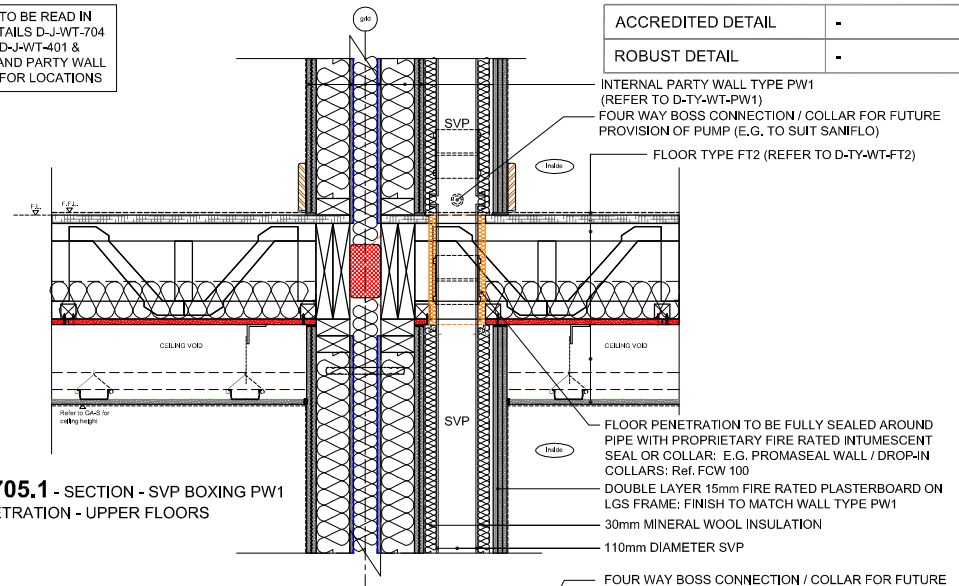

D-J-WT-705.1 - SECTION - SVP BOXING PW1
FLOOR PENETRATION - UPPER FLOORS

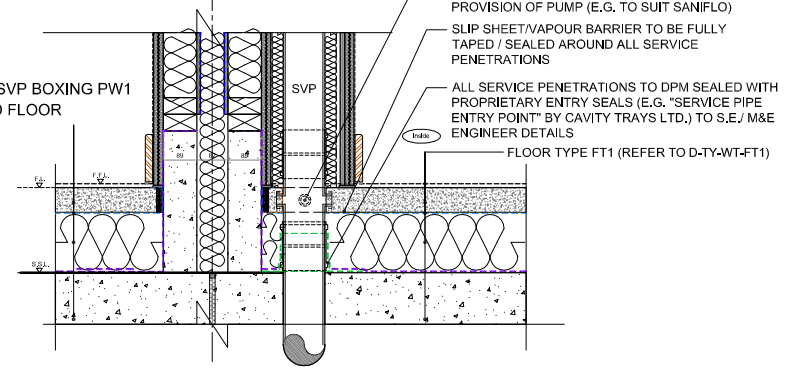

D-J-WT-705.2 - SECTION - SVP BOXING PW1
FLOOR PENETRATION - GROUND FLOOR

DETAIL - Block B2 - D-J-WT-705 - SVP Boxing Sections

NOTE: THIS DETAIL IS TO BE READ IN CONJUNCTION WITH DETAILS D-J-WT-704 FOR PLAN DETAILS, D-J-WT-403 & D-J-WT-404 FOR FLOOR AND PARTITION INTERFACE AND GA-P's FOR LOCATIONS

ACCREDITED DETAIL	-
ROBUST DETAIL	-

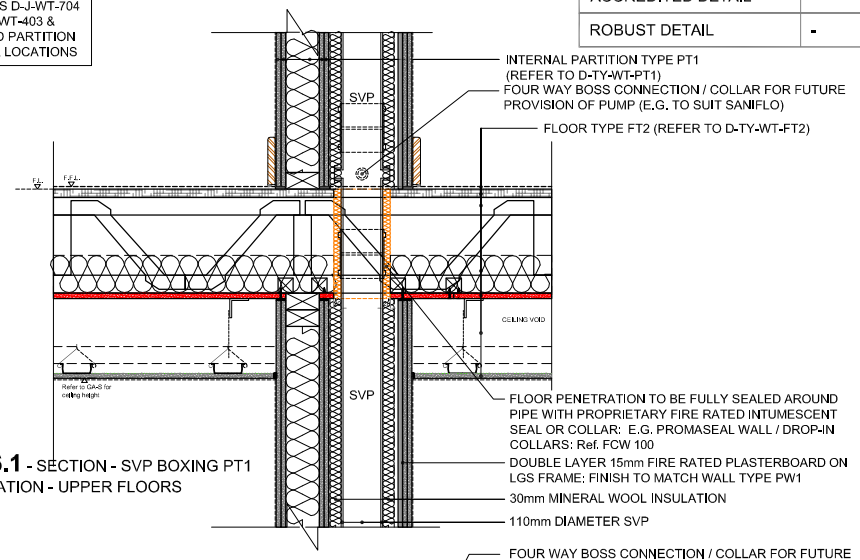

D-J-WT-706.1 - SECTION - SVP BOXING PT1
FLOOR PENETRATION - UPPER FLOORS

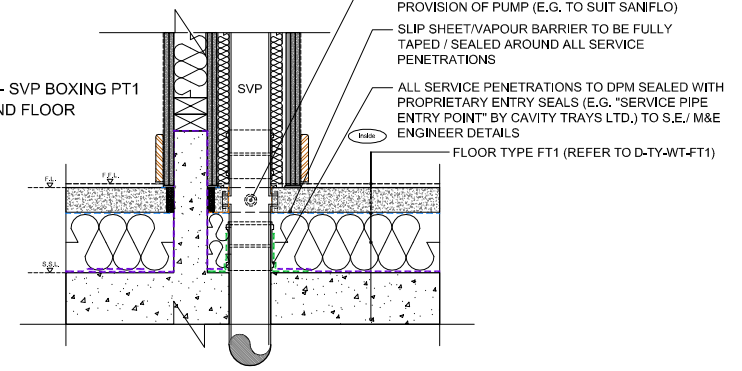

D-J-WT-706.2 - SECTION - SVP BOXING PT1
FLOOR PENETRATION - GROUND FLOOR

DETAIL - Block B2 - D-J-WT-706 - SVP Boxing Sections

Rydon
ALAN CAMP ARCHITECTS
Alan Camp Architects LLP., 88 Union Street, London, SE1 0NW
tel: 020 7593 1000, fax 020 7593 1001, mail@alancamp.com

job	drawn:	date:
BACTON LOW RISE LONDON NW5	DWW	06.16
drawing TYPICAL JUNCTION DETAILS MISCELLANEOUS DETAILS DETAILS 705 TO 708	scale: 1 :10 @ A1 1 : 20 @ A3	job no: 1952
note: all dimensions to be checked on site prior to commencement of the work. if this drawing exceeds the quantities in any contract, the contractor is to be informed before the work is commenced. for all other purposes other than planning application purposes do not scale. use dimensions. this drawing is copyright .	drawing no. D-J-WT- 705 to 708	rev. as below

CONSTRUCTION

revisions

rev.	date	description	Issued by	checked by
C1	03.06.16	First issue for CONSTRUCTION	DWW	RR