
















DETAIL REFERENCE NUMBER KEY

- SPW.32A Temporary vehicular asphalt with chippings
- SPW.32B Temporary pedestrian asphalt with chippings
- SD.201A Ultricolour vehicular asphalt not porous
- SD.201B Ultricolour vehicular asphalt porous
- SD.202 Ultricolour pedestrian asphalt
- SD.203 Linear concrete slabs - Temporary pedestrian porous asphalt
- SD.204 Porous resin bond surface - Ultricolour pedestrian porous asphalt
- SD.205 Bonded rubber mulch - Ultricolour vehicular porous asphalt
- SD.206 Planting - Ultricolour pedestrian asphalt
- SD.207 Bonded rubber mulch - Planting
- SD.208 Porous resin bond surface - Porous wet pour rubber surfacing
- SD.209 Pedestrian porous asphalt - (with train track markings) RED AND BLUE COLOUR TBC
- SD.210 Vehicular porous asphalt - (with train track markings) RED AND BLUE COLOUR TBC
- SD.211 Artificial grass mound
- SD.212 Not porous wet pour rubber surface - Porous vehicular ultricolour asphalt
- SD.213 Ultricolour vehicular non-porous asphalt - Ultricolour pedestrian porous asphalt
- SD.214 Planting - Vehicular porous asphalt
- SD.215 Cellweb and porous bonded rubber mulch surface
- SD.216A Wet pour rubber surfacing porous/ Wet pour rubber surfacing non-porous over beam and block
- SD.216B Wet pour rubber surfacing non-porous/ Wet pour rubber surfacing non-porous over beam and block
- SD.217 Cellweb and porous vehicular ultricolour asphalt
- SD.218 Vehicular non-porous resin bond - Vehicular non-porous asphalt

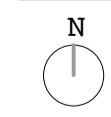
SURFACING KEY

-  **LINEAR CONCRETE SLABS** - 43.83 SQ.M.
-  **BONDED RUBBER MULCH POROUS** - 435.724 SQ.M.
-  **WETPOUR SOFTPLAY NON POROUS** - 129.006 SQ.M.
-  **WETPOUR SOFTPLAY POROUS** - 380.301 SQ.M.
-  **VEHICULAR RESIN BOND NON POROUS** - 120.122 SQ.M.
-  **VEHICULAR ASPHALT POROUS** - 651.618 SQ.M.
-  **VEHICULAR ASPHALT POROUS IN RPA** - 63.486 SQ.M.
-  **PEDESTRIAN ASPHALT POROUS** - 102.414
-  **PEDESTRIAN RESIN BOND POROUS** - 60.784 SQ.M.
-  **VEHICULAR ASPHALT NON POROUS** - 157.803 SQ.M.
-  **WETPOUR SOFTPLAY NON POROUS OVER BEAM AND BLOCK** - 327.855 SQ.M.
-  **VEHICULAR ASPHALT TEMPORARY** - 694.219 SQ.M.
-  **PEDESTRIAN ASPHALT TEMPORARY** - 215.617 SQ.M.
-  **SOFT LANDSCAPE** - 1383.249 SQ.M.
-  **CELLWEB (BELOW GROUND LEVEL CONDITION)** - 380.019 SQ.M.



Blue pattern, representing rail tracks, to continue on top of the red lines through the whole playground

Kinked retaining wall TBC by Arboriculturalist Surfaces revised accordingly



JCLA

3A Iliffe Yard
LONDON SE17 3QA
Telephone
+44 (0)207 703 3270

www.jcla.co.uk

Notes

- Do not scale from drawings.
- To be read in conjunction with all relevant Architects', Services and Structural Engineers' drawings.
- All existing site, tree and building information has been compiled from different sources.
- All dimensions to be checked on site.

Revisions

Project	Kingsgate Liddell	Revision	
Project No.	KL037		
Client	London Borough of Camden		*
Date	2nd November 2015		
Scale	1:250 @ A1		
Drawing Name.	Stage E: Hard Surfacing layout : Phase 1		
Dwg No.	KL037.E.03.HSL1		