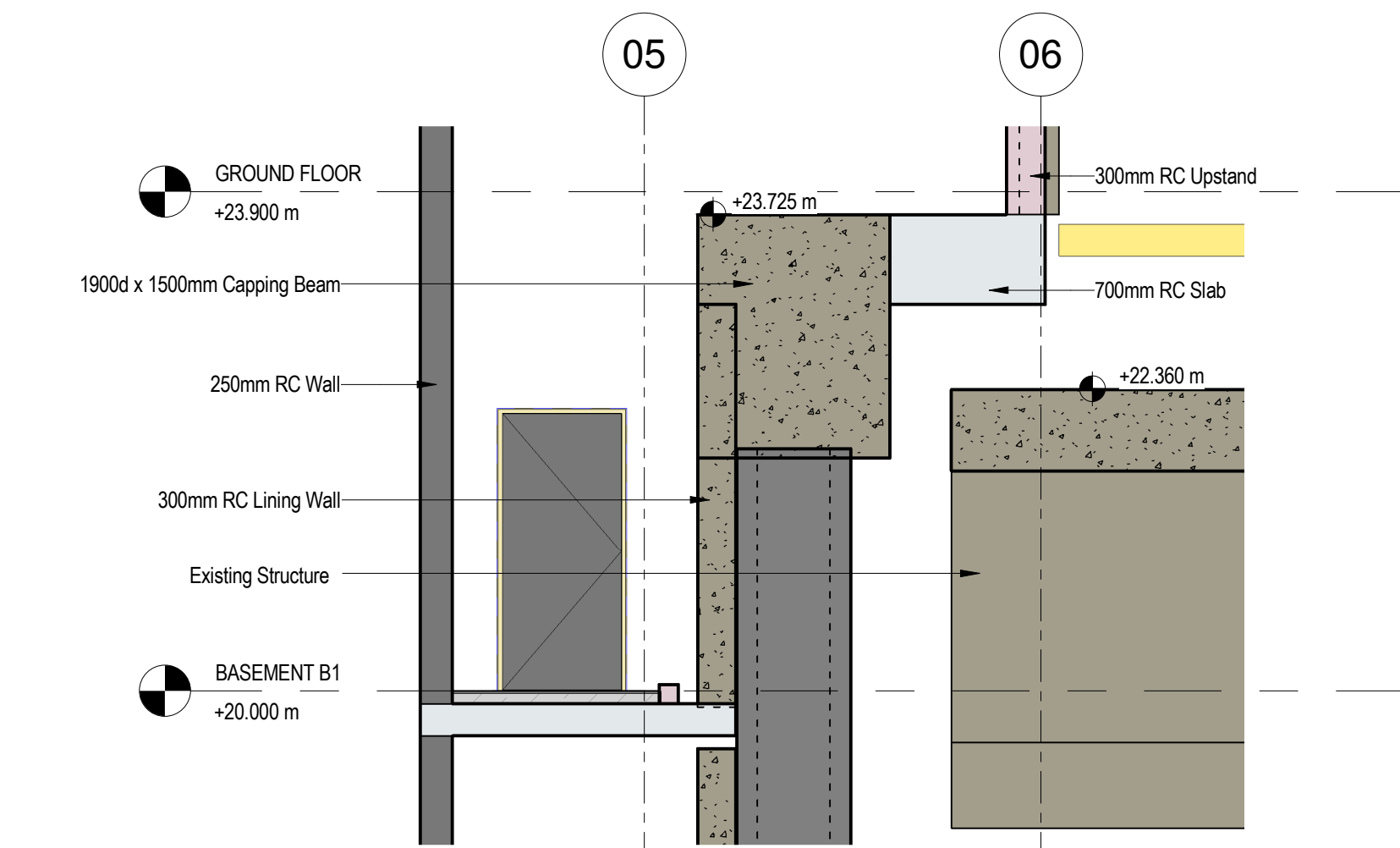


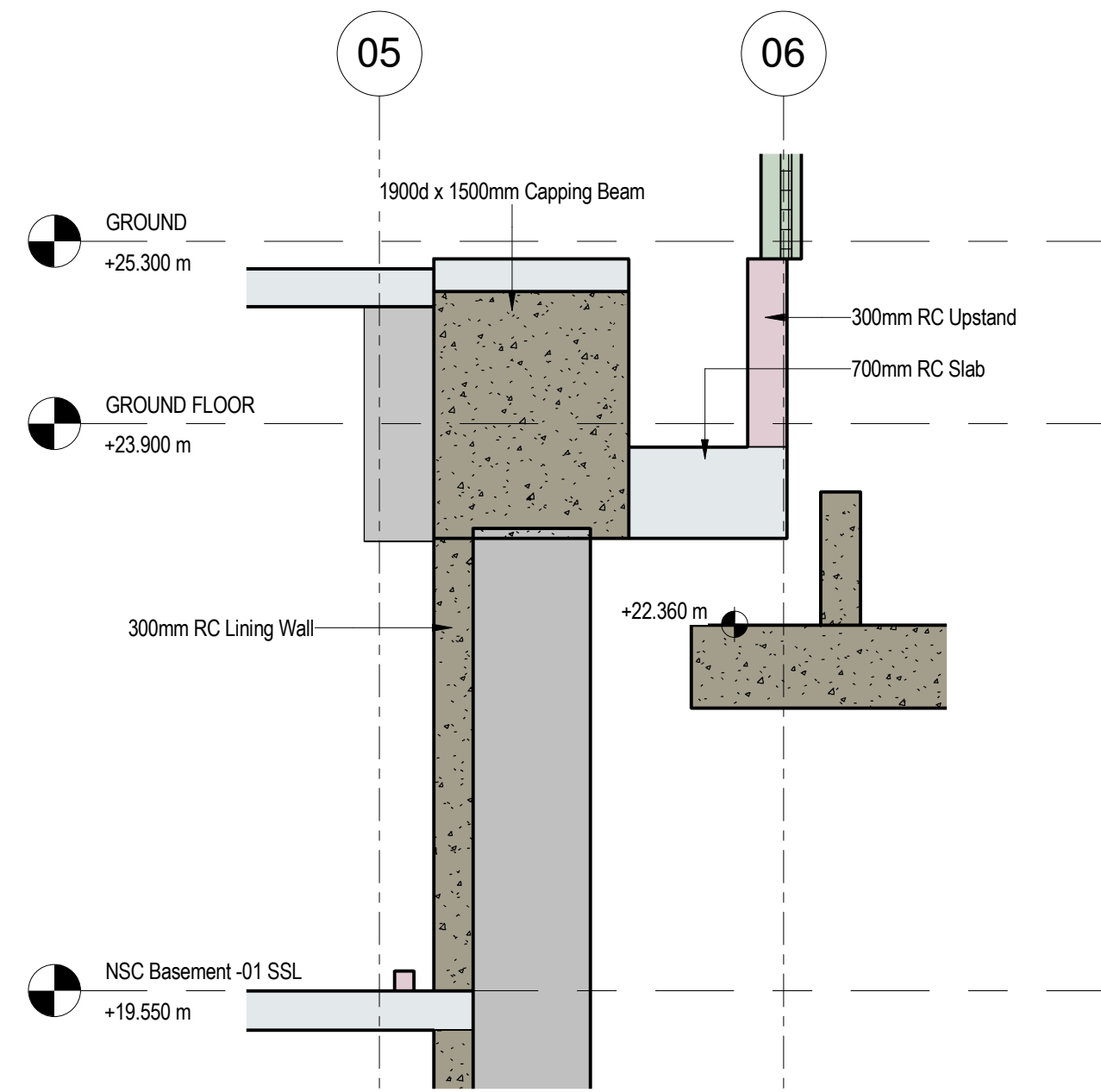
Works Adjacent to Grid Line 05

1 : 100



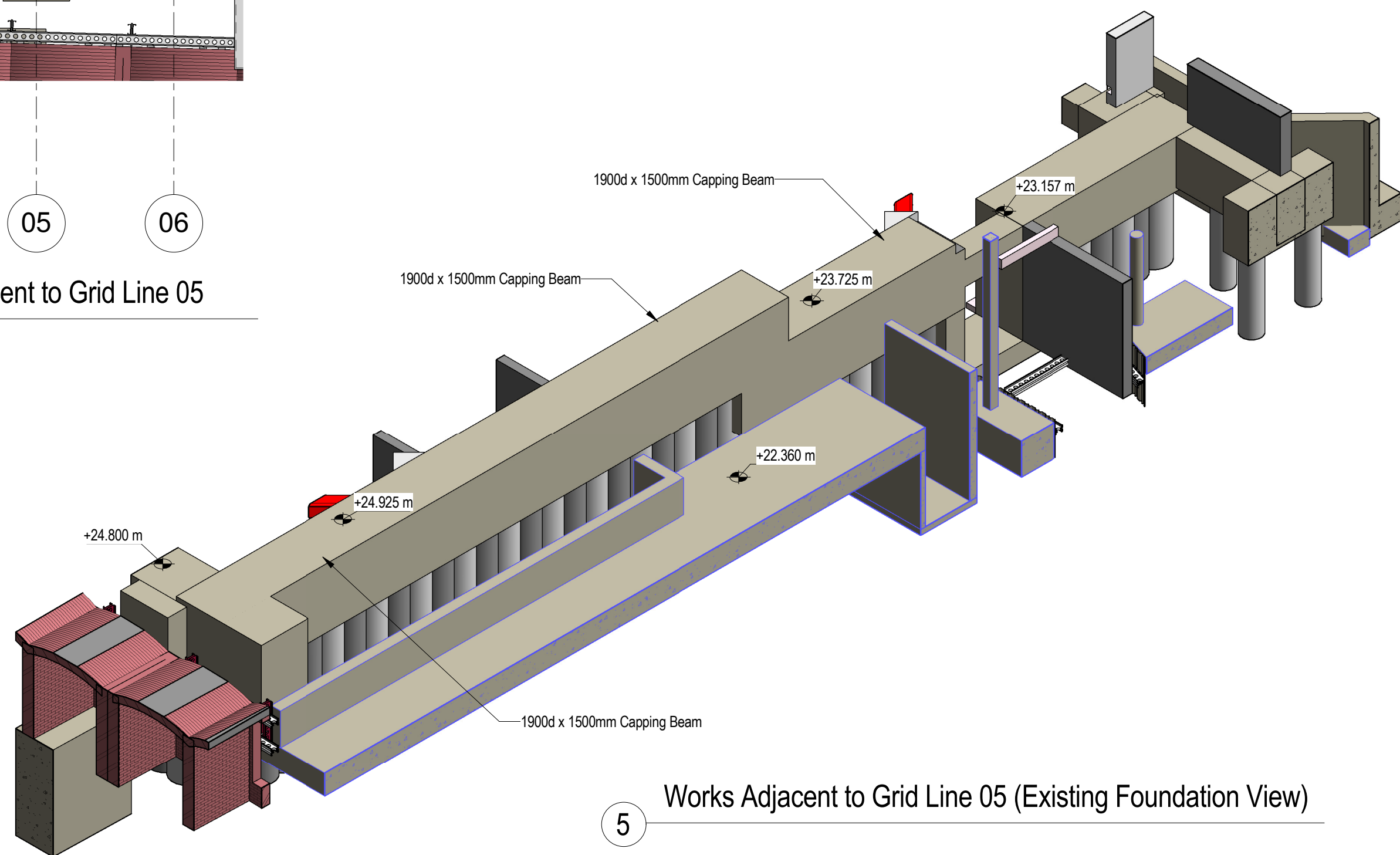
Section 9

1 : 50

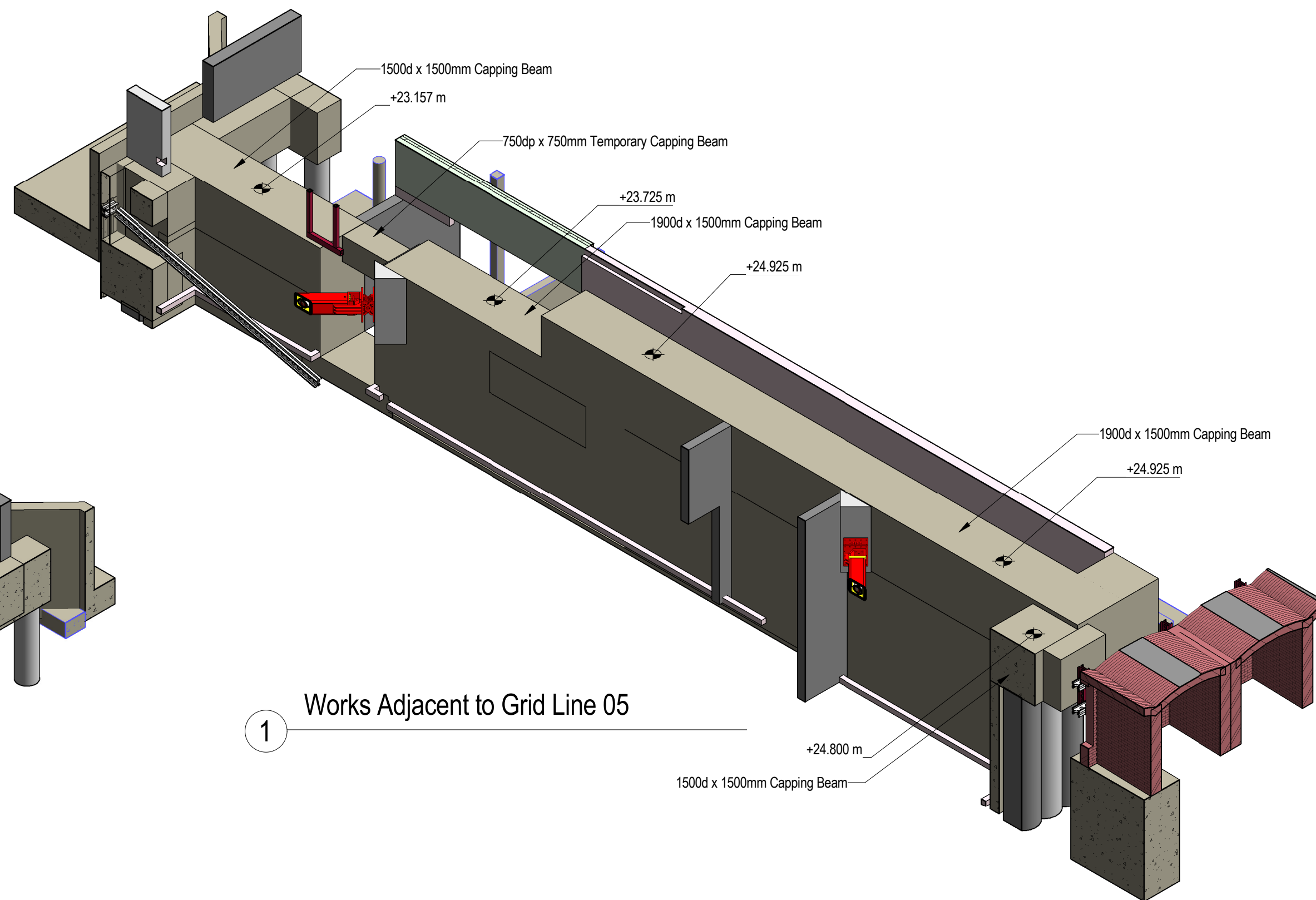


Section 10

1 : 50



Works Adjacent to Grid Line 05 (Existing Foundation View)



Works Adjacent to Grid Line 05

1

GENERAL NOTES

THE ARCHITECT IS TO CONFIRM ALL SETTING-OUT AND LEVELS PRIOR TO ANY WORKS TAKING PLACE.

- THE DRAWINGS, DESIGN AND ALL INFORMATION CONTAINED THEREIN ARE THE SOLE COPYRIGHT OF BRIDGES POUND CONSULTING ENGINEERS LTD AND REPRODUCTION IN ANY FORM IS FORBIDDEN UNLESS PERMISSION IS OBTAINED IN WRITING.
- ALL DRAWINGS SHALL BE READ IN CONJUNCTION WITH ALL RELEVANT CIVIL/STRUCTURAL ENGINEERING DRAWINGS, THE PROJECT SPECIFICATION AND DRAWINGS PRODUCED BY THE ARCHITECTS, SERVICES ENGINEERS & LANDSCAPE ARCHITECTS.
- ALL WORK IS TO BE CARRIED OUT IN ACCORDANCE WITH THE CONTRACT.
- FOR NON-STRUCTURAL SETTING OUT INFORMATION REFER TO THE ARCHITECTS DRAWINGS AND DETAILS.
- ANY DISCREPANCIES BETWEEN THE INFORMATION GIVEN BY THE ENGINEER, AND THAT PROVIDED BY OTHERS, MUST BE REFERRED TO THE ENGINEER BEFORE THE AFFECTED WORKS PROCEED.
- DIMENSIONS MUST NOT BE SCALED FROM THE ENGINEERS DRAWINGS.
- ALL DIMENSIONS ARE IN MILLIMETRES UNLESS NOTED OTHERWISE.
- ALL DIMENSIONS ARE GIVEN TO STRUCTURAL SURFACES UNLESS NOTED OTHERWISE.
- NO HOLES, CHASES, CUT-OUTS OR THE LIKE MAY BE FORMED IN ANY BEAM, COLUMN, OR LOAD BEARING WALL UNLESS WRITTEN PERMISSION IS OBTAINED FROM THE ENGINEER.
- FOR SIZE AND LOCATION OF ALL SERVICES REFER TO THE SERVICE ENGINEERS AND ARCHITECTS DRAWINGS.
- INSPECTIONS MADE BY THE LOCAL AUTHORITY, NHBC OR OTHER STATUTORY BODIES, SHALL BE ARRANGED BY THE CONTRACTOR TO SUIT HIS PROGRAMME. ANY COSTS ARISING OUT OF FAILING TO CARRY OUT THE WORK TO THE SATISFACTION OF THE CHECKING AUTHORITY WILL BE THE SOLE RESPONSIBILITY OF THE CONTRACTOR.
- NON-STRUCTURAL FIXINGS ARE GENERALLY NOT SHOWN ON THE ENGINEERS DRAWINGS AND IF ANY SUCH DETAIL IS INDICATED, IT MUST BE CONFIRMED BY CROSS-REFERENCE TO OTHER SPECIALISTS BEFORE CONSTRUCTION.
- ALL SPECIALIST PRODUCTS MUST BE FIXED AND USED IN ACCORDANCE WITH MANUFACTURERS RECOMMENDATIONS.
- THE CONTRACTOR IS RESPONSIBLE FOR VERIFYING ALL SITE SETTING OUT DIMENSIONS BEFORE COMMENCING THE WORKS.
- THE CONTRACTOR SHALL BE RESPONSIBLE FOR THE STABILITY OF ANY EXISTING STRUCTURES DURING THE COURSE OF THESE WORKS.
- ALL HORIZONTAL STRUCTURAL FLOOR MEMBERS TO BE ADEQUATELY STRAPPED AGAINST DISPROPORTIONATE COLLAPSE.
- ALL DRAWING SPECIFICATIONS ARE GIVEN IN ACCORDANCE WITH NBS (NATIONAL BUILDING SPECIFICATION) E.G. E10/130 WHICH REFERS TO NBS SECTION E10, CLAUSE 130.
- ABBREVIATIONS:
 - SSL Structural Slab Level
 - FFL Finish Floor Level
 - UNO Unless Noted Otherwise
 - TOS Top Of Steel
 - TOC Top Of Concrete

0	12/04/16	ISSUED FOR COMMENT	RDC
Rev	Date	Description	Issued by
Revision Schedule			

© COPYRIGHT OF BRIDGES POUND LIMITED.
THIS DRAWING MUST NOT BE COPIED,
TRANSMITTED OR PASSED
TO A THIRD PARTY, WITHOUT PRIOR
WRITTEN CONSENT.



BRIDGES POUND
CONSULTING ENGINEERS

Bridge House
141 Albany Road
Coventry CV5 6ND
Tel: 02477 719 547

704 The Chandlery
50 Westminster Bridge Road
London SE1 7QY
Tel: 020 7953 7561
Fax: 020 7953 7571

Wira House
West Park
Leeds LS16 6EB
Tel: 0113 274 0721
Fax: 0113 274 9486

Email: general@bridgespound.co.uk

Client: MACE

Project: UCL - NEW STUDENT CENTRE

Title: Works Adjacent to Grid Line 05

Drawing Status: FOR APPROVAL

Date: APRIL 2016	Drawn: R Chapman	Rev.
Scale: As indicated@	Chkd: S Heaton	C00
Drawing No.	031-51-0203-DR-Y-00012-B1	