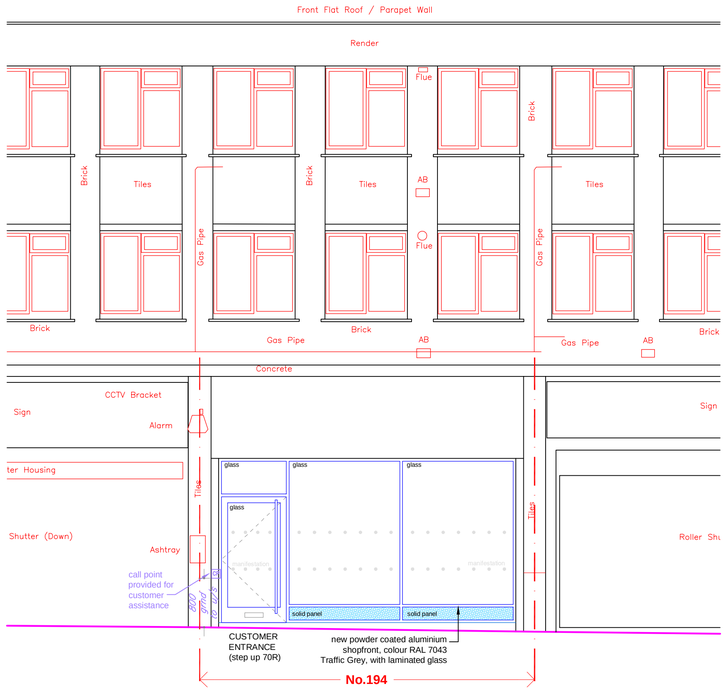

FRONT ELEVATION (west)

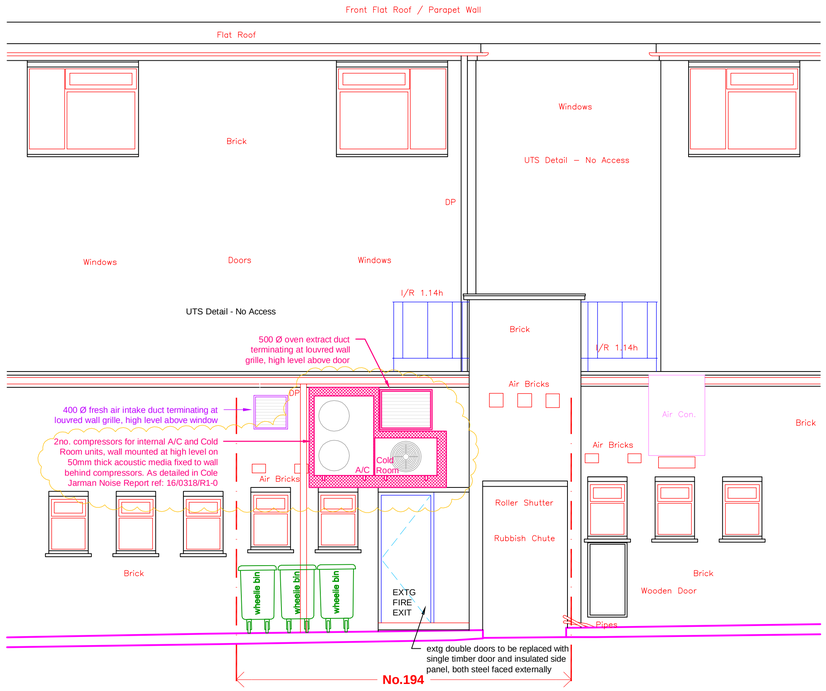

REAR ELEVATION (east)

GROSS INTERNAL FLOOR AREA
103.23m² [1110 ft²]

- existing walls
- existing partitions
- new partitions
- new FR partitions

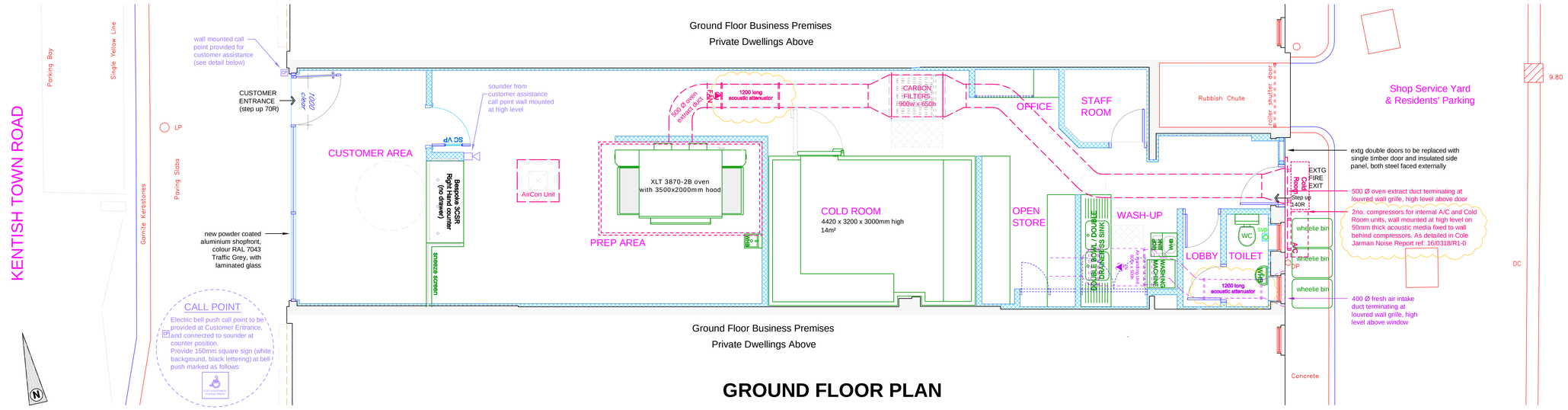

GROUND FLOOR PLAN

PARTIAL INFILL TO DOOR OPENING IN EXISTING REAR WALL:
Existing double doors to be replaced with single timber door and insulated side panel, both steel faced externally

SHOPFRONT:
Aluminium shop fronts are to be polyester powder coat finished to colour RAL 7043, Traffic Grey, and incorporate an aluminium entrance door fitted with full length handles to both sides, heavy duty letter box including draft flap/seals, and suitable lock. For lock details refer to Ironmongery schedule. The door handles are to be finished in a white plastic material to provide a 'warm' surface as required by the DDA. Entrance doorset to be min. 1000mm. wide effective clear opening.

Stall riser to be overall 300mm high, faced with powder coated aluminium panel, colour RAL 703 Traffic Grey, on marine ply backing on treated sw framework with insulation and plasterboard inner lining.

All glazing will comply with BS 952, BS 6262 (Code of Practice for Glazing in Buildings), CP152, Approved Document N and BS6206:1981 and subsequent revisions. Glazing to shopfront to be LAMINATED (NOT toughened) safety glass, minimum Class B rated to BS6206:1981 in doors or door side panels over 900mm. wide, Class C elsewhere, impact resistant from both sides.

Where required, manifestation to glazing to be in accordance with Building Regulations Pt. N2. Manifestation to be in the form of grey frosted vinyl dots, 40mm diameter, applied to inside face of glass at 250mm centres, in bands at two levels above FFL/GL – 850mm to underside of lower band and 1600mm to top of upper band.

VENTILATION:
N.B. LAYOUT SHOWN IS INDICATIVE ONLY. DETAILED DESIGN TO BE CARRIED OUT BY SPECIALIST SUB-CONTRACTORS TO SATISFY LOCAL AUTHORITY AND ENVIRONMENTAL HEALTH OFFICER.

MECHANICAL VENTILATION TO TOILETS (CONTRACTOR/SPECIALIST DESIGN):– Mechanical extract from toilets to give 15 l/s. air change controlled by light switch with 20 minute overrun. Lobbies to have fresh air supply. Door between toilet and lobby undercut or provided with ventilation grille.

MECHANICAL EXTRACTION FROM OVEN (CONTRACTOR/SPECIALIST DESIGN):– Detail design to satisfy EHO and LA requirements. Oven to be wired so that operation only possible if mechanical extraction to oven hood is operating. New galvanised steel extract duct from oven hood, with internally mounted fans (capable of at least 40 air changes per hour). All fixings to have anti–vibration mountings. Duct to pass through rear wall and terminate in louvred terminal grille.

Extract duct to be fitted with Activated Carbon Filter system, comprising carbon granules in permanent suspension panels with non–woven fabric on both faces.

Extract duct to be fitted with a 1200mm long, 43% free area, atmospheric side Melinex faced acoustic attenuator.

SUPPLY AIR (CONTRACTOR/SPECIALIST DESIGN):– All internal rooms to be provided with forced fresh air via external supply air fan and ductwork at the rate of 10 l/sec./occupant. If the wash area is also internal, the rate of air change should satisfy its size and occupancy. Fresh air system to be designed to replace 80% of extract air volume with fresh air with a max. velocity of 2.5m./sec., accessible fresh air filter,ductwork with ceiling mounted diffusers, axial flow fan, dampers in fire walls, and external wall intake louvre with min. free area of 50% and bird/rodent guard. Extraction is to be via the main ventilation system (min. 40 air changes/hour).

Supply air duct to be fitted with a 1200mm long, 40% free area, atmospheric side acoustic attenuator.

COLD ROOM COOLING (SPECIALIST DESIGN):– Cold Room compressor positioned to allow maintenance, wall mounted at high level (minimum 2440mm clearance where access required beneath) on anti–vibration mounts. Cables and refrigerant lines back to Cold Room.

AIR CONDITIONING (CONTRACTOR DESIGN):– Split ceiling mounted cassette unit in Bake and Serve area, with external compressor unit wall mounted at high level (but accessible) and linking pipework and cables.

External compressors for Cold Room and Air Conditioning to include acoustic lining, 50mm thick acoustic media fixed to wall behind compressors as detailed in Cole Jarman plant noise assessment report ref: 16/0318/R–0. Acoustic lining shall be inorganic glass fibre material with a minimum density of 48 kg/cu.m. The absorbant internal lining shall be faced with glass fibre cloth or other infill protection membrane and retained by perforated galvanised mild steel sheet having an open area preferably in excess of 20%, or expanded metal. Provision shall be made to prevent settling of the acoustic medium. The panels shall be suitably weather protected. In particular panels shall have drain holes as required to avoid soaking of the acoustic medium.

FIRE/SMOKE DAMPERS :– To be installed in all fire resisting or compartment walls, ceilings and floors. Duct to be separated from combustible materials by a minimum of 25mm of non–combustible insulation.

EQUIPMENT WEIGHTS:– Oven (based on larger MM360EWB) = 750kg per deck allow for 1500kg for double deck. Coldroom = allow 500kg for unloaded. Makeline 10ft = 320kg. AHU on intake duct = 95kg. Oven extract fan = 35kg. Aircon Unit = 35kg. Canopy = 150kg.

0 1 5m
scale

REV	AMENDMENT	DATE
A	Acoustic attenuation measures added	28.6.16

NOTES:
CONTRACTORS MUST VERIFY ALL DIMENSIONS ON SITE BEFORE COMMENCEMENT OF ANY WORK OR PREPARING MANUFACTURING DRAWINGS

ANY DISCREPANCIES ON THIS DRAWING ARE TO BE NOTIFIED TO THE ARCHITECT IMMEDIATELY

HATTRELL DS One Architects LLP COPYRIGHT

HATTRELL DS One Architects LLP
CHARTERED ARCHITECTS
COVENTRY MANCHESTER
UNIT 20 ENSIGN BUSINESS CENTRE WESTWOOD WAY
WESTWOOD BUSINESS PARK COVENTRY CV4 8JA
T: 024 7647 3974
ARTHUR HOUSE CHORLTON STREET MANCHESTER M1 3EJ
T: 0161 236 3521

CLIENT

PROJECT
194 Kentish Town Road
Kentish Town, London. NW5 2AE

TITLE
PROPOSED GROUND FLOOR PLAN & ELEVATIONS

SCALE @ A1	DRAWN BY	DATE
1:50	VJames	20.5.16

DRAWING No	REVISION
5057-A5-03	A