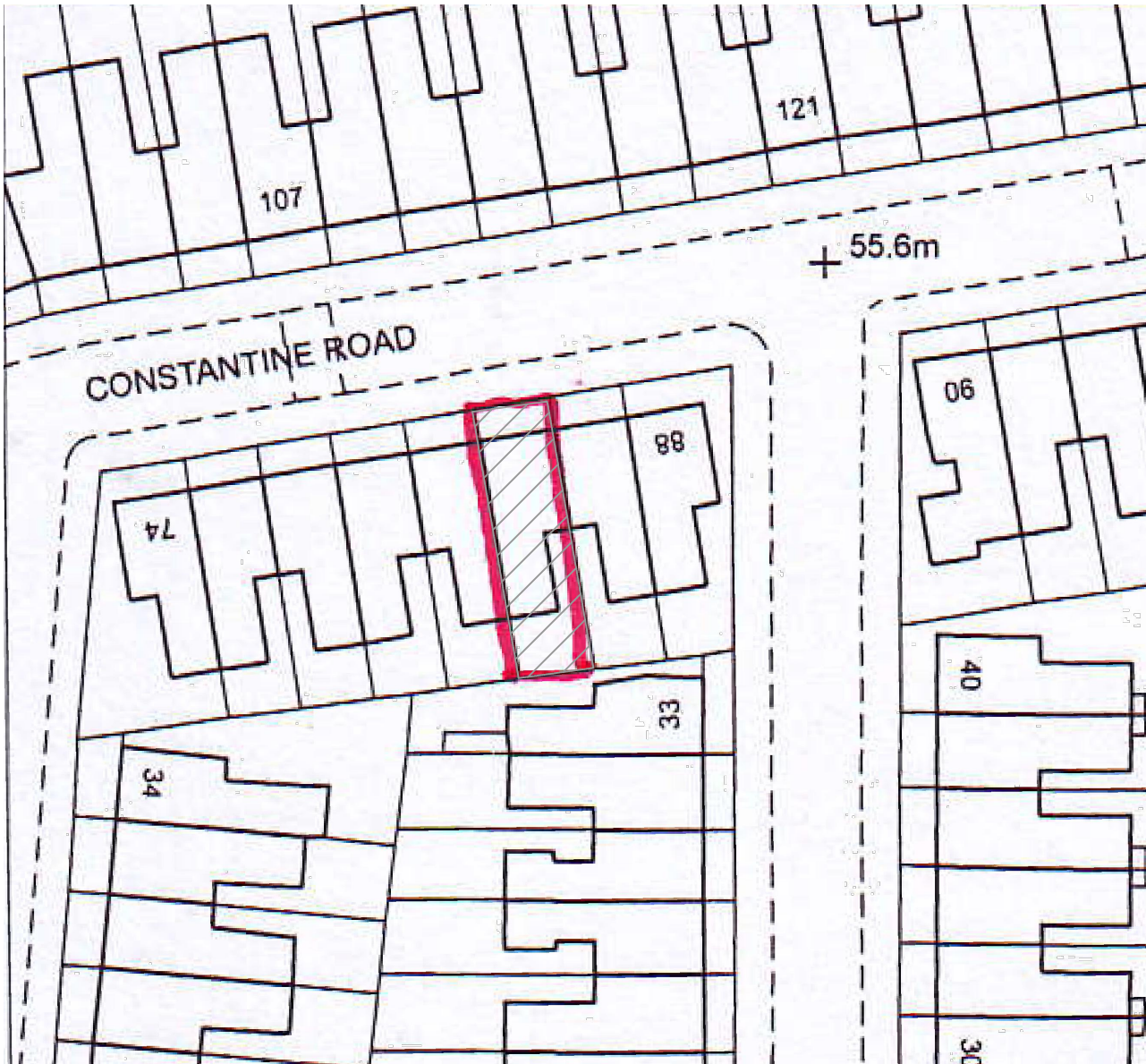


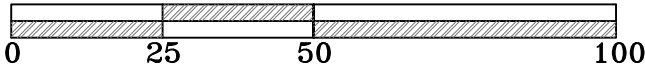


LOCATION PLAN @1:1250

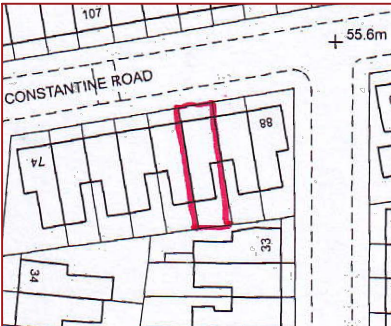
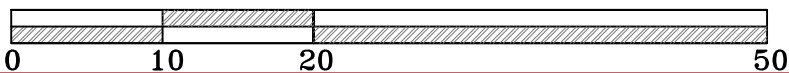


BLOCK PLAN @1:500

SCALE BAR 1:1250



SCALE BAR 1:500



LOCATION PLAN: @1:1250

PARADIGM ARCHITECTURE & SURVEYING LTD

ADDRESS: 146 HOLLOWAY ROAD
ISLINGTON
LONDON
N7 8DD

MOBILE: 07985 599 319

EMAIL: arcpardigm@gmail.com

WEB: www.paradigmarchitecture.co.uk

NOTES: ALL FIGURED DIMENSIONS TO BE CONFIRMED ON SITE PRIOR TO CONSTRUCTION. THE CONTENT OF THIS DRAWING OR ANY ASSOCIATED DRAWINGS AND/OR DOCUMENTS ARE SUBJECT TO COPYRIGHT AND SHOULD NOT BE COPIED, REPRODUCED, RETAINED OR DISCLOSED TO ANY UN-AUTHORISED PARTY WITHOUT WRITTEN APPROVAL FROM PARADIGM ARCHITECTURE & SURVEYING LTD. WHERE NEW WORK IS ON/NEAR A BOUNDARY LINE/PARTY WALL THE RELEVANT NOTICES TO THE ADJOINING PROPERTY/LAND OWNER IN ACCORDANCE WITH 'PARTY WALL ETC ACT 1996'.

ADDRESS: 31 THE GLADE, WOODFORD, REDBRIDGE
LONDON, IG8 0QA

PROJECT: FIRST FLOOR SIDE EXTENSION WITH PART TWO STOREY REAR EXTENSION AT 5M ON THE GROUND AND 4.5M ON FIRST FLOOR TO ACCOMMODATE EXTRA LIVING SPACE

TITLE: LOCATION AND BLOCK PLAN

APP TYPE: HOUSEHOLDER PLANNING

DRAWN: S.A. SCALE: 1:1250&1:500@A3

CLIENT: JOSH GREEN DATE: 13/06/2016

REVISION:

JOB REF: 028-2016-PA-JG PAGE NO: 01/05

THIS DRAWING AND THE CONTENT OF THIS DRAWING ARE UNDER THE COPYRIGHT OF PARADIGM ARCHITECTURE & SURVEYING LTD AND MAY NOT BE REPRODUCED WITHOUT PRIOR WRITTEN CONSENT