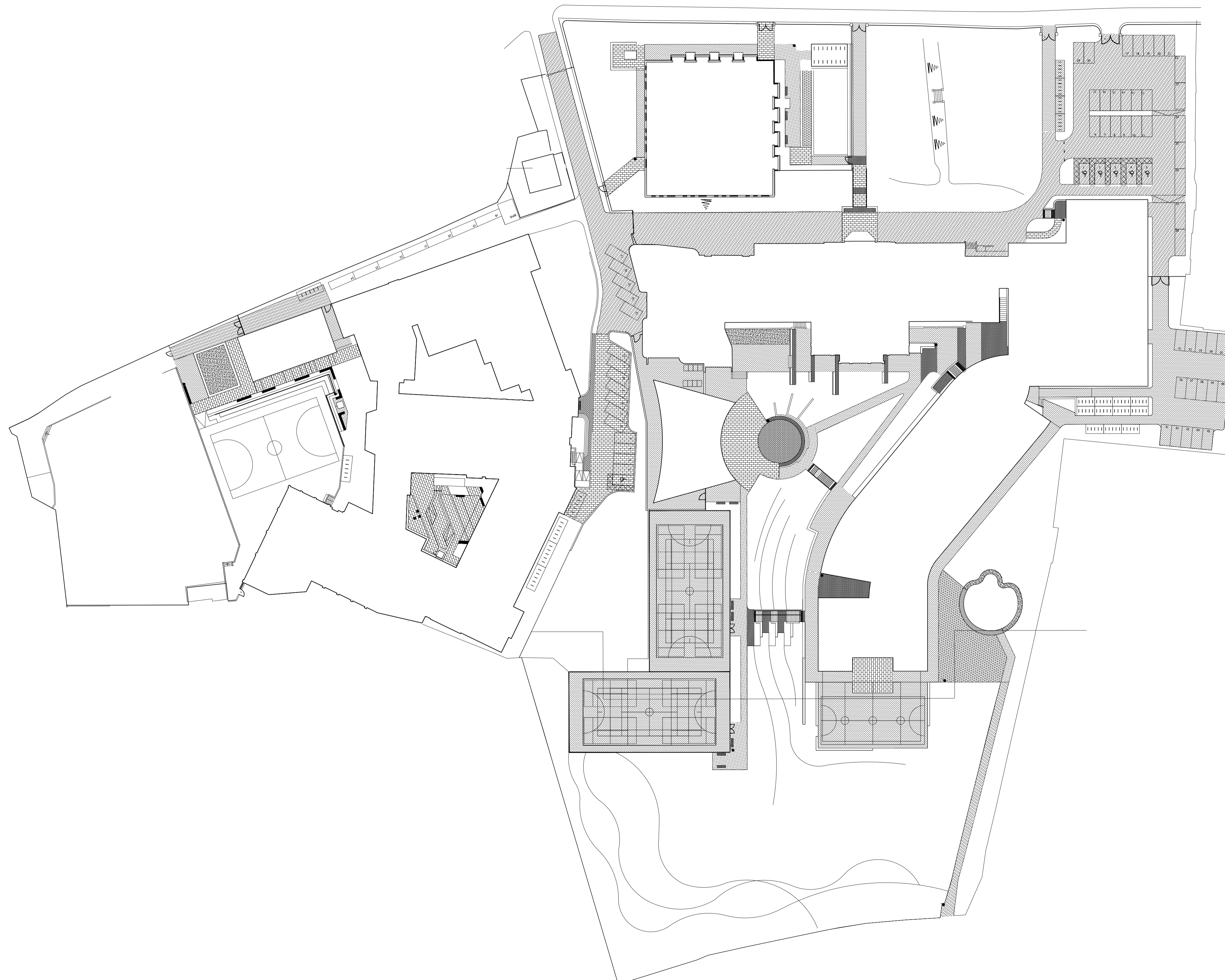

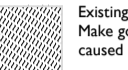


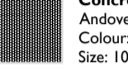
















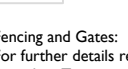


The use of drawings by the Customer acts as an agreement to the following statements. The Customer must not use the drawings if it does not agree with any of the following statements:
 All drawings are based upon site information supplied by third parties and as such their accuracy cannot be guaranteed. All features are approximate and subject to clarification by a detailed topographical survey, statutory service enquiries and confirmation of the legal boundaries. Do not scale the drawings. Figured dimensions must be used in all cases. All dimensions must be checked on site. Any discrepancies must be reported in writing to Colour-UDL before proceeding. All drawings are copyright protected. Refer to full Terms & Conditions at www.colour-udl.com

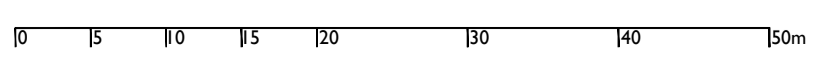
Scale 1:500



- Hardworks**
-  As existing
 -  Existing tarmacadam
Make good any damage caused by the works
 -  Tarmacadam
Ave Gold: Stone mastic asphalt, vac-bladed to reveal gravel aggregate
 -  Concrete block paving
Andover washed by Charcon
Colour: Silver Grey Buff
Size: 200x100x80mm and 300 x 200mm
 -  Concrete sett paving
Andover washed by Charcon
Colour: Silver Grey Buff
Size: 150x150x50mm
 -  Hazard Warning Tactile Textured
- Natural
by Marshall
Size: 400x400x50mm
 -  Self binding gravel
Breton Golden Amber
Size: 12mm
 -  Grass Reinforcement System
Grassgrid
 -  In-situ cast concrete steps
- Buff with exposed aggregate
 -  Timber Deck
Canterbury style decking by O-Deck
 -  In-situ cast concrete retaining wall / seating wall
 -  Bench concrete base with amber top
 -  Cycle shelter and cycle hoops
Variable cycle shelter by brown, or similar approved
 -  Reclaimed logs from felled trees
 -  Boulders
 -  Drop down bollard
 -  Timber litter bin
eg. Sheldon litter bin by Langley design or similar approved
 -  Handrail
 -  2m Black steel railings
 -  Games court fence
 -  Single leaf gate to match adjacent fence
 -  Double leaf gate to match adjacent fence

Fencing and Gates:
 For further details regarding fencing and gates please see drawing Boundary Treatments L-1151-ASP-03

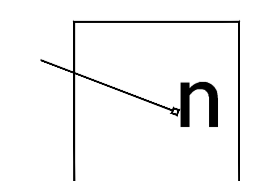
Edgings:
 For block paving - all edgings to match adjacent block paving and be haunched accordingly.
 For the car park - standard 125mm PC kerbs to be used to the perimeter.
 Macadam in pedestrian areas to have a 50mm PC concrete kerb.
 Paving laid to a radius within the central courtyard to have a metal edge.



01	First Issue	19.06.15	DR	JW
Rev	Amendments	Date	Drwn	Chkd

Project
 Parliament Hill & William Ellis
 Drawing Title
 Hardworks Plan Site Wide

Project No. 1151
 Drawing No. L-1151-GAP-02
 Scale @ A1 1:500 @ A1
 Project Status Stage E
 Revision 01



London 0207 38 78 560
 Newcastle 0191 24 24 224
www.colour-udl.com

