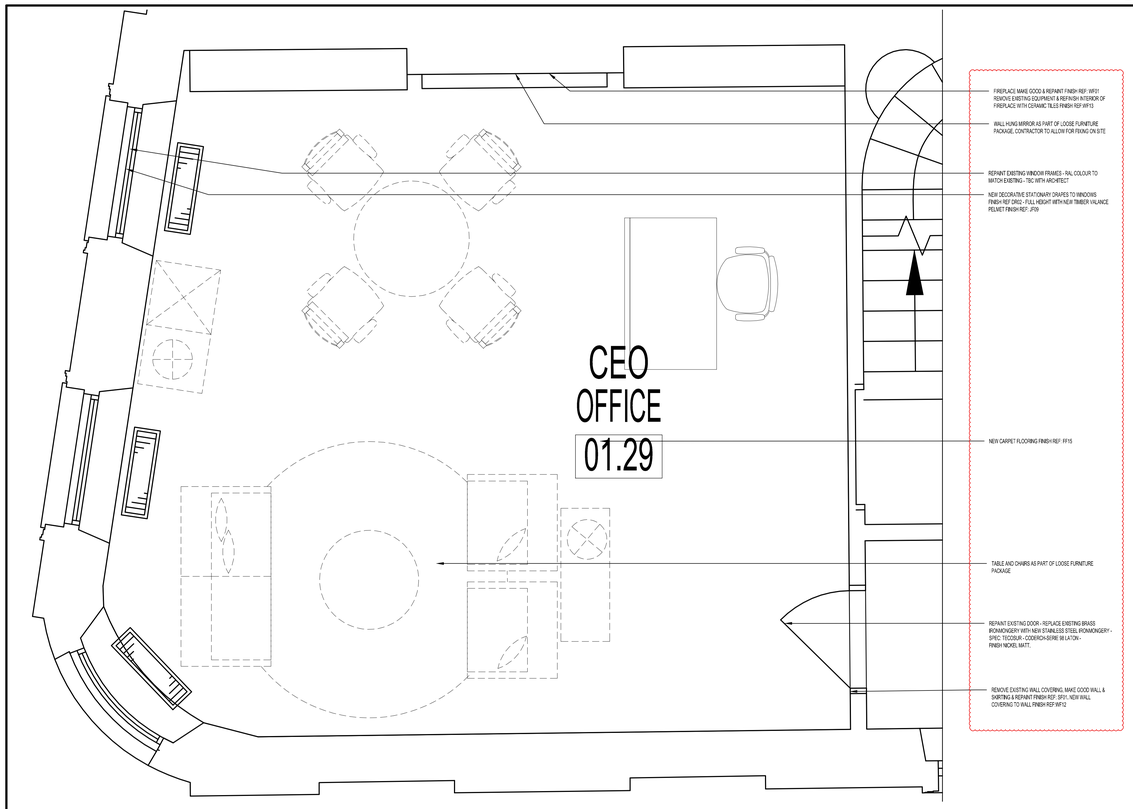

2 J15 RECEPTION DESK 00.01- RCP
SCALE 1:20

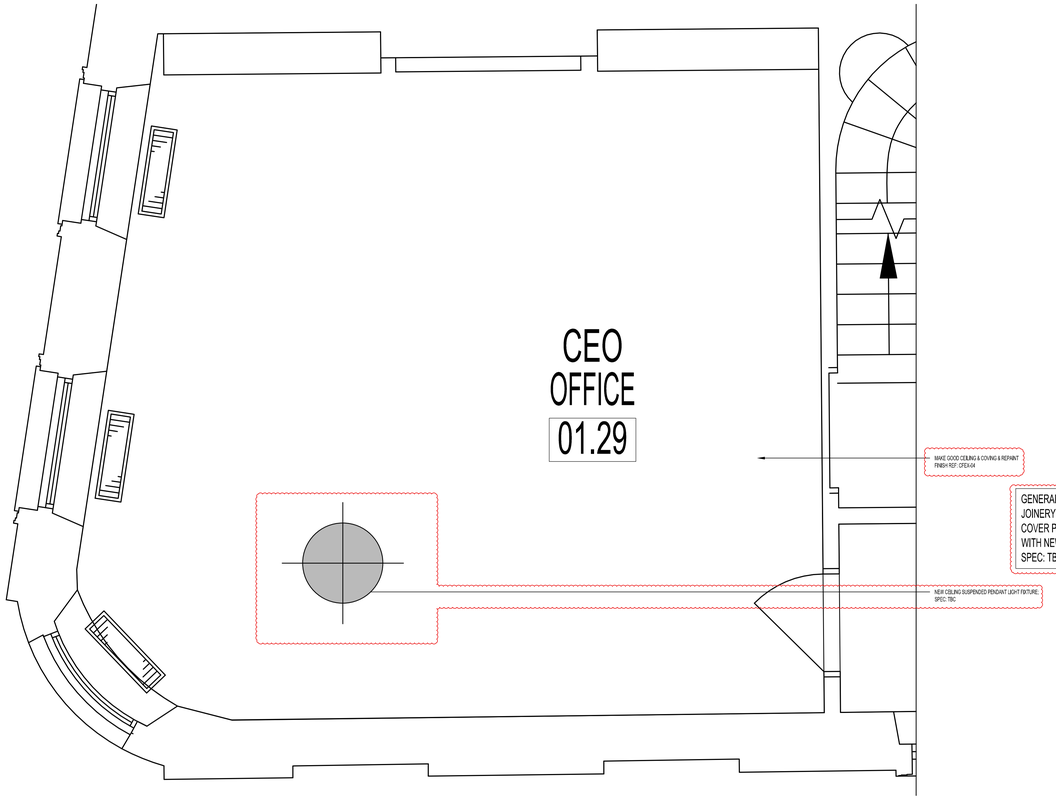

GENERAL NOTE: REPLACE ALL BRASS JOINERY FITTINGS, POWER/DATA SOCKET COVER PLATES AND DOOR IRONMONGERY WITH NEW STAINLESS STEEL FITTINGS; SPEC: TBC

1 J15 RECEPTION DESK 00.01 - FLOORPLAN
SCALE 1:20

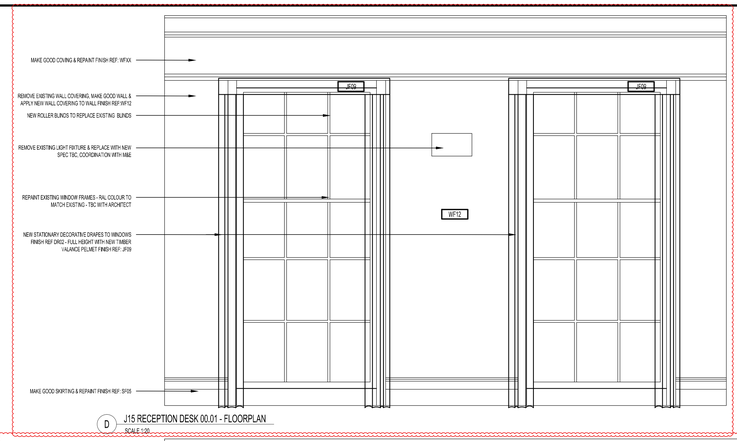

D J15 RECEPTION DESK 00.01 - FLOORPLAN
SCALE 1:20

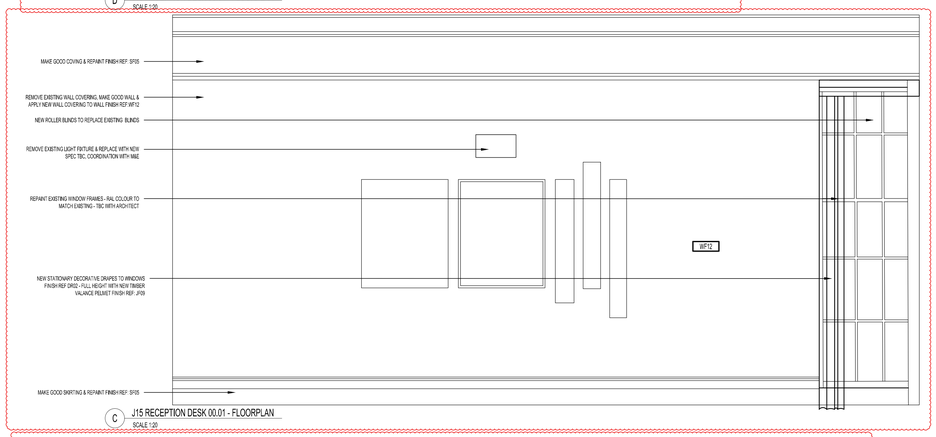

C J15 RECEPTION DESK 00.01 - FLOORPLAN
SCALE 1:20

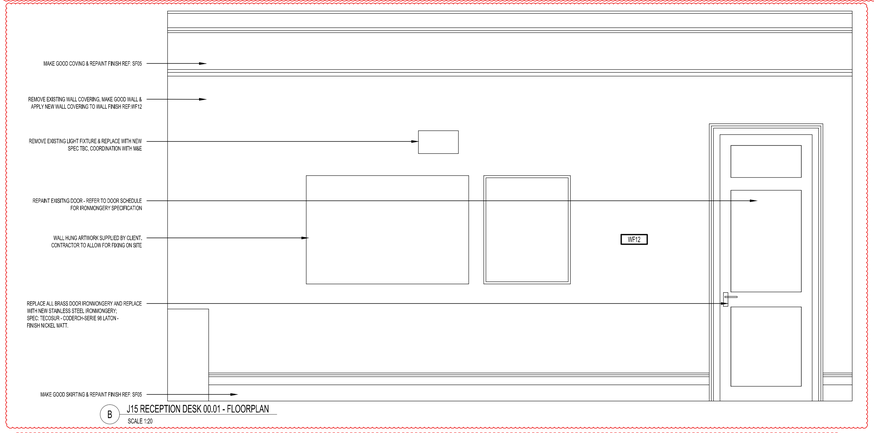

B J15 RECEPTION DESK 00.01 - FLOORPLAN
SCALE 1:20

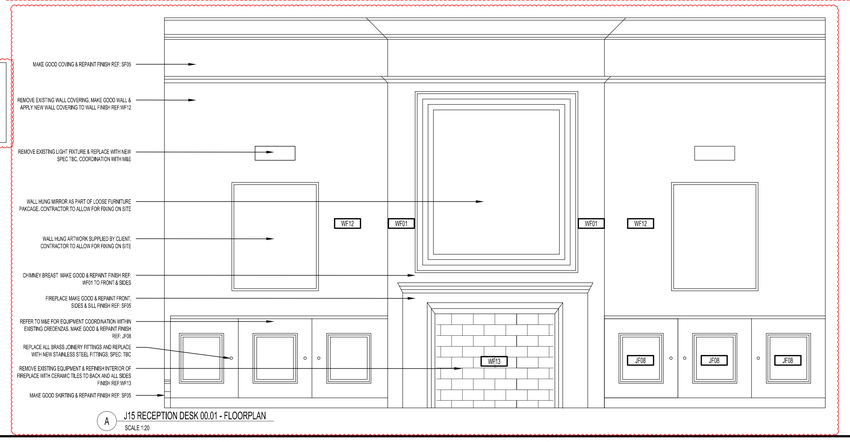

A J15 RECEPTION DESK 00.01 - FLOORPLAN
SCALE 1:20

DRAWINGS INDICATE DESIGN INTENT ONLY.
ALL DIMENSIONS IN MILLIMETERS UNLESS NOTED OTHERWISE.
THE CONTRACTOR IS RESPONSIBLE FOR TAKING AND CHECKING ALL DIMENSIONS.
DO NOT SCALE FROM THE DRAWING.
REPORT ALL CONFLICTS OF INFORMATION TO HLW AND SEEK ADVICE BEFORE PROCEEDING.
THIS DRAWING IS THE COPYRIGHT OF HLW INTERNATIONAL LTD.

APPROVAL

NO.	DATE	ISSUE OR REVISION
T1	14.08.15	ISSUE FOR TENDER
C1	27.10.15	ISSUED FOR CONSTRUCTION
A	14.06.16	ISSUED FOR APPROVAL

KEY PLAN

CLIENT

Which?

hlw
HLW International LLP
Architecture
Engineering
Interiors
Planning
Consulting
29-31 COWPER STREET
LONDON
EC2A 4AT
Signature

Drawing Title:
Which?
2 Marylebone Road
J15 1F CEO Office
01.29

SCALE: 1:20 @ A0	DATE: JULY 2015
DRAWN BY: RK	PROJECT NO. 14195

DRAWING NO. A665

© 2015 HLW International LLP