









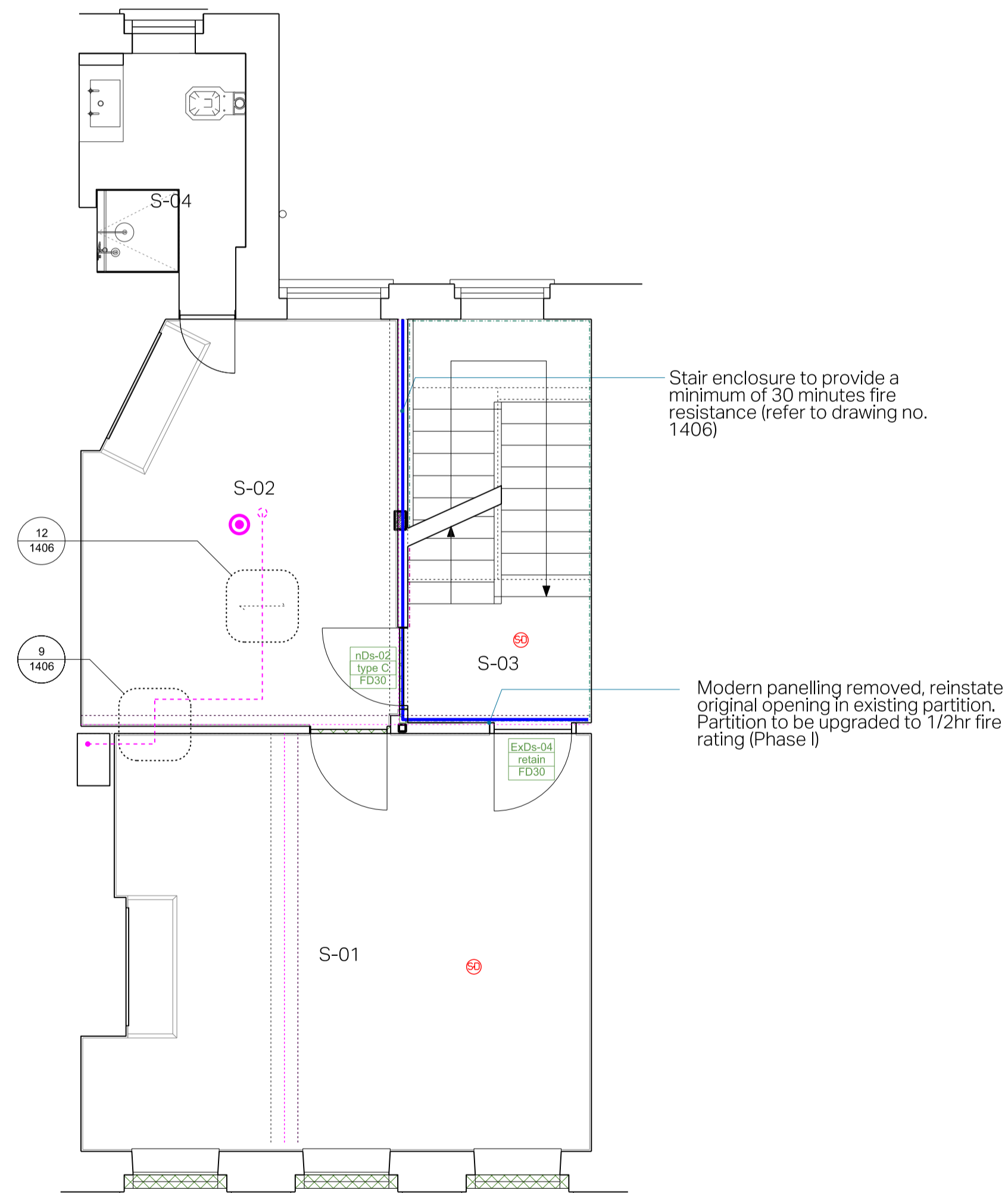
ALL FLOORS TO BE UPGRADED TO 30 MIN FIRE RATING

THIS DRAWING IS PROTECTED BY COPYRIGHT AND MUST NOT BE COPIED OR REPRODUCED WITHOUT THE WRITTEN CONSENT OF CHRIS DYSON ARCHITECTS LIMITED. NO DIMENSIONS ARE TO BE SCALED FROM THIS DRAWING. ALL DIMENSIONS AND SIZES TO BE CHECKED ON SITE. NORTH POINTS SHOWN ARE INDICATIVE.

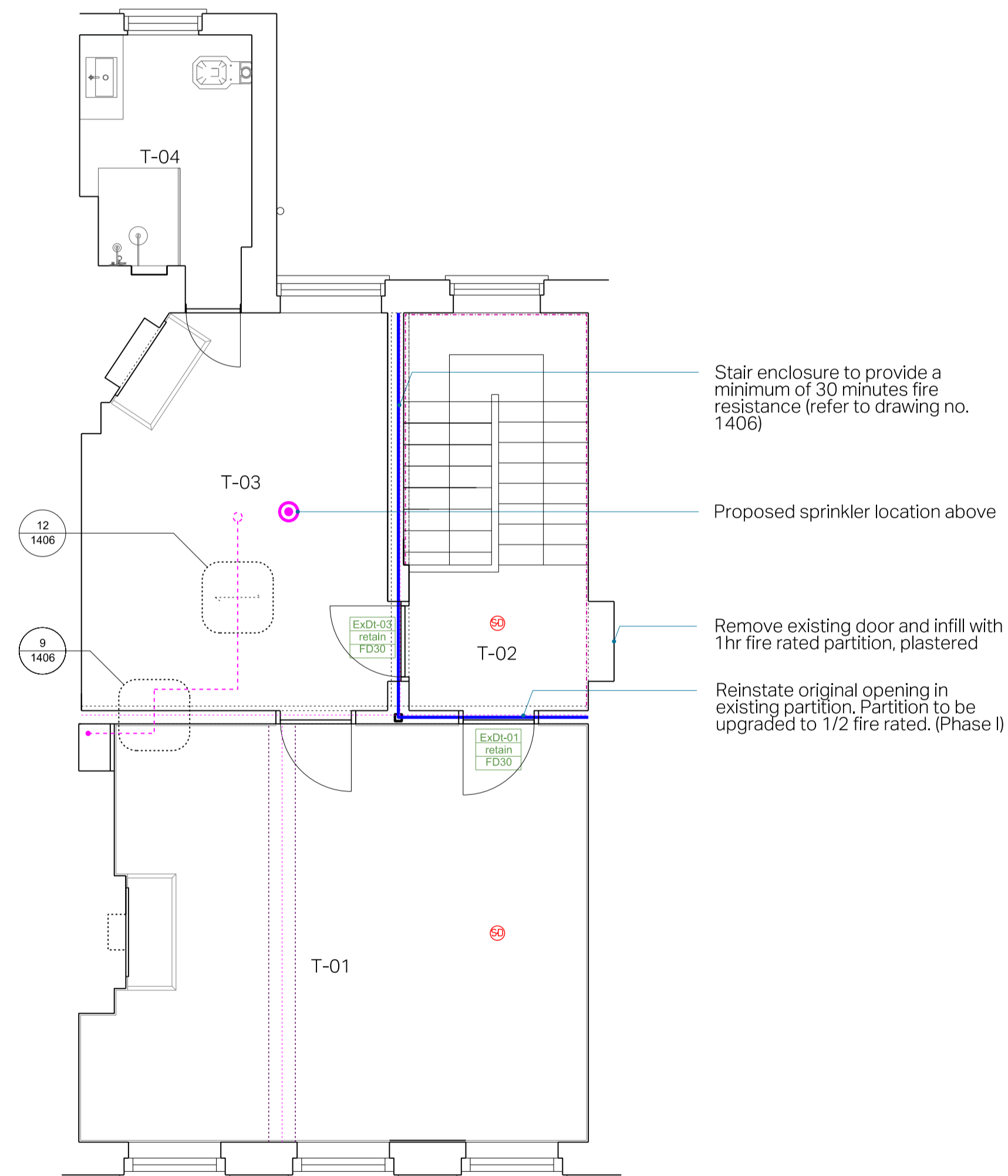
SITE SPECIFIC HAZARDS

IN ACCORDANCE WITH THE REQUIREMENTS OF THE COM REGULATIONS 2007 THE FOLLOWING SIGNIFICANT RESIDUAL HAZARDS HAVE NOT BEEN ISSUED OUT OF THIS PROJECT AND MUST BE TAKEN INTO CONSIDERATION BY CONTRACTORS PLANNING TO UNDERTAKE THE WORKS SHOWN ON THIS DRAWING:

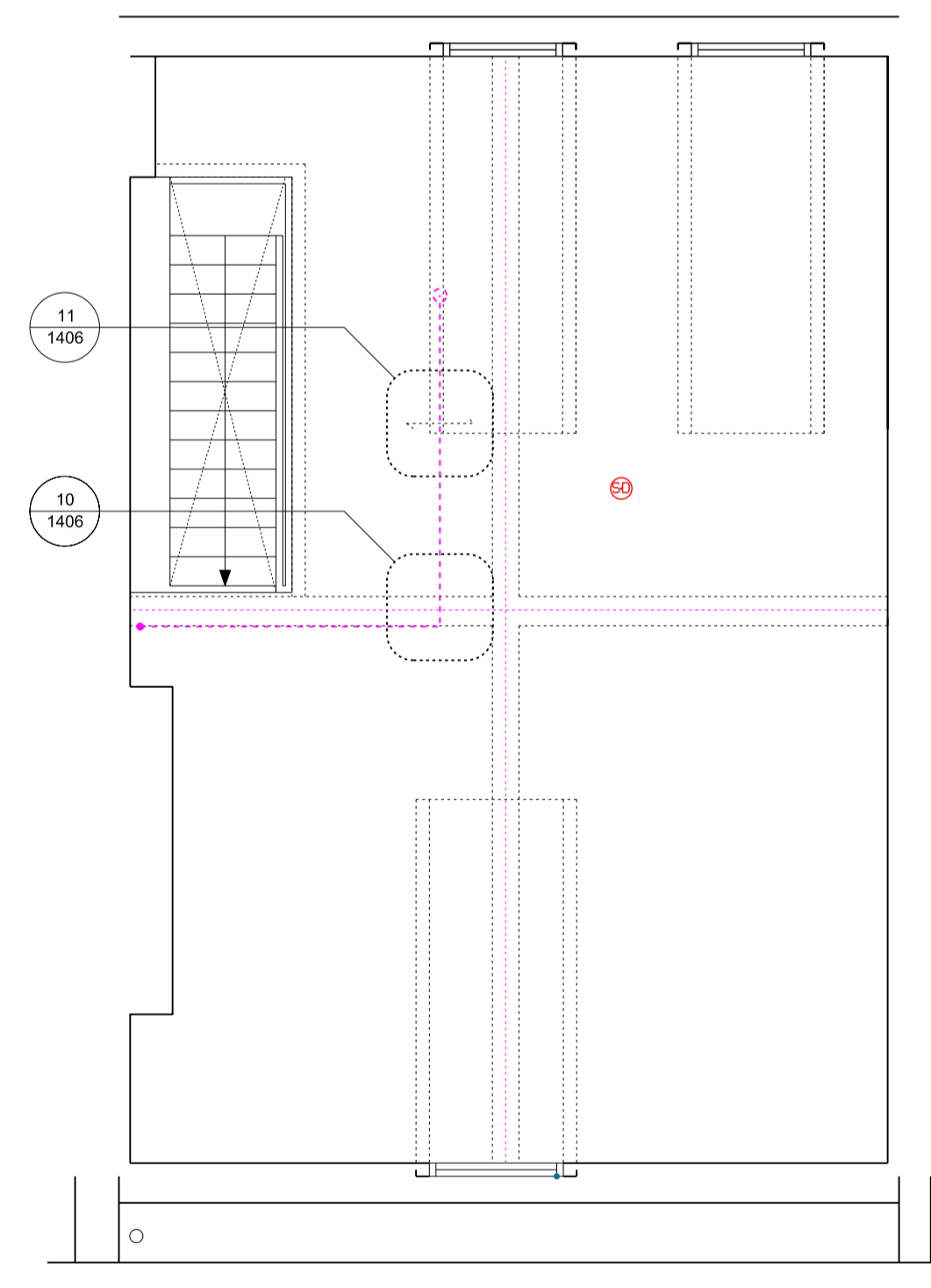
- KEY
-  1/2 Fire Protected Fabric
 -  Sprinkler head below
 -  Sprinkler route below
 -  Sprinkler head above
 -  Bessemer beam below
 -  Joist direction below
 -  Wireless LD1 smoke alarm system
 -  Heat detector



1 1:50 SECOND FLOOR PLAN (AS BUILT)



2 1:50 THIRD FLOOR PLAN (AS BUILT)



3 1:50 LOFT PLAN (PROPOSED)

B	10.06.16	Listed Building Consent Condition	RM
A	18.12.15	Listed Building Consent Condition	AM
REV	DATE	NOTES	INIT.

PROJECT
28 GREAT JAMES STREET
WC1N 3EY

DRAWING TITLE
PROPOSED SECOND, THIRD & FOURTH FLOOR FIRE DETECTION EQUIPMENT

STATUS				PLANNING			
DATE	DRAWN	CHECK	SCALE @ A1	DATE	DRAWN	CHECK	SCALE @ A1
OCT 2013	AM	RM	1:50				
PROJECT NUMBER	UNIT / BLOCK	CU / SFB CODE	TYPE & NUMBER	REVISION LETTER			
0232	A		1063	B			

0 1 2 3
SCALE IN METRES 1:50 @ A1, 1:100 @ A3