

























WC's AT GUILFORD PLACE LONDON REPAIR SCHEDULE				
Item	Image	Condition	Planned Fabric Removal	Proposed repairs
Pavement lights		This structure is unsafe for the proposed loading.	Existing pavement lights and frames to be removed.	Replacement pavement light as sample information submitted and as detailed in the structural engineers report.
Roof support structure		This structure is unsafe for the proposed loading.	Existing beam structure removed as detailed in the structural engineers report.	Replacement support structure in steel - As detailed in the structural engineers report.
Railings south east		Light damage alignment due to coping as destailed below.	No planned fabric removal	Railings to be repaired by a specialist the support copings to be repairs and stitched together. Railings to be cleaned / stripped back and repainted black to match existing.
Railings south elevation		Historic bomb damage	No planned fabric removal	Railings to be cleaned / stripped back and repainted black to match existing.





WC's AT GUILFORD PLACE LONDON REPAIR SCHEDULE				
Item	Image	Condition	Planned Fabric Removal	Proposed repairs
Railings south west corner		Light damage	No planned fabric removal	Railings to be cleaned / stripped back and repainted black to match existing.
Railings west elevation		Light damage	No planned fabric removal	Railings to be cleaned / stripped back and repainted black to match existing.
Railings north elevation and lantern brackets		Light damage	No planned fabric removal	Railings and lantern bracket to be cleaned / stripped back and repainted black to match existing.
Railing north elevation and lantern brackets		Light damage	No planned fabric removal	Railings to be cleaned / stripped back and repainted black to match existing.




WC's AT GUILFORD PLACE LONDON REPAIR SCHEDULE				
Item	Image	Condition	Planned Fabric Removal	Proposed repairs
Gate to Ladies		Light surface damage	No planned fabric removal	To be cleaned and painted
Copings - North facing		Damage due to vehicle strike	No planned fabric removal	Copings to be repaired and stitched together.
Copings - North east corner		Damage due to vehicle strike	No planned fabric removal	Stone to railing plinth to be repaired.
Copings - North facing		Damage due to vehicle strike	No planned fabric removal	Copings to be repaired and stitched together.

WC's AT GUILFORD PLACE LONDON REPAIR SCHEDULE				
Item	Image	Condition	Planned Fabric Removal	Proposed repairs
Copings - South west corner		Damage due to vehicle strike	No planned fabric removal	Copings to be repaired and stitched together.
Copings - South east corner		Severe damage due to vehicle strike	No planned fabric removal	Copings to be realigned repaired and stitched together.
Lamp plinth		War / bomb damage	No planned fabric removal	To be repainted - Concrete base to be repaired.
Urinals		Cracking and elements missing	No planned fabric removal	To be retained and cleaned using 'Synperonic A' and 'Vulpex (Diluted)' spirit soap' Area to be cleaned in 1m areas to be pre wetted before treatment. Heavier areas of discoleration to be treated with HG Extra (blue label) (applied neat). Tiles & Architectural ceramics society.

WC's AT GUILFORD PLACE LONDON REPAIR SCHEDULE				
Item	Image	Condition	Planned Fabric Removal	Proposed repairs
Tiles at entrances		Cracking and elements missing	No planned fabric removal	To be retained, loose tiles to be refixed and all to be cleaned using 'Synperonic A' and 'Vulpex (Diluted)' spirit soap' Area to be cleaned in 1m areas to be pre wetted before treatment. Heavier areas of discoleration to be treated with HG Extra (blue label) (applied neat). Tiles & Architectural ceramics society.
Hand Rails at entrances		Cracking and elements missing	No planned fabric removal	To be retained cleaned treated for rust and painted black.
Flooring		Cracking and elements missing	No planned fabric removal	Existing floor to be cleaned and retained. Where walls have been removed repairs to be made using matching Flowcrete MONDECO Seamless Resin Terrazzo Agate Grey (Mondeco Classic Dusk).
Existing Joinery		Cracking and elements missing	Front facing None - Some separation panels removed as submitted drawings.	Front facing framework to cubicles to be retained and restored - Separating cubicle panels to be removed as indicated on submitted plans to create dining areas.

WC's AT GUILFORD PLACE LONDON REPAIR SCHEDULE				
Item	Image	Condition	Planned Fabric Removal	Proposed repairs
Attendants offices		Cracking and elements missing	None - To be restored	The wooden panelled doors with lights above are to be retained and repaired. All mouldings are to match existing. These elements form the entrance to the bar area as shown on the submitted plans.
Entrance lighting			Entrance lighting currently non existant	Glass globe lanterns are to be installed above the entrances. VE11-1187 - The Victorian Emporium
Entrance window Gentlemens		Blocked up and Heavy corrosion	Removal of modern security bricks. 	Steel frame to be sand blasted, painted and re-glazed using the existing glass panels. The lintel above to be replaced with a concrete lintel as existing. This due to structural failiure.
Entranace window Ladies		Blocked up and Heavy corrosion	Removal of modern security bricks as above.	Steel frame to be sandblasted – painted and re-glazed using the existing glass panels

WC's AT GUILFORD PLACE LONDON REPAIR SCHEDULE				
Item	Image	Condition	Planned Fabric Removal	Proposed repairs
Entrance doors		Glass missing - Paint in poor condition.	No planned fabric removal	To be restored and repainted
Internal tiling		Elements missing	No planned fabric removal	Missing tiles to be replaced using only complete salvaged tiles. Salvaged tiles to be sourced from cubicles removed.
Internal tiling above urinal		Cracking and elements missing	No planned fabric removal	To be retained, loose tiles to be refixed and all to be cleaned using 'Synperonic A' and 'Vulpex (Diluted)' spirit soap' Area to be cleaned in 1m areas to be pre wetted before treatment. Heavier areas of discoleration to be treated with HG Extra (blue label) (applied neat). Tiles & Architectural ceramics society.
Internal tiling under stair		Cracking and elements missing	No planned fabric removal	To be retained, loose tiles to be refixed and all to be cleaned using 'Synperonic A' and 'Vulpex (Diluted)' spirit soap' Area to be cleaned in 1m areas to be pre wetted before treatment. Heavier areas of discoleration to be treated with HG Extra (blue label) (applied neat). Tiles & Architectural ceramics society.

WC's AT GUILFORD PLACE LONDON REPAIR SCHEDULE				
Item	Image	Condition	Planned Fabric Removal	Proposed repairs
Internal tiling around vent		Cracking and elements missing	No planned fabric removal	To be retained, loose tiles to be refixed and all to be cleaned using 'Synperonic A' and 'Vulpex (Diluted)' spirit soap' Area to be cleaned in 1m areas to be pre wetted before treatment. Heavier areas of discoleration to be treated with HG Extra (blue label) (applied neat). Tiles & Architectural ceramics society.
Internal tiling adjacent urinal		Cracking and elements missing	No planned fabric removal	To be retained, loose tiles to be refixed and all to be cleaned using 'Synperonic A' and 'Vulpex (Diluted)' spirit soap' Area to be cleaned in 1m areas to be pre wetted before treatment. Heavier areas of discoleration to be treated with HG Extra (blue label) (applied neat). Tiles & Architectural ceramics society.
Internal tiling missing tiles		Cracking and elements missing	No planned fabric removal	To be retained, loose tiles to be refixed and all to be cleaned using 'Synperonic A' and 'Vulpex (Diluted)' spirit soap' Area to be cleaned in 1m areas to be pre wetted before treatment. Heavier areas of discoleration to be treated with HG Extra (blue label) (applied neat). Tiles & Architectural ceramics society.