














LUMINAIRE SCHEDULE

-  RECESSED LED DOWN LIGHTER MOUNTED WITHIN SOFFIT
-  WALL MOUNTED CYLINDRICAL LED DOWN LIGHTER
-  GROUND BURIAL LED ADJUSTABLE UPLIGHTER WITHIN PATH
-  LINEAR LED STRIP BUILT INTO BALUSTRADE HAND RAIL COMPLETE
-  GROUND BURIAL CDM-T UPLIGHTER WITH GARDENS AND PLANTERS
-  LINEAR LED WITH CLEAR OPTIC AND REMOTE DRIVERS.
-  RECESSED LED BRICK LUMINAIRE
-  WALL MOUNTED ASYMETRICAL WIDE BEAM LED FLOOD LIGHTER LUMINAIRE
-  COLUMN MOUNTED ASYMETRICAL WIDE BEAM LED FLOOD LIGHTER
-  ROOT MOUNTED LED BOLLARD LUMINAIRE
-  ROOT MOUNTED SINGLE SIDE BOLLARD LUMINAIRE

01	Revised following Hopkins	05.05.16	CP
----	---------------------------	----------	----

General notes:
 1. This drawing is to be read in conjunction with other C&M landscape drawings and specifications.
 2. Any discrepancies between sources of information should be immediately notified to the Landscape Architect for clarification.
 3. Do not scale off this drawing.
 4. All dimensions in mm unless otherwise stated.

PROPOSED EXTERIOR LIGHTING LAYOUT	ROYAL FREE PEARS BUILDING	
	Scale: 1:200 @ A1	Project: 1372-GA-107-01
FOR PLANNING	Date: 25.04.2016	Author: CP