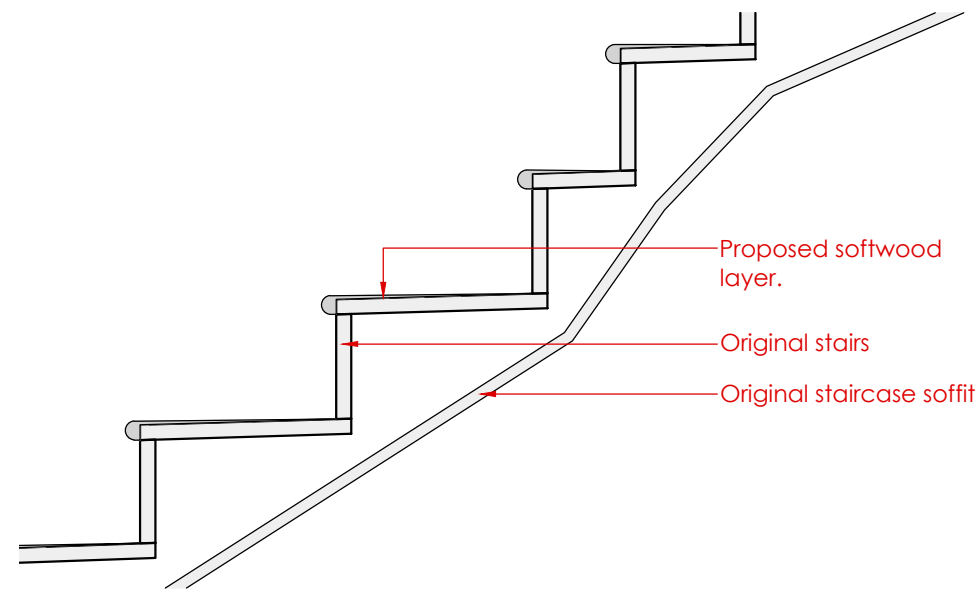
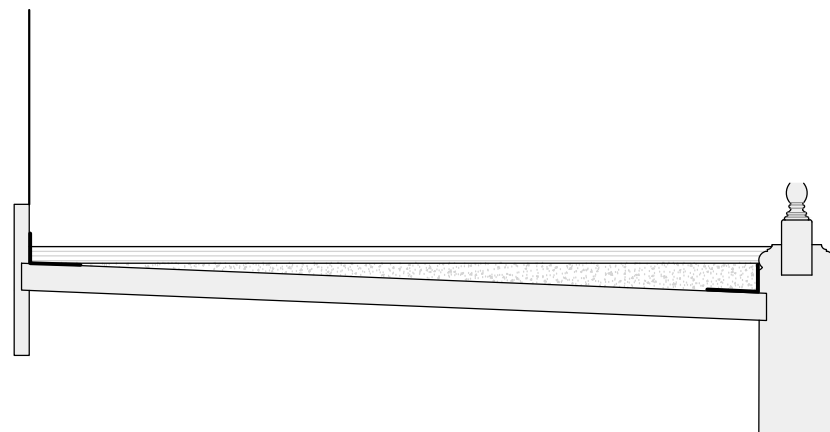


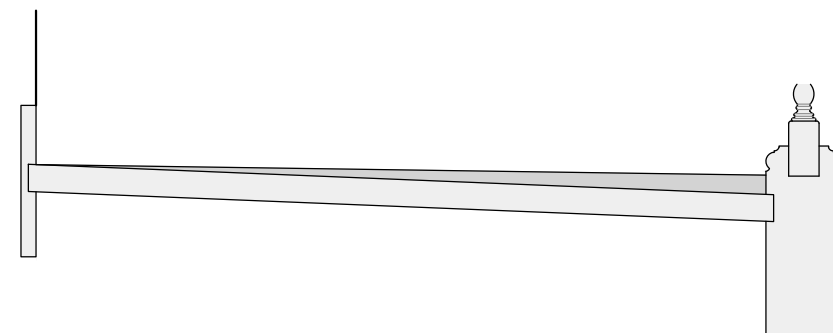
Existing  
Section through rise staircase



Proposed  
Section through rise staircase



Existing  
Section through nose of staircase



Proposed  
Section through nose of staircase

### **Proposed works to the house staircase - condition**

Carefully remove all non-original plywood cladding material, metal straps and plates which exist on all treads and risers throughout the stairwell.

Carefully remove lead based paint coverings to the original stair string, spindles and handrail.

Apply softwood timber layer to the treads and repair stair nosing where this is missing.

Make sympathetic and localised repairs to the stair string, treads and risers.

Redecorate the complete staircase throughout.

**NOTE:**  
This drawing to be read in conjunction with drawing 1435-P431.

## A3 Sheet Size

### NOTES

1. All dimensions and levels are to be checked on site by the Main Contractor before work commences. The Architect is to be informed immediately of any discrepancies.
2. Do not scale this drawing, use written dimensions only.
3. Larger scale drawings are to be used over smaller scale drawings.
4. All dimensions are in millimetres unless otherwise stated.
5. If in doubt ask.

© Copyright of Hill Mitchell Berry Architects.

Rev	Date	Notes
-----	------	-------

### Status

Planning

Project	24 Betterton Street London WC2H 09BU		
Client			

Title	Proposed Planning Conditions 4 e) Staircase Part 1 of 2 Existing & Proposed Levelling		
Scale	1:10	Drawn by	WNB
Date	01/04/16		

Drawing Number	1435-P430	Revision	.
----------------	-----------	----------	---

**HILL MITCHELL BERRY**  
A R C H I T E C T S  
THE STUDIO · 9 STRATFORD ROAD · LONDON · W8 6RF  
TEL 020 7938 4358 · FAX 020 7376 1242  
EMAIL studio@hmb-architects.co.uk