





All dimensions to be verified on site by Main Contractor before the start of any site works. Report any discrepancies to the Contract Administrator as soon as possible. The drawings are to be read with all relevant Architects and Engineers drawings and other relevant information. © Ingleton Wood LLP

LEGEND: DO NOT SCALE

KEY:

-  Site Boundary
-  Semi-intensive roof
-  Extensive Biodiverse roof with PVs - Brown
-  Extensive Biodiverse roof with PVs - Green

- 1** ROBS
- 2** RMOS
- 3** VARS
- 4** NL
- 5** DCH
- 6** COGH
- 8** TVP
- 9** SSM



Ingleton Wood
 Vision, form and function
 London
 1 A&B Street
 London E1 6SE
 020 7460 4400
 www.ingletonwood.co.uk

Project: **Regents Park Regeneration**
 Client: **Lovell**
 Drawing Title: **Site Plan - Roof Types**
 Date: **12.05.16**
 Scale: **NTS**
 Paper Size: **A1**
 Job No.: **IW-XX-DR-A-10.02**
 Revision: **A**

Drawn By	Checked By	Date	Scale	Revision
JT	JR	12.05.16	NTS	A1
84923	IW-XX-DR-A-10.02			A