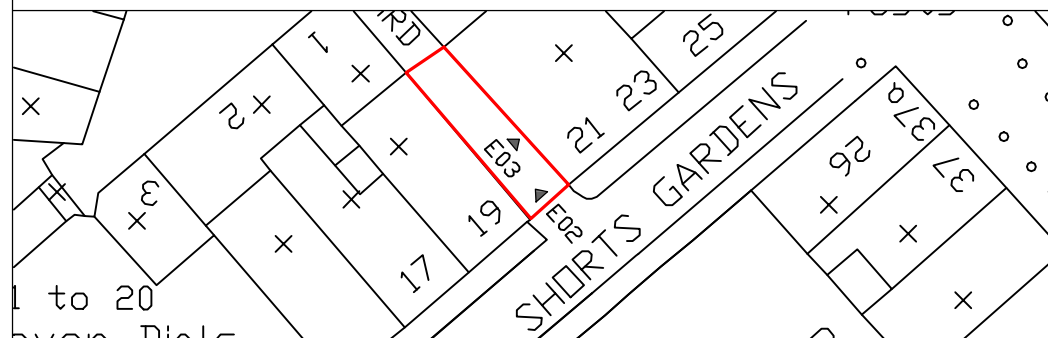



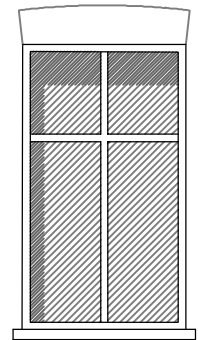
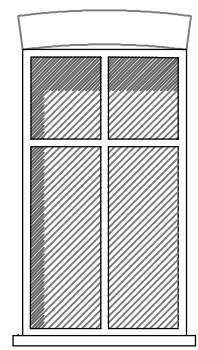
01 Plan 01
Proposed



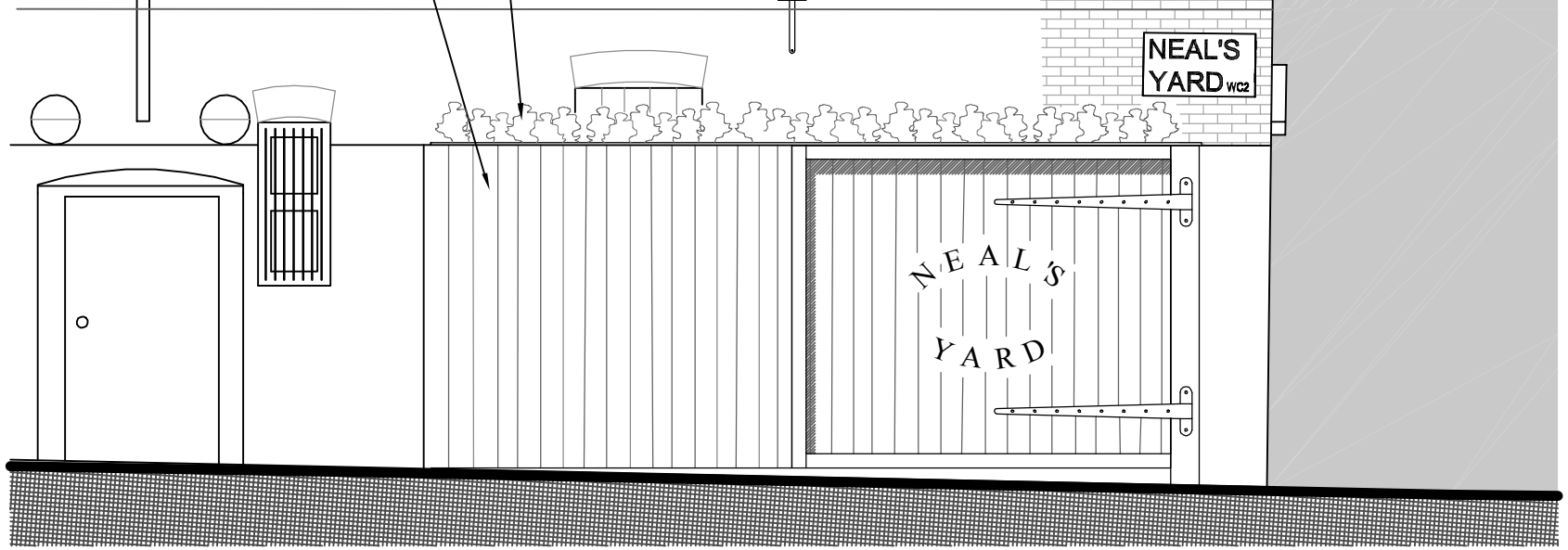
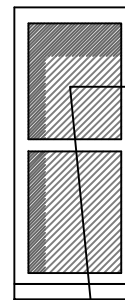
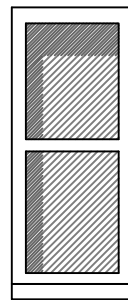
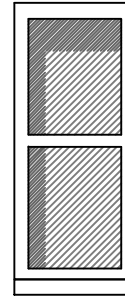
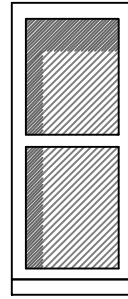
1 SANDWICH STREET
LONDON WC1H 9PF
Tel: (020) 7391 7100 Fax: (020) 7391 7121

NOTES:
LOCATION PLAN @ 1:500 SCALE & NORTH UP^.
ALL SCALES/DIMENSIONS TO BE CHECKED ON SITE.

DRAWING TITLE Ground Plan as Proposed	PROJECT NAME Neal's Yard Entrance Improvement	DATE Mar. 2016
	ADDRESS Short Gardens & Neal's Yard London WC2	SCALE 1:100@A3
	CLIENT Shaftesbury Covent Garden Ltd	DRAWING NO. 23233 -SG03



Planters above timber gate
- refer to other drawings



Painted entrance signage to flank
wall with aged/distressed finish

Natural/untreated oak (non-closeable)
gate formed from vertical timbers and
bolted with large iron hinges

New planters concealed on top of gate

New white finished LED uplighter

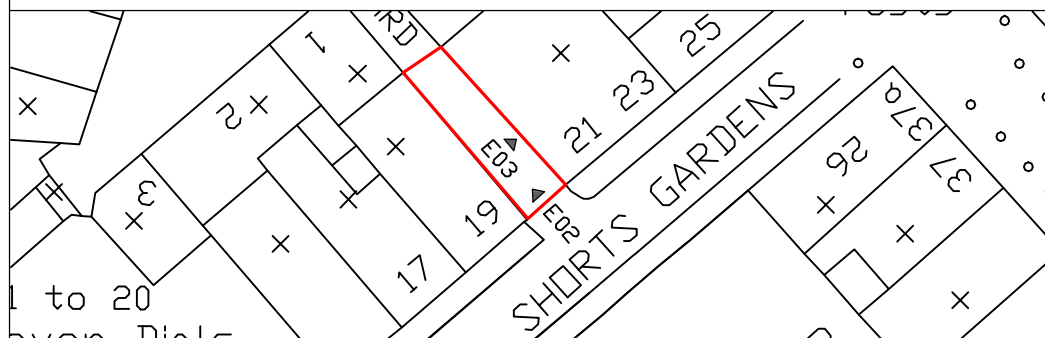
02 Elevation 02
Proposed

19

SHORTS GARDENS

21

03 Elevation 03
Proposed



1 SANDWICH STREET
LONDON WC1H 9PF

Tel: (020) 7391 7100 Fax: (020) 7391 7121

NOTES:
LOCATION PLAN @ 1:500 SCALE & NORTH UP.
ALL SCALES/DIMENSIONS TO BE CHECKED ON SITE.

DRAWING TITLE	PROJECT NAME	DATE
Elevation 02 & 03 as Proposed	Neal's Yard Entrance Improvement	Mar. 2016
ADDRESS	CLIENT	SCALE
Short Gardens & Neal's Yard London WC2	Shaftesbury Covent Garden Ltd	1:50@A3
		DRAWING NO.
		23233 -SG04