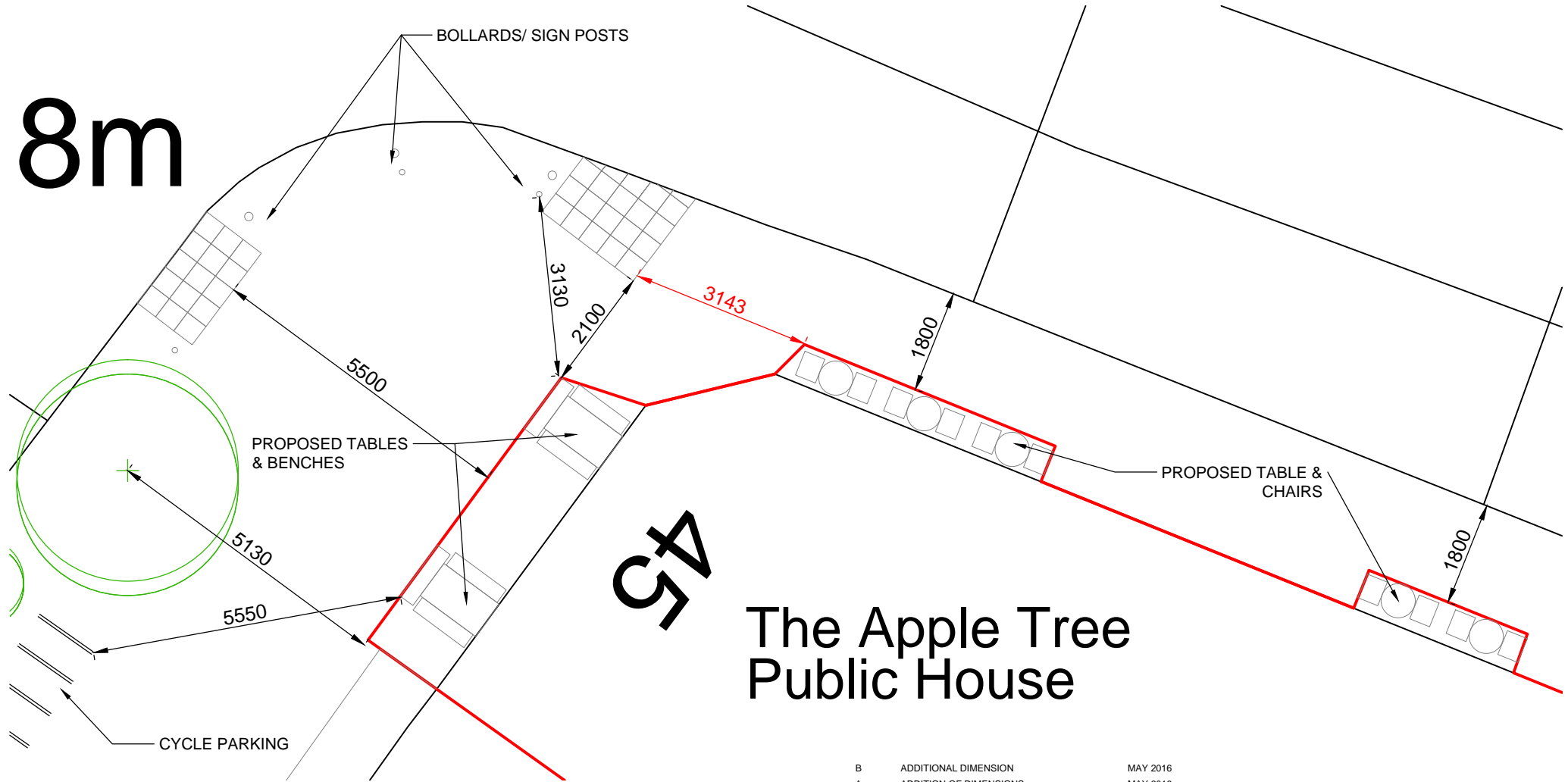


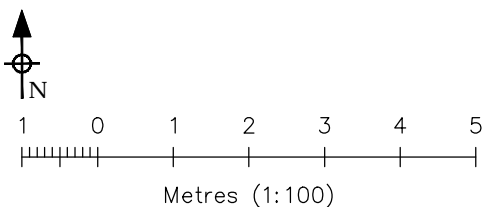
8m



The Apple Tree Public House

B	ADDITIONAL DIMENSION	MAY 2016
A	ADDITION OF DIMENSIONS	MAY 2016
rev	reason	date

notes



FURNITURE DIMENSIONS

TABLE AND BENCHES

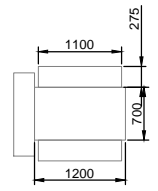
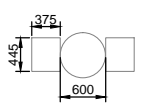


TABLE AND CHAIRS



*All dimensions provided in mm

client
GREENE KING

project
**APPLE TREE PUBLIC HOUSE,
45 MOUNT PLEASANT, CLERKENWELL, WC1X 0AE**

Eclipse House, Eclipse Park, Sittingbourne Road
Maidstone, Kent. ME14 3EN
t: 01622 776226 f: 01622 776227
e: info@dhaplanning.co.uk w: www.dhaplanning.co.uk

title
PROPOSED FURNITURE LAYOUT PLAN

No reproduction by any method of any part of this document is permitted without the consent of the copyright holders. Produced for Town and Country planning purposes only.
O.S Licence Number: AL54535X

drwg	rev	scale	date	CAD Reference: DHA_11441_APPLE TREE AWH
DHA/11441/03	B	1:100	APRIL 2016	

A4