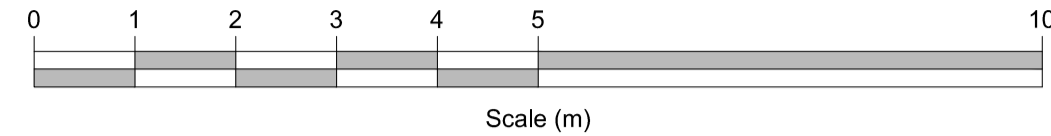


Insertion Point



Basement

LEGEND

- ACL ARCH CENTER LEVEL
- ASL ARCH SPRING LEVEL
- CLG CEILING LEVEL
- DHL DOOR HEAD LEVEL
- FL FLOOR LEVEL
- RUL RAMP UP
- SCLG SUSPENDED / FALSE CEILING LEVEL
- SL SLAB LEVEL
- STU STAIRS UP
- THL THRESHOLD LEVEL
- TWL TOP OF WALL LEVEL
- USL UNDERSIDE LEVEL
- USB UNDERSIDE OF BEAM LEVEL
- USJ UNDERSIDE OF JOIST LEVEL
- WACL WINDOW ARCH CENTER LEVEL
- WASL WINDOW ARCH SPRING LEVEL
- WCL WINDOW CILL LEVEL
- WHL WINDOW HEAD LEVEL

- SLOPED CEILING (POINTS UP)
- ARCHED / VAULTED CEILING
- BUILDING LINE / WALL LINE
- DETAIL / STEPS
- OVERHEAD DETAIL
- PARTITIONS
- GLAZING

ALL LEVELS AND CO-ORDINATES ARE ARBITRARY.

ALL DIMENSIONS ARE IN METERS.

WHERE BUILT-UP GIBBOARDS ARE PRESENT, THE INSIDE HAS BEEN MEASURED AS THE WALL LINE AND NOTED.

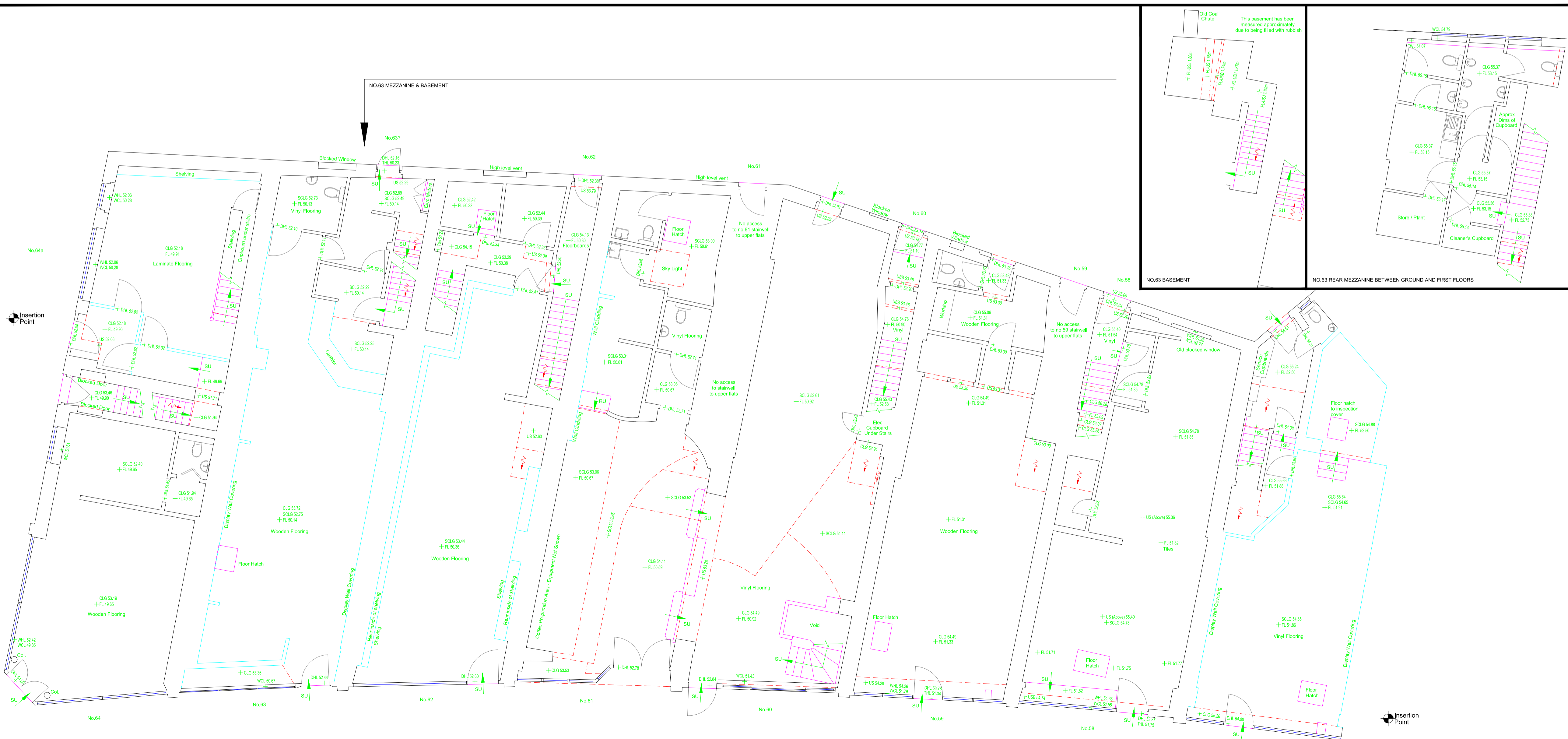
BOXING-IN AND TRUNKING HAS NOT BEEN MEASURED EXCEPT WHERE THE WALL LINE BEHIND IT CANNOT BE ESTABLISHED.

ALL MEASUREMENTS ARE TAKEN TO EXISTING FINISHES OR FACES WHICH ARE CONSTANT AND REPRESENT AN AVERAGE FACE OR WALL LINE.


ALL WINDOW HEAD AND WINDOW CILL LEVELS ARE INTERNAL MEASUREMENTS. SOME WINDOW OPENINGS HAVE NO PHYSICAL CILL, SO THE LEVELS HAVE BEEN TAKEN TO THE WINDOW ITSELF RATHER THAN THE STRUCTURAL OPENING.

CEILING HEIGHT MEASUREMENTS ARE TAKEN TO A POINT WHICH BEST REPRESENTS THE GENERAL ROOM HEIGHT.

THIS DRAWING SHOULD NOT BE PASSED TO ANY THIRD PARTIES OR USED FOR ANY PURPOSE OTHER THAN ORIGINALLY INTENDED.



Ground Floor



Land and Measured Building Surveyors

UNIT 1, HOATH BUSINESS CENTRE
 HOATH LANE
 GILLINGHAM
 KENT ME8 0BF

Tel: 444 (0)1634 751 002
 Fax: 444 (0)1634 751 002
 Web: www.omegagemo.co.uk
 Inquires: survey@omegagemo.co.uk

CLIENT
IGNIS ASSET MANAGEMENT

PROJECT
**NO'S 57 - 64a HIGH STREET
 HAMPSTEAD, LONDON, NW3 1QH**

TITLE
MEASURED BUILDING SURVEY

JOB Ref. 13-0053 DATE APRIL 2013

SCALE 1:75 @ A1 DWG. No. 1 OF 3

SHEET SIZE A1 DRAWING FILE MBS_132WG