



| ABBREVIATIONS: | | | |
|----------------|--|-------|--|
| ACC | ACCESSIBLE | F-VNC | HEATING VENTILATING |
| ACI | ACOUSTICAL CEILING TILE | 4 | AIR CONDITIONING |
| ADJ | ADJUSTABLE | HY | HOT WATER |
| AF | ABOVE FINISHED FLOOR | IO | INSIDE DIAMETER |
| ALUM | ALUMINUM | IF | INSIDE/INTERIOR FACE |
| APPROX | APPROXIMATE | INSUL | INSULATION |
| BLK | BLOCKING | INFO | INFORMATION |
| BOB | BOTTOM OF BEAM | JC | JOB CAPTAIN |
| BLOG | BUILDING | LL | LAND ORD |
| CAB | CABINET | MAX | MAXIMUM |
| CLC | CEILING | MECH | MECHANICAL |
| CLR | CLEAR/CLEARANCE | MC | MECHANICAL CONTRACTOR |
| CMU | CONCRETE MASONRY UNIT | MEP | MECHANICAL ELECTRICAL AND PLUMBING |
| CNR | CENTER | MFG | MANUFACTURE |
| C.L. | CENTER LINE | MIN | MINIMUM |
| COL | COLUMN | MID | MIDPOINT |
| CONC | CONCRETE | MTL | METAL |
| CONT | CONTINUOUS | NAT | NATURAL |
| CONSTR | CONSTRUCTION | NIC | NOT IN CONTRACT |
| CT | CERAMIC TILE | NTS | NOT TO SCALE |
| CR | COLD WATER | OA | OVER ALL |
| DCD | DECKING | OC | ON CENTER |
| DTL | DETAIL | OD | OUTSIDE DIAMETER |
| DIA | DIAMETER | OF | OUTSIDE FACE |
| DIM | DIMENSION | OPNG | OPENING |
| DISP | DISPENSER | PC | PLUMBING CONTRACTOR |
| DN | DOWN | PLM | PLASTER |
| DRG(S) | DRAWING(S) | PL-NO | PLYWOOD |
| EA | EACH | PM | PROJECT MANAGER |
| EC | ELECTRICAL CONTRACTOR | PI | PAINT |
| ELEV | ELEVATION | QT | QUARRY TILE |
| ELEC | ELECTRICAL | R | RADIUS |
| EQUIP | EQUIPMENT | REF | REFERENCE |
| ED | EDUCATIONAL | REQ'D | REQUIRED |
| EXIST | EXISTING | REV | REVISION |
| EXP | EXPOSED | SC | SOLID CORE |
| EXT | EXTERIOR | SH | SHIRT |
| FFE | FINISH FLOOR ELEV | SH | SHEET |
| FOC | FACE OF CABINET | SM | SIMILAR |
| FOG | FACE OF GLAZING | SO | SOLID |
| FOS | FACE OF SLAB | SPECS | SPECIFICATIONS |
| FIB | FIBERGLASS | SQ | SQUARE |
| FID | FURNISHED & INSTALLED BY OWNER | SF | SQUARE FEET |
| FIC | FURNISHED BY OWNER INSTALLED BY CONTRACTOR | SS | STAINLESS STEEL |
| FLR | FLOOR | STL | STEEL |
| F1 | FOOT/FEET | STN | STATION |
| FK | FIELD VERIFY | SUSP | SUSPENDED |
| GA | GALF | TEL | TELEPHONE |
| GAZY | GALVANIZED | TEMP | TEMPORARY |
| GC | GENERAL CONTRACTOR | 3PL | THIRD PARTY LOGISTICS (STARBUCKS SUPPLIED) |
| GWB | Gypsum WALL BOARD | TP | TYPICAL |
| HC | HOLLOW CORE | VCT | VINYL COMPOSITE TILE |
| HWH | HEADER | UNL | UNLESS OTHERWISE NOTED |
| HWD | HARDWOOD | VD | VENDOR DIRECT (STARBUCKS SUPPLIED) |
| HWR | HARDWARE | VER | VERTICAL |
| HM | HOLLOW METAL | VIF | VERTICAL IN FIELD |
| HORIZ | HORIZONTAL | W | WATER HEATER |
| HR | HOUR | W | WOOD |




| APPROVAL STAMPS: |
|------------------|
| |

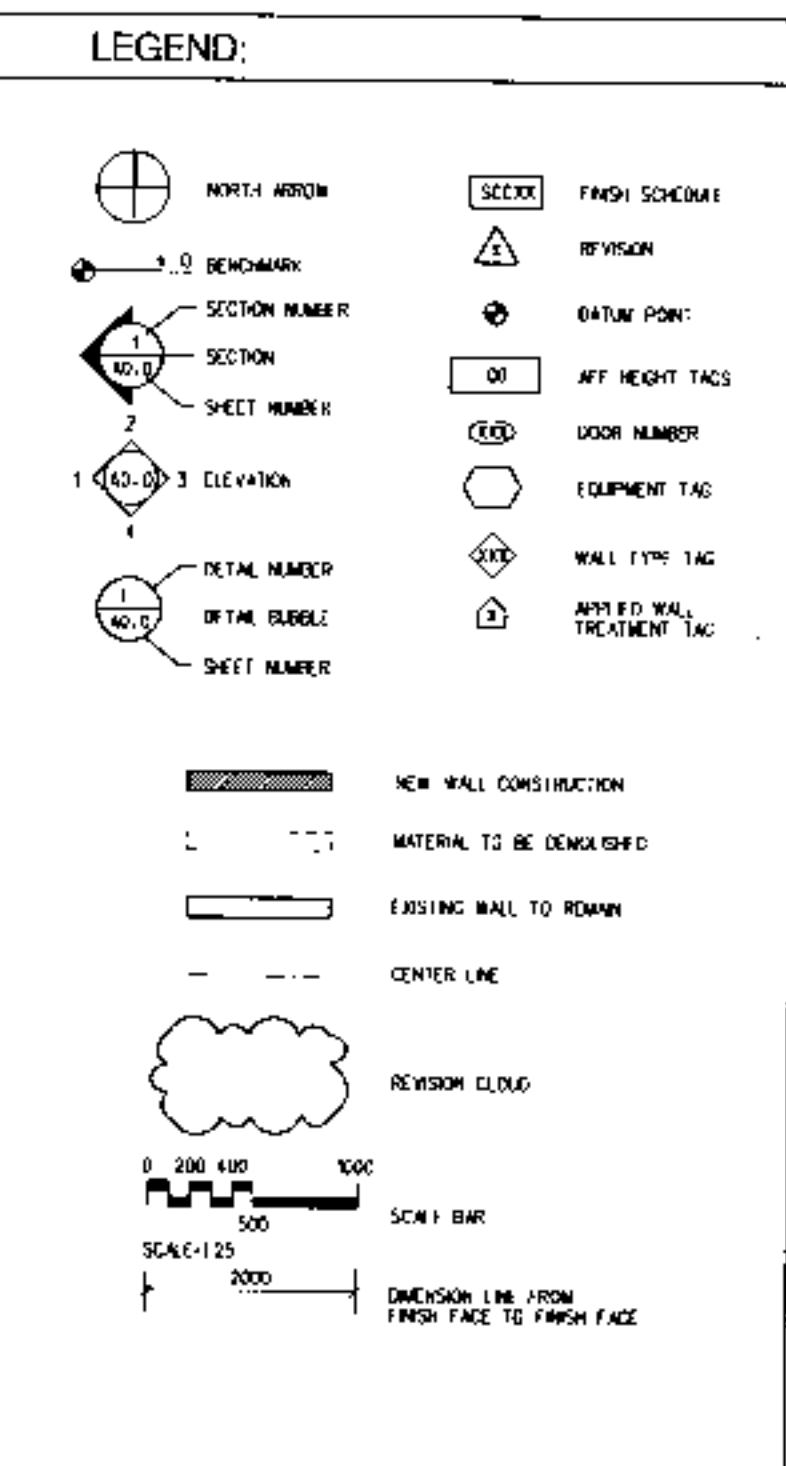


GENERAL NOTES:

- GC SHALL VISIT THE SITE, REVIEW THE EXISTING SHED DRAWINGS AS SUBMITTED BY THE LANDLORD OR STARBUCKS SITE SURVEYOR AND BECOME THOROUGHLY FAMILIAR WITH THE SITE CONDITIONS PRIOR TO BEING IN CONSTRUCTION.
- GC SHALL CONSULT WITH STARBUCKS PROJECT MANAGER TO RESOLVE ANY CHANGES, OMISSIONS OR PLAN DISCREPANCIES PRIOR TO BEING IN CONSTRUCTION.
- MATERIAL SUPPLY RESPONSIBILITY IS IDENTIFIED IN THE PLAN SCHEDULES LISTED UNDER THE HEADING "SUP" "SUP" IDENTIFIES ITEMS SUPPLIED BY THE GC. "SPL" IDENTIFIES ITEMS SUPPLIED BY STARBUCKS. DELIVERED TO SITE UTILIZING STARBUCKS CONTRACTED THIRD PARTY LOGISTICS SUPPLIER/TRANSPORT SERVICES. "SP" IDENTIFIES ITEMS SUPPLIED BY STARBUCKS, DELIVERED TO THE SITE DIRECTLY FROM VENDOR. GC IS RESPONSIBLE TO SUPPLY ALL OTHER MATERIALS UNLESS NOTED IN BRACKETS IN THE "MATERIAL SUPPLY" NOTES.
- GC IS RESPONSIBLE TO COORDINATE DELIVERY OF MATERIALS FROM THE SUP AND VENDORS.
- GC SHALL COORDINATE AND MANAGE ALL PORTIONS OF THE WORK AS DESCRIBED IN THE CONTRACT DOCUMENTS, WHICH INCLUDE, BUT ARE NOT LIMITED TO, CONSTRUCTION SPECIFICATIONS, ARCHITECTURAL DRAWING AND MECHANICAL AND ELECTRICAL DRAWINGS.
- ALL WORK SHALL BE PERFORMED IN STRICT COMPLIANCE WITH ALL APPLICABLE CODES AND ORDINANCES.
- GC SHALL VERIFY THE LOCATION OF ALL UTILITIES INCLUDING, BUT NOT LIMITED TO, SEWER, ELECTRICAL SERVICE OR PANEL, WATER AND GASING (WAG) WHEN APPLICABLE.
- GC TO VERIFY ALL DIMENSIONS, INCLUDING CLEARANCES REQUIRED BY OTHER TRADES, AND NOTIFY STARBUCKS OF ANY DISCREPANCIES PRIOR TO PROCEEDING WITH THE WORK. ALL DIMENSIONS ARE TO THE FACE OF THE FINISHED SURFACE UNLESS NOTED OTHERWISE. ALL DIMENSIONS TO BE TAKEN FROM DESIGNATED DATUM POINT, DO NOT SCALE DRAWINGS.
- AS REQUESTED BY STARBUCKS PRIOR TO THE COMMENCEMENT OF CONSTRUCTION OF THE OFFSHORE WORK, GC SHALL SUBMIT A MINIMUM OF THREE (3) SETS OF MATERIAL SAMPLES, CUT SHEETS, FINISH DETAILS, SHOP DRAWINGS AND/OR PRODUCT LITERATURE FOR REVIEW. STARBUCKS WILL RETURN ONE (1) COPY OF EACH SUBMITTAL, AND RETURN THE OTHERS WITH AN APPROVED STAMP OR REQUEST FOR ADDITIONAL SAMPLES TO THE GC.
- GC SHALL PATCH AND REPAIR ALL EXISTING WALLS, FLOORS, CEILINGS OR OTHER SURFACES TO REMAIN THAT MAY BECOME DAMAGED DURING THE COURSE OF THE WORK.
- THE GC IS RESPONSIBLE FOR SUBMITTING PLANS AND OBTAINING PERMITS FOR THE PROTECTION, PLUMBING, MECHANICAL AND ELECTRICAL SYSTEMS PRIOR TO INSTALLATION OF SUCH SYSTEMS.
- GC SHALL REVIEW ONE SET OF THE PLANS TO NOTE AND DOCUMENT ALL CHANGES DURING CONSTRUCTION. THIS SET SHALL BE A PART OF THE GC'S "STORE CLOSE-OUT PACKAGE" AS DESCRIBED IN THE CONSTRUCTION MANAGEMENT AGREEMENT.



LEGAL DESCRIPTION:



PROJECT INFORMATION:

MAILING ADDRESS: STARBUCKS COFFEE COMPANY
11 HEATHINGS ROAD
LONDON SW6 4JJ

DESIGN CONTACT: RONALD RAICHE
0207 878 1168 PHONE
0207 878 1198 FAX

PROJECT MANAGER: RORY HARTTE
0207 878 497 PHONE
0207 878 1199 FAX

LANDLORD:

PROJECT DESCRIPTION: COMMERCIAL TENANT IMPROVEMENTS TO EXISTING BUILDING

LOCAL AUTHORITY: CDM

TYPE OF USE: RETAIL SALES AND SERVICES

TYPE OF OCCUPANCY: A1

TOTAL LEASE AREA: GROUND FLOOR - 131 SQ.METERS
BASEMENT FLOOR - 45 SQ.METERS
TOTAL - 176 SQ.METERS

STARBUCKS COFFEE COMPANY

11 Heathings Road, Parsons Green
London SW6 4JJ
United Kingdom
(020) 721 4689

THESE PLANS AND SPECIFICATIONS, AS WELL AS STARBUCKS NAME AND LOGO, TRADEMARKS AND DESIGNS ARE THE EXCLUSIVE PROPERTY OF STARBUCKS CORPORATION. ANY REPRODUCTION, DISTRIBUTION, DISSEMINATION OR USE OF THESE MATERIALS FOR ANY PURPOSES OTHER THAN THAT AUTHORIZED BY STARBUCKS CORPORATION IS STRICTLY PROHIBITED.

CONSTRUCTION SET
05 SEPT 00

REV DATE
5 SEPT
CONSTRUCTION SET

SITE ADDRESS:
60&61 HIGH STREET
HAMPSTEAD
LONDON NW3

COUNTRY
UNITED KINGDOM

PROJECT NO. 8659-001
CONCEPT: BREW
ISSUE DATE: 23 AUGUST 2000
PM: RORY HARTTE
SD: RONALD RAICHE
JC: K. HANCOCK

SCALE: NO SCALE
(DO NOT SCALE DRAWINGS)

DRAWING TITLE:
PROJECT INFORMATION

DRAWING NUMBER:
A1.0

PROJECT CODE: 88501

PWX0003063

STARBUCKS COFFEE COMPANY

11 Heathings Road, Parsons Green
London SW6 4JJ
United Kingdom
(020) 721 4689

THESE PLANS AND SPECIFICATIONS, AS WELL AS STARBUCKS NAME AND LOGO, TRADEMARKS AND DESIGNS ARE THE EXCLUSIVE PROPERTY OF STARBUCKS CORPORATION. ANY REPRODUCTION, DISTRIBUTION, DISSEMINATION OR USE OF THESE MATERIALS FOR ANY PURPOSES OTHER THAN THAT AUTHORIZED BY STARBUCKS CORPORATION IS STRICTLY PROHIBITED.

CONSTRUCTION SET
05 SEPT 00

REV DATE
5 SEPT
CONSTRUCTION SET

SITE ADDRESS:
60&61 HIGH STREET
HAMPSTEAD
LONDON NW3

COUNTRY
UNITED KINGDOM

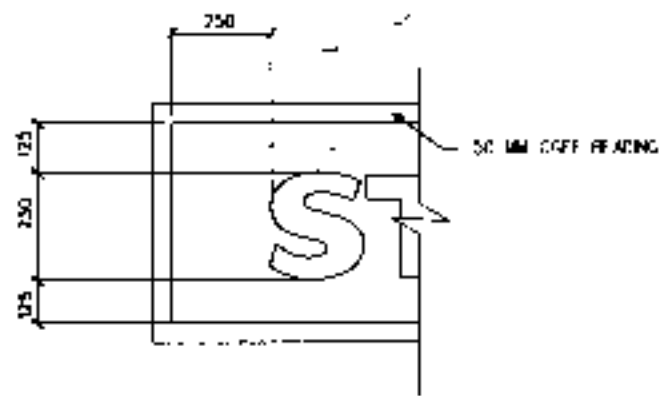
PROJECT NO. 8659-001
CONCEPT: BREW
ISSUE DATE: 23 AUGUST 2000
PM: RORY HARTTE
SD: RONALD RAICHE
JC: K. HANCOCK

SCALE: NO SCALE
(DO NOT SCALE DRAWINGS)

DRAWING TITLE:
PROJECT INFORMATION

DRAWING NUMBER:
A1.0

PROJECT CODE: 88501



1 MOULDING LOCATION
NOT TO SCALE



HIGH STREET ELEVATION

NOTE:
SIGNAGE UNDER SEPARATE WARRANT
SEE SIGN MANUFACTURER'S DRAWINGS
FOR SIGN INFORMATION AND DETAILS

GENERAL NOTES

- A. NUMERICAL NOTES NOT LISTED ARE NOT USED.
- B. FOR FULL SCHEDULES SEE SHEETS SC1 THROUGH SC3.
- C. SIGNAGE IS SUPPLIED BY LOCAL WHOLESALE, THE LOCAL INSTALLER TO VERIFY SIGNAGE COMPLIANCE WITH LOCAL CODES AND OBTAIN PERMIT AND LAIKHROD APPROVAL.
- D. G.C. PROVIDER 25 MM HIGH BLACK ACRYLIC STORE ADDRESS TA. GLAZING ABOVE STOREFRONT CENTER ABOVE DOORS WHERE POSSIBLE.



© 1998 STARBUCKS CORPORATION

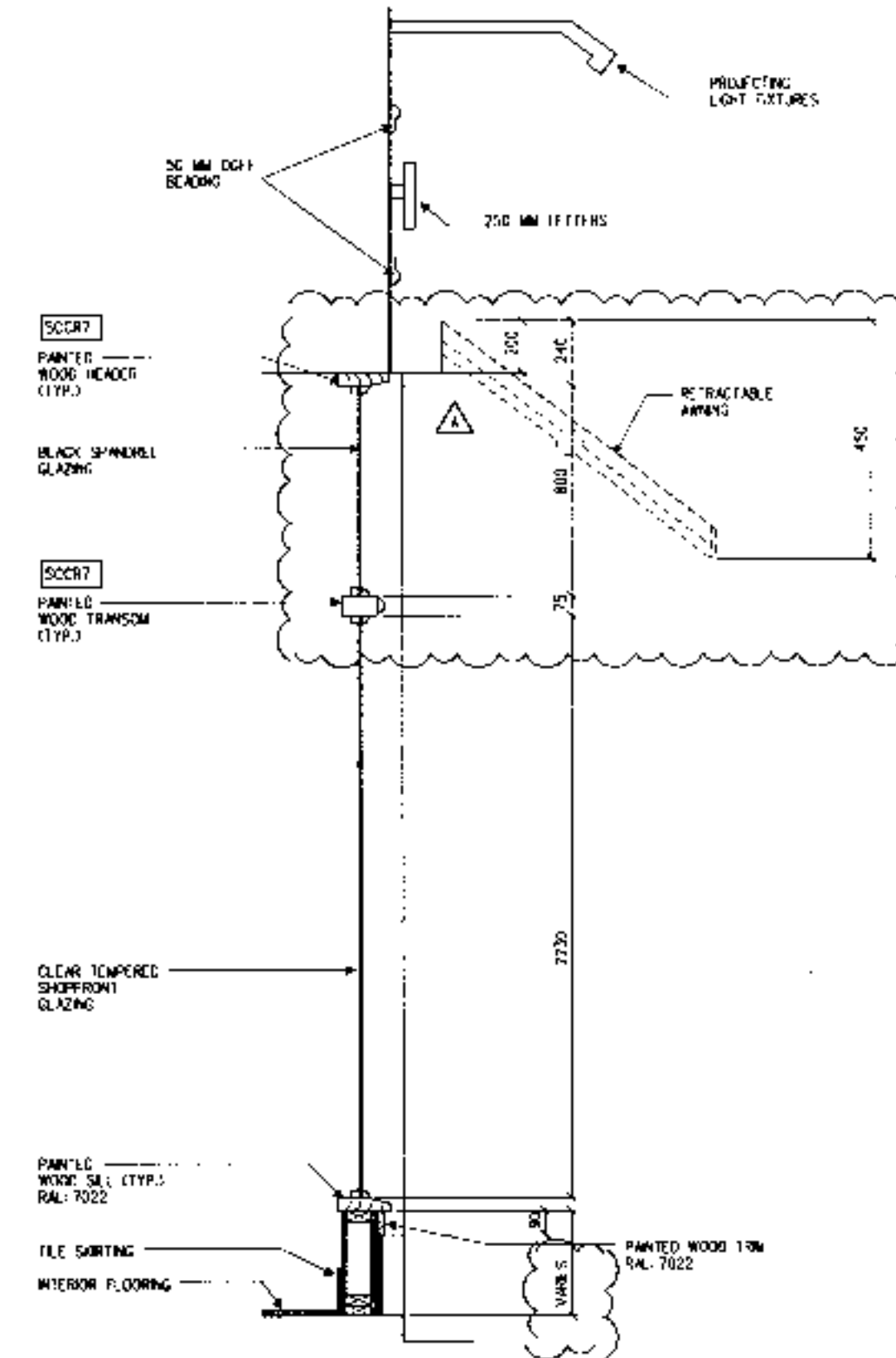
STARBUCKS
COFFEE COMPANY

1900 Avenue Road, Toronto, Ontario
M2M 3L9
Canada
United Kingdom
(0207) 731 4300

THESE PLANS AND SPECIFICATIONS, AS WELL AS STARBUCKS NAME AND LOGO, TRADEMARKS AND DESIGN ARE THE EXCLUSIVE PROPERTY OF STARBUCKS CORPORATION. ANY REPRODUCTION, MODIFICATION, OR OTHER UNLAWFUL USE OF THESE MATERIALS FOR ANY REASON IS STRICTLY PROHIBITED. STARBUCKS CORPORATION, NAME AND LOGO CONSIDERED AS TRADEMARKS.

CONSTRUCTION SET
05/20/00

REV DATE
5-SEP
construction set:



2 SHOPFRONT SECTION
Scale

P2X0003083



SITE ADDRESS:
60&61 HIGH STREET
HAMPSTEAD
LONDON NW3
COUNTRY:
UNITED KINGDOM

PROJECT NO. B659-001
CONCEPT: BREW
ISSUE DATE: 23 AUGUST 2000
PM: RORY HARTE
SD: RONALD RANCKE
JC: K. HANCOCK

SCALE: 1:50
(DO NOT SCALE DRAWINGS)

DRAWING TITLE:
STOREFRONT
ELEVATIONS &
SIGNAGE

DRAWING NUMBER:
A2.0

PROJECT CODE: B65901



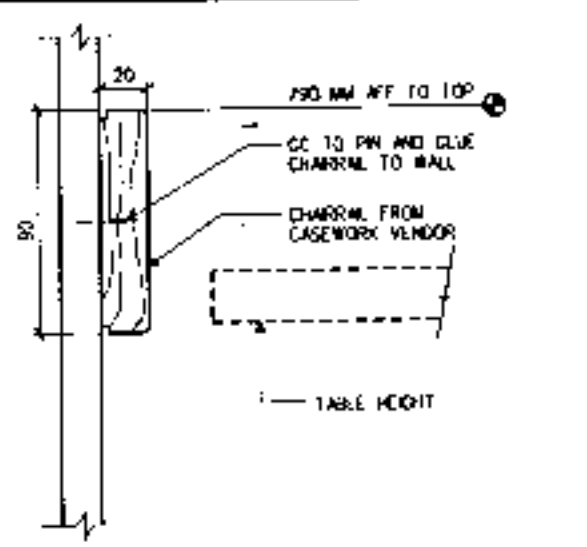
STARBUCKS COFFEE COMPANY

11 Hedderley Road, Parsons Green
London SW6 4LJ
United Kingdom
020 7721 4500

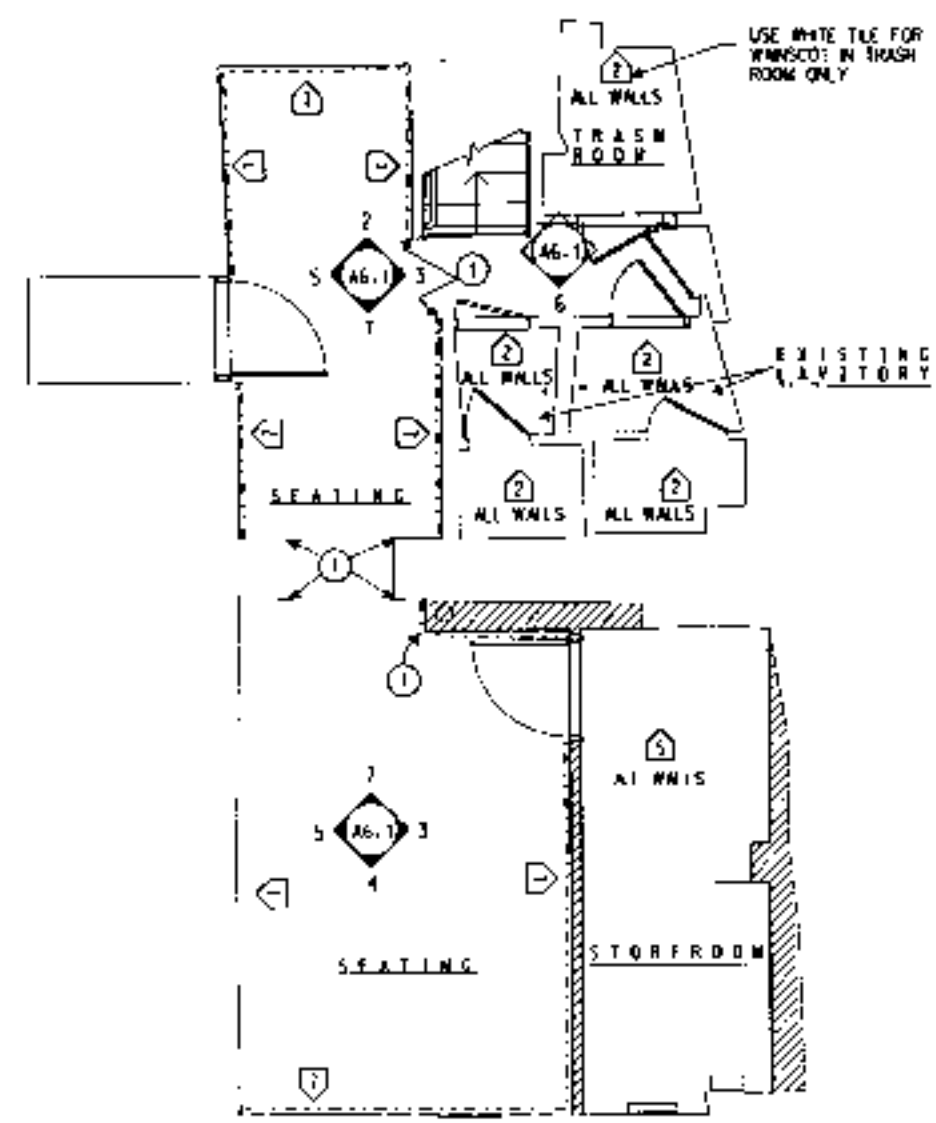
THESE PLANS AND SPECIFICATIONS AS WELL AS STARBUCKS NAME AND LOGO, TRADE MARKS AND DESIGN ARE THE EXCLUSIVE PROPERTY OF STARBUCKS CORPORATION. ANY REPRODUCTION, MODIFICATION, SALE OR USE WITHOUT THE WRITTEN CONSENT OF STARBUCKS CORPORATION IS STRICTLY PROHIBITED.

CONSTRUCTION SET
05 SEPT 00

REV DATE
5-SEP-01 construction set



1 CHAIR RAIL SECTION
N15 SECTION



CASEWORK SCHEDULE

| ITEM | QTY | DESCRIPTION |
|------------|-----|--------------------------------|
| OPERATIONS | | |
| C206 | 1 | HOS 72 BARS |
| C208 | 1 | EE BARISTA LIGHT |
| C212 | 1 | 24" F.I. CUPPI |
| C219 | 1 | PREPAC WALL UNIT |
| C230 | 3 | 16" CABINET |
| C231 | 1 | 16" UNDER CABINET (228" AL) |
| C237 | 1 | 36" HNDWRH CABINET (228" AL) |
| C238 | 1 | 30" HNDWRH CABINET |
| C244 | 1 | 24" IN HNDWRH |
| C245 | 1 | 16" IN HNDWRH |
| C251 | 3 | 30" IN HNDWRH TOP |
| C252 | 1 | 30" IN HNDWRH TOP |
| C260 | 1 | 30" UNDER WALL CABINET |
| C264 | 1 | 30" BEAN DWR CABINET (208" AL) |
| C296 | 1 | 24" HOS SHELF |
| C297 | 1 | 24" HOS CUP DISPENSER |
| C298 | 1 | 24" HOS CUP DISPENSER |
| PUBLIC | | |
| C400 | 1 | DOCUMENT STAND |
| C411 | 1 | INTERNATIONAL HUSSING CART |
| C416 | 1 | READING TABLE NATURAL |
| C485 | 6 | BANG WA 1 INSULATED |

| WALLS/FORM | DESCRIPTION |
|------------|------------------------------|
| ADL1 | 1200 SPLT PASTRY CASE PANELS |
| ADL2 | RED SANDWICH CASE PANELS |
| ADL40 | TALL STORAGE CABINET LEFT |
| ADL41 | TALL STORAGE CABINET RIGHT |
| ADL42 | SEMI SHAWD SUFFIT |
| ADL43 | SMALL MERCH UNIT |

| ADDITIONAL ITEMS | DESCRIPTION |
|------------------|------------------------------|
| ADL1 | 1200 SPLT PASTRY CASE PANELS |
| ADL2 | RED SANDWICH CASE PANELS |

| APPLIED WALL TREATMENT LEGEND | DESCRIPTION |
|-------------------------------|-----------------------|
| 1 | MURA WALLCOVERING |
| 2 | LAVATORY WANSOOT |
| 3 | NOT USED |
| 4 | HARDENING PACKAGE |
| 5 | PAIN 50544 |
| 7 | 1450 BELOW CHAIR RAIL |

GENERAL NOTES

- NUMERICAL NOTES NOT LISTED ARE NOT USED.
- STARBUCKS CONTRACTS DIRECTLY WITH CASEWORK MANUFACTURER TO SUPPLY CASEWORK LISTED IN CASEWORK SCHEDULE (THIS SHEET). REQUEST STARBUCKS PM TO PROVIDE SHOP DRAWINGS TO GC AT CONSTRUCTION START.
- GC TO INSTALL CASEWORK UNLESS DIRECTED OTHERWISE BY STARBUCKS PM.
- GC TO NOTIFY STARBUCKS PM IMMEDIATELY IF A DISCREPANCY EXISTS BETWEEN CASEWORK SHOP DRAWINGS, SITE DIMENSIONS, CASEWORK PLAN OR ACTUAL CASEWORK DIMENSIONS.
- REFER TO SHEET SC3 FOR CASEWORK FINISH SCHEDULE.
- FOR WALL HUNG/MOUNTED GRAPHICS, SEE AS ELEVATION SHEETS.
- GC TO VERIFY ALL DIMENSIONS AND NOTIFY STARBUCKS PM OF ANY DISCREPANCIES PRIOR TO CONSTRUCTION. ALL DIMENSIONS TO BE TAKEN FROM DESIGNATED DATUM POINT.
- GC TO REFER TO CASEWORK SPECIFICATIONS FOR COMPLETE CASEWORK INSTALLATION INSTRUCTIONS.
- ALL CASEWORK BASE UNITS ARE SET ON 6 MM NON ABSORBENT PLASTIC SHIMS (HAF11) *006.BU.BU01 PROVIDED BY CASEWORK VENDOR.

CASEWORK & WALL TREATMENT NOTES

- GC TO INSTALL DRAINAGE PLASTICS INDUSTRIES #007 132 4" CLEAR CORNER GUARDS AT ALL RIGHT ANGLED CORNERS MOUNT AT 50 MM AFF TO 070 MM AFF. TRACK PART WITH CORRESPONDING WALL COLOR ADHERE WITH CLEAR EPOXY ADHESIVE AND #6 STAINLESS STEEL OVAL HEAD SCREWS 75 MM FROM EMB, 500 MM O.C., OFFSET SCREWS OTHER SIDE BY 10 MM VERTICALLY.
- NOT USED
- DO NOT CAULK TRASH RAILS TO TRASH DROPS
- REFER TO SC3 FOR WALL TREATMENT SUPPLY RESPONSIBILITY.
- SALES AREA TASSO WALL COVERINGS ARE STARBUCKS SUPPLIED AND SHOPFITTER INSTALLED. STORAGE WALL PANELS ARE SHOPFITTER SUPPLIED AND INSTALLED.
- SEE SHEET AS6 FOR LOCATION

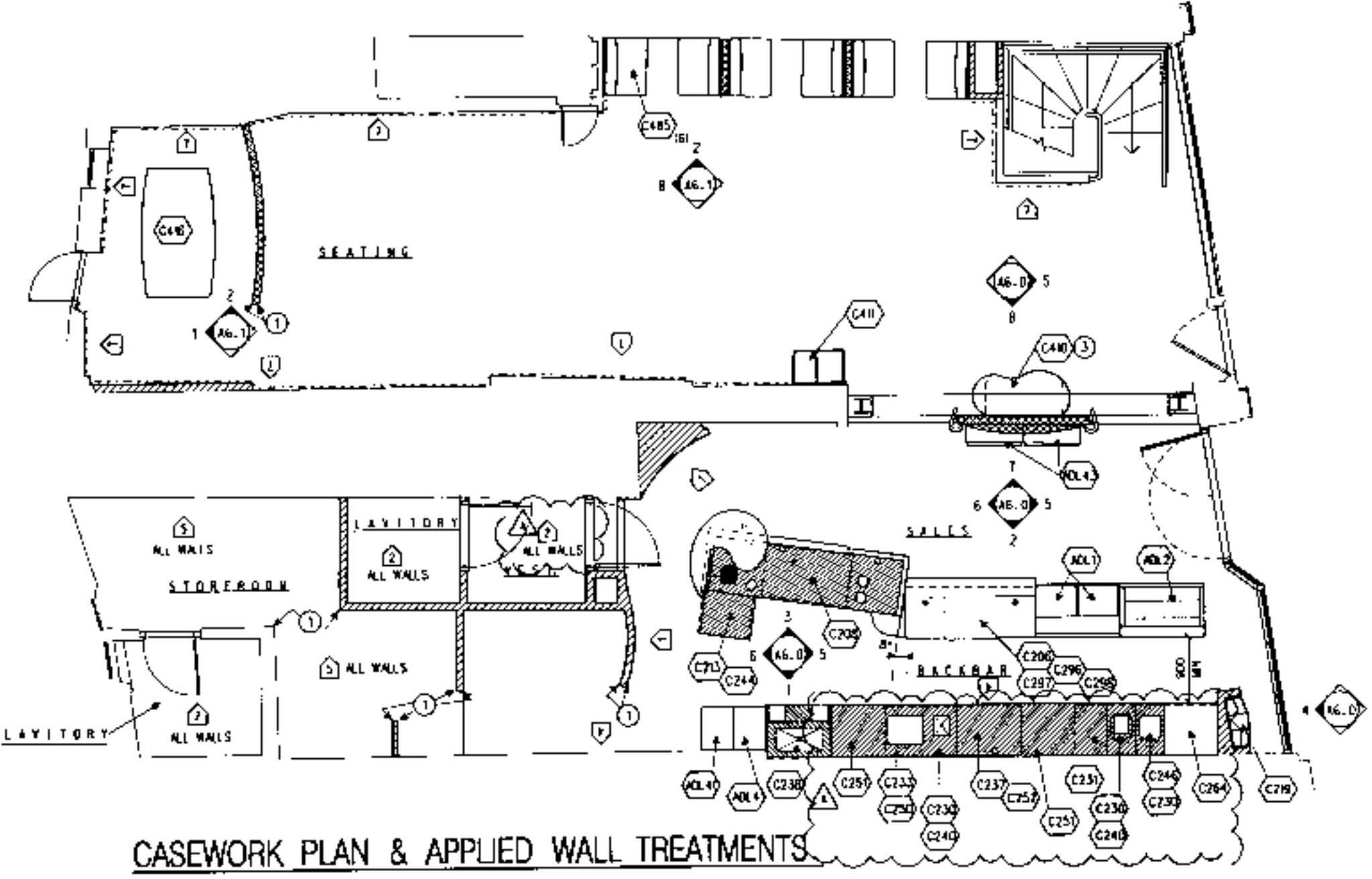
CASEWORK & WALL TREATMENT KEY

--- INDICATES CHAIR RAIL - SEE SHEET SC3 FOR FINISH SCHEDULE AND AS SHEETS FOR ELEVATIONS

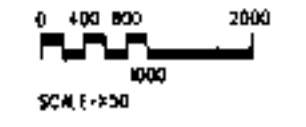
███ INDICATES STAINLESS STEEL

APPLIED WALL TREATMENT LEGEND

- MURA WALLCOVERING
- LAVATORY WANSOOT
- NOT USED
- HARDENING PACKAGE
- PAIN 50544
- 1450 BELOW CHAIR RAIL



CASEWORK PLAN & APPLIED WALL TREATMENTS



SCALE: 1:50
(DO NOT SCALE DRAWINGS)

plx0003083

SITE ADDRESS:
60&61 HIGH STREET
HAMPSTEAD
LONDON NW3

COUNTRY:
UNITED KINGDOM

PROJECT NO. 8659-001
CONCEPT: BREW
ISSUE DATE: 23 AUGUST 2000
PM: RORY HARTE
SD: RONALD RACHE
JC: K. HANCOCK

SCALE: 1:50
(DO NOT SCALE DRAWINGS)

DRAWING TITLE:
CASEWORK PLAN & APPLIED WALL TREATMENTS

DRAWING NUMBER:
A3.2a

PROJECT CODE: 865901



© 1996 STARBUCKS CORPORATION

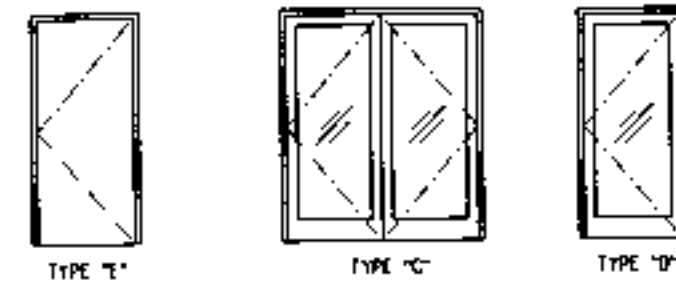
STARBUCKS COFFEE COMPANY
11 Hawthorne Road, Phoenix Green
London SW6 4TL
United Kingdom
(0171) 721 6200

THESE PLANS AND SPECIFICATIONS, AS WELL AS STARBUCKS NAME AND LOGO TRADEMARKS AND SYMBOLS ARE THE EXCLUSIVE PROPERTY OF STARBUCKS CORPORATION. ANY REPRODUCTION, MODIFICATION OR DISSEMINATION WITHOUT THE WRITTEN PERMISSION OF STARBUCKS CORPORATION IS STRICTLY PROHIBITED.

CONSTRUCTION SET
03 SEPT 00

REV DATE
5-SEPT
construction set

DOOR TYPES:



HARDWARE SETS:

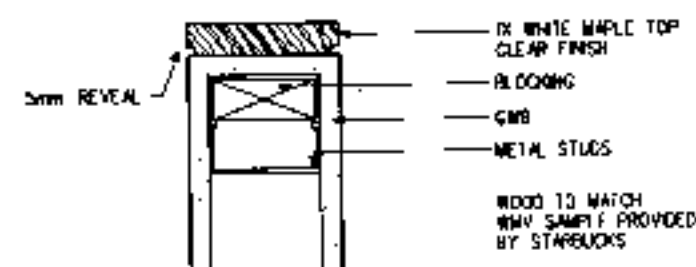
- SET #1
 - (1) DOOR LOCK
 - (2) MORTISE CYLINDER
 - (3) INTERCHANGEABLE CORE COMBINATION
 - (4) STORE KEYS
- SET #2
 - (1) CYLINDRICAL LOCKING BRACKET
 - (2) INTERCHANGEABLE CORE COMBINATION
 - (3) STORE KEYS
 - (4) DOOR HINGES 4.5 x 4.5 INRP
 - (5) DOOR PULL HANDLE
 - (6) SIGN THIS DOOR TO REMAIN UNLOCKED
 - (7) DOOR CLOSURE
 - (8) DOOR STOP WITH HOOK
 - (9) DOOR SWEEP 36"
 - (10) SPLIT ASTRAGAL 84"
 - (11) WEATHER STRIP 20"
 - (12) FLUSH BOLTS 17"
- SET #3
 - (1) CYLINDRICAL LOCKING BRACKET
 - (2) INTERCHANGEABLE CORE COMBINATION
 - (3) DOOR HINGES 4.5 x 4.5 INRP
 - (4) DOOR CLOSURE
 - (5) DOOR STOP WITH HOOK
 - (6) LOCK PLATE 10234
 - (7) RUBBER SILENCER
- SET #4
 - (1) CYLINDRICAL LOCKING BRACKET
 - (2) INTERCHANGEABLE CORE COMBINATION
 - (3) DOOR HINGES 4.5 x 4.5 INRP
 - (4) DOOR STOP WITH HOOK
 - (5) RUBBER SILENCER
- SET #5
 - (1) CYLINDRICAL PASSAGE LATCH
 - (2) DOOR HINGES 4.5 x 4.5 INRP
 - (3) DOOR STOP WITH HOOK
 - (4) RUBBER SILENCER
- SET #6
 - (1) EXIT DEVICE
 - (2) INTERCHANGEABLE CORE COMBINATION
 - (3) MORTISE CYLINDER
 - (4) DOOR VIEWER
 - (5) DOOR HINGES 4.5 x 4.5 INRP
 - (6) DOOR CLOSURE
 - (7) LOCK PLATE 10234
 - (8) DOOR SWEEP 36"
 - (9) WEATHER STRIP 17"
 - (10) DOOR BELL

GENERAL NOTES:

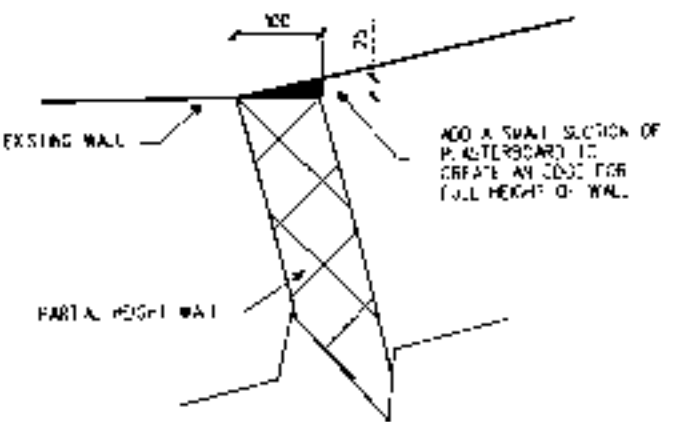
- (A) NUMERICAL NOTES NOT LISTED ARE NOT USED.
 - (B) FOR DOOR SCHEDULE AND FINISH SCHEDULES SEE SHEET SC2 AND SC3.
 - (C) SEE A7 SHEETS FOR CASWORK DETAILS.
- FLOOR PLAN NOTES:
- (1) ALL DOORS TO PROVIDE 800 MM MIN CLEAR OPENING WHEN OPENED TO 90 DEGREE POSITION UNLESS NOTED OTHERWISE.
 - (2) GC TO VERIFY ALL EXISTING DOORS, HARDWARE AND FRAMES MEET STARBUCKS AND/OR CODE REQUIREMENTS.
 - (3) GC TO PROVIDE FIRE TREATED WOOD STUD BLOCKING AS REQUIRED TO SUPPORT ANY WALL ATTACHMENTS.
 - (4) FOR DRYWALL ELEMENTS ABOVE 1800 MM AFF. SET SHALL A.S.D.
 - (5) SHOPPENTER TO CHECK ALL DIMS AND LEVELS ON SITE PRIOR TO COMMENCEMENT OF WORKS. ARCHITECT TO BE NOTIFIED OF ANY DISCREPANCIES.

BUILDING REGULATIONS:

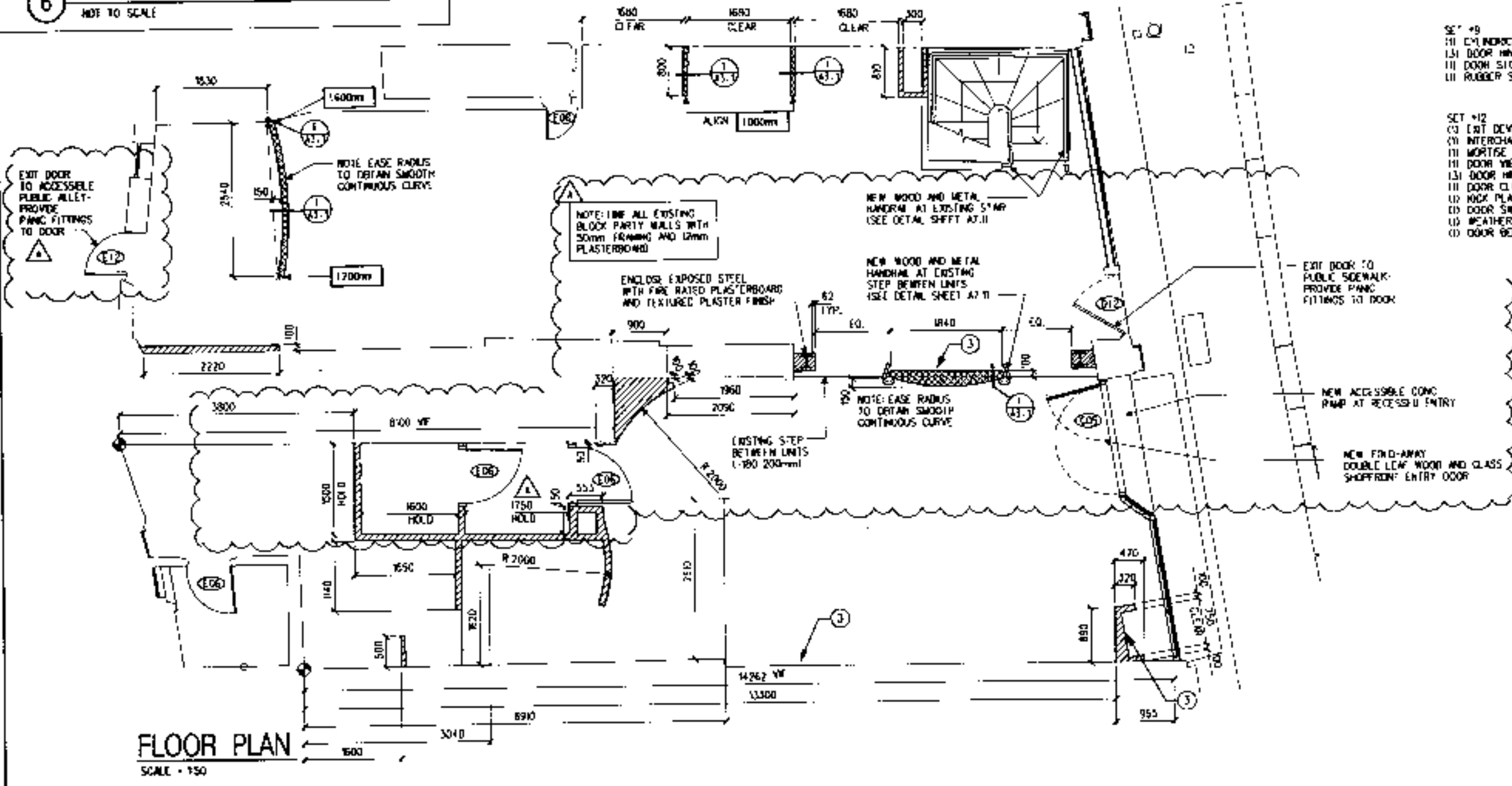
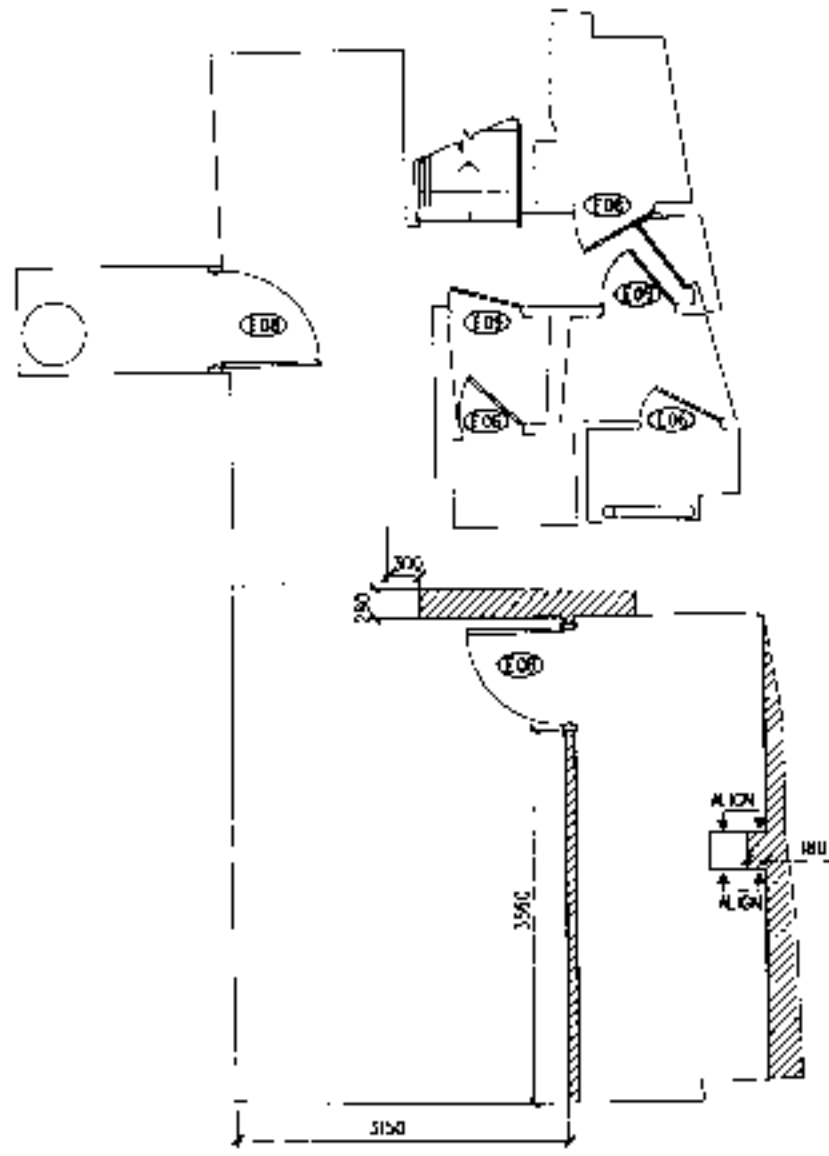
- SCOPE OF WORKS: CONVERSION OF EXISTING RETAIL UNIT TO COFFEE SHOP AND FIT OUT
- GENERAL NOTES:
- PART A. STRUCTURE:
ALL NEW CONSTRUCTION AND/OR ALTERATIONS, IF ANY, SHALL BE CARRIED OUT IN ACCORDANCE WITH THE FOLLOWING PROVISIONS AND/OR SPECIFICATION, IF APPROPRIATE.
- PART B. FIRE SAFETY:
ALL CONSTRUCTION COMPONENTS AND MEANS OF ESCAPE FOR SHOPS AND FOR UNIT WITHIN SHOPPING COMPLEXES SHALL COMPLY WITH THE FOLLOWING PROVISIONS IN THIS PART OF THE BUILDING REGULATIONS:
- PART B1: MEANS OF ESCAPE
- PART B2: INTERNAL FIRE SPREAD (FURNITURE)
- PART B3: INTERNAL FIRE SPREAD (STRUCTURE)
- PART B4: EXTERNAL FIRE SPREAD
- PART B5: ACCESS AND FACILITIES FOR THE FIRE SERVICE.
- PART C. VENTILATION:
ALL SHOPS SHALL COMPLY WITH THE REQUIREMENTS FOR VENTILATION SET OUT IN PART F SECTION 2 FOR NON-DOMESTIC BUILDINGS.
- PART D. HYGIENE:
ALL SHOPS SHALL COMPLY WITH THE FOLLOWING RELEVANT REQUIREMENTS FOR HYGIENE SET OUT IN BUILDING REGULATIONS:
- PART G1: SANITARY CONVENIENCES AND WASHING FACILITIES.
- PART G3: HOT WATER STORAGE.
BS 6840: PART 1 CODE OF PRACTICE FOR THE SCALE OF PROVISIONS, SELECTION AND INSTALLATION OF SANITARY APPLIANCES.
- PART H: DRAINAGE AND WASTE DISPOSAL:
ALL SHOPS SHALL COMPLY WITH THE FOLLOWING RELEVANT REQUIREMENTS FOR DRAINAGE AND WASTE DISPOSAL SET OUT IN THE BUILDING REGULATIONS.
- PART H1: SANITARY PIPE WORK AND DRAINAGE.
THE FOLLOWING TRAP SIZES AND SEAL DEPTHS TO APPLIANCES SHALL NOT BE LESS THAN:
- | APPLIANCE | TRAP DIAMETER | DEPTH |
|---------------------------|---------------|-------|
| WASH BASIN | 32MM | 75MM |
| SPRINKLER/CLEANER SINK | 40MM | 75MM |
| FOOD WASTE DISPOSAL UNITS | 40MM | 75MM |
| URINAL BOWLS | 40MM | 75MM |
| WC PANS | 100MM | 75MM |
- ALL BRANCHES SHALL COMPLY WITH TABLE 3 FOR LENGTHS, SIZES AND FALLS.
- PART K. STAIRS, RAMPS AND GUARDS:
ALL STAIRS, RAMPS AND GUARDING IN SHOPS SHALL COMPLY WITH THE RELEVANT REQUIREMENTS SET OUT IN THIS SECTION OF THE BUILDING REGULATIONS.
- PART L. ACCESS AND FACILITIES FOR DISABLED PEOPLE:
THIS SECTION OF THE BUILDING REGULATIONS WILL APPLY IN FULL RESPECTS AS APPROPRIATE FOR EACH SITE. REFER TO THE DRAWN INFORMATION.
- PART M. GLAZING MATERIALS, PROTECTION:
ALL GLAZING SHALL COMPLY WITH THE REQUIREMENTS OF BUILDING REGULATIONS REFER TO THE DRAWN INFORMATION.



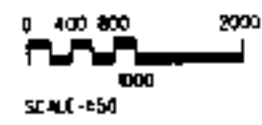
1 PARTIAL HEIGHT WALL WOOD TOP CAP
NTS SECTION



6 PAINT TRANSITION CORNER
NOT TO SCALE



74X0003083



SITE ADDRESS:
60&61 HIGH STREET
HAMPSTEAD
LONDON NW3

COUNTRY:
UNITED KINGDOM

PROJECT NO. 8659-001
CONCEPT: BREW
ISSUE DATE: 23 AUGUST 2000
PM: RORY HARTE
SD: RONALD RACHE
JC: K. HANCOCK

SCALE: 1:50
(DO NOT SCALE DRAWINGS)

DRAWING TITLE:

DRAWING NUMBER:
A3.1a

PROJECT CODE: 865901



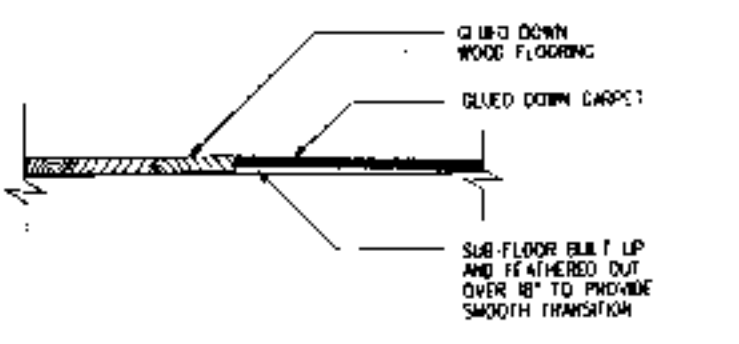
STARBUCKS
COFFEE COMPANY

19 Parkway Road, Farnham, Surrey
London SW16 4TJ
United Kingdom
01753 726 4200

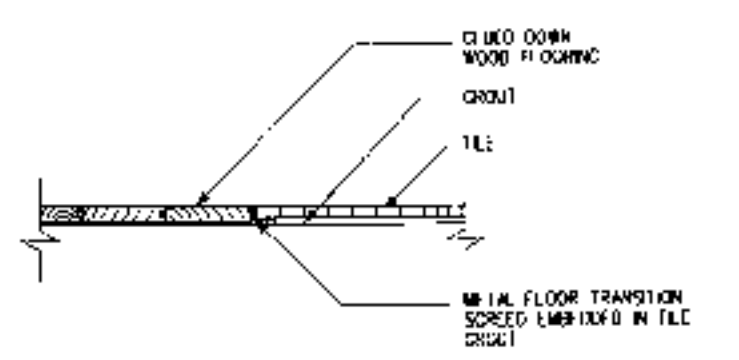
THIS PLAN AND SPECIFICATIONS AS WELL AS STARBUCKS NAME AND LOGO, TRADEMARKS AND DESIGN ARE THE EXCLUSIVE PROPERTY OF STARBUCKS CORPORATION AND INDUSTRY CO. REPRODUCTION OR USE OF THESE MATERIALS WITHOUT THE WRITTEN PERMISSION OF STARBUCKS CORPORATION IS STRICTLY PROHIBITED.

CONSTRUCTION SET
05 SEPT 00

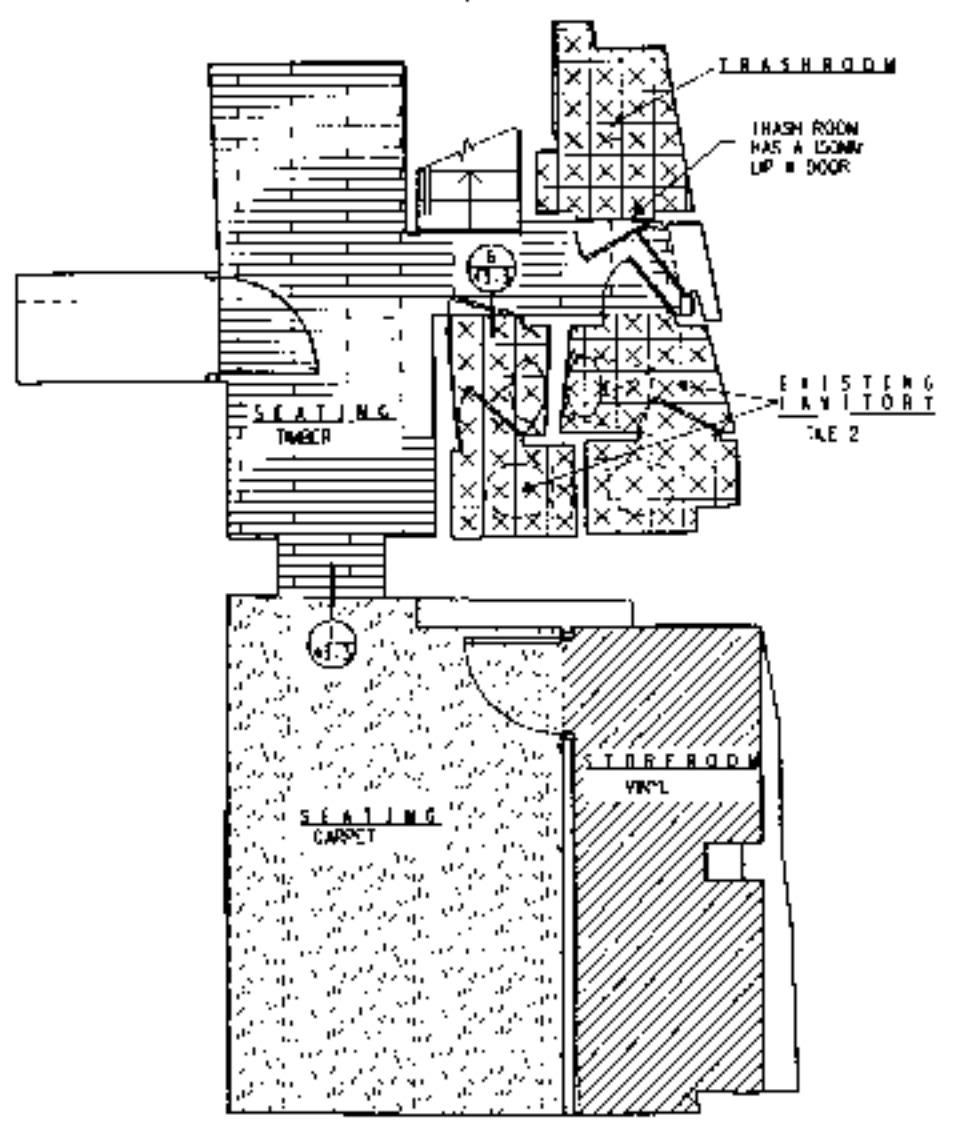
REV DATE
5 SEPT
construction set:



1 WOOD / CARPET TRANSITION
SCALE - NTS



6 WOOD / TILE TRANSITION
SCALE - NTS



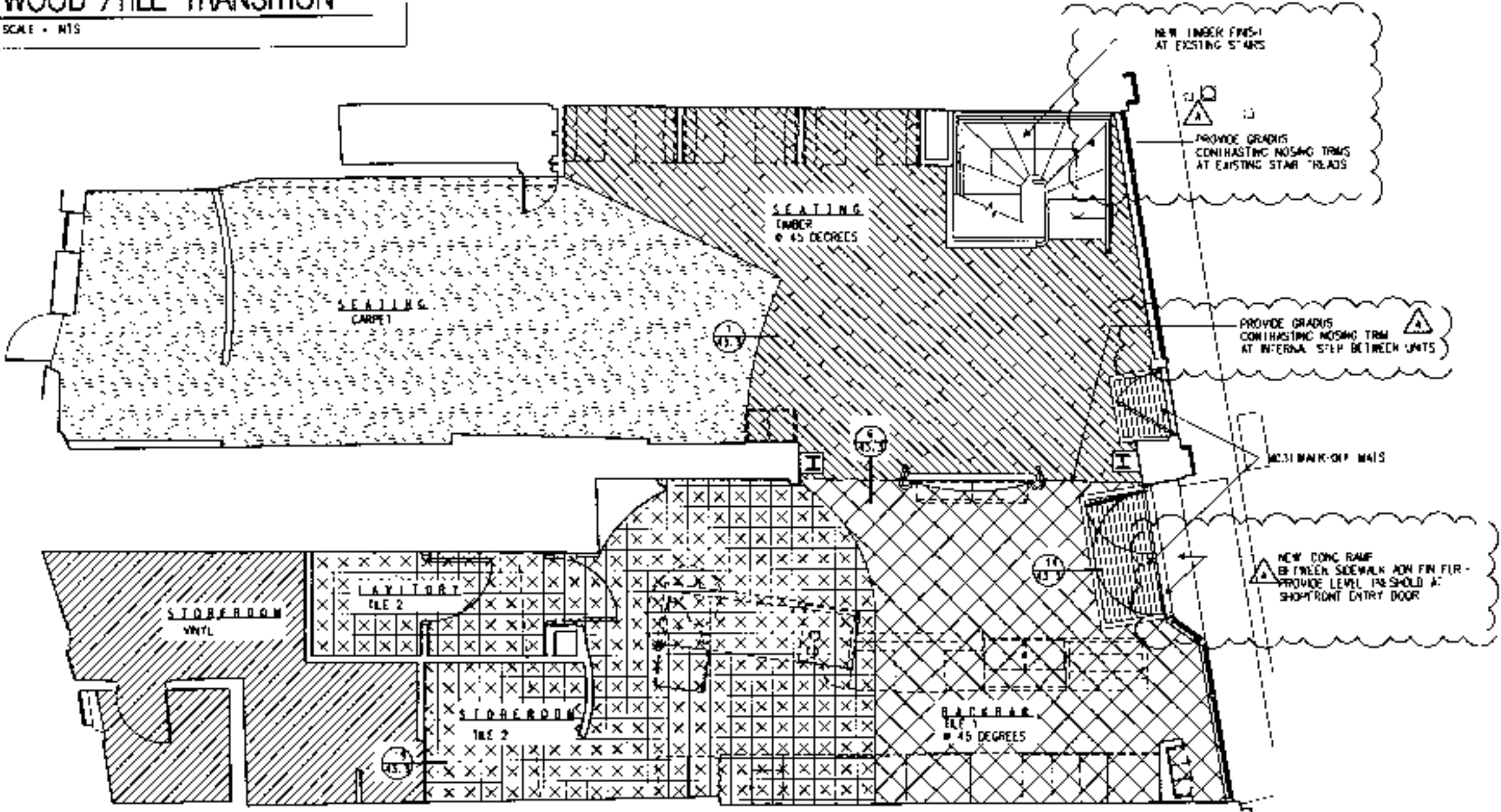
| FLOOR FINISH | NO. | DESCRIPTION | MATERIAL | MANUFACTURER | TYPE/COLOR | REMARKS |
|-------------------|-------|-----------------|------------------|----------------------|--------------------|--|
| 22 M ² | T1 | RETAL | CERAMIC TILE | YORKSHIRE TILE | NERO | 330 x 330 |
| 36 M ² | T2 | RETAL | CERAMIC TILE | YORKSHIRE TILE | COFFEE | 300 x 300 |
| 23 M ² | TB | STOREROOM FLOOR | VINYL | NITRO | GREY | BY GC |
| | BT | RETAL BASE | CERAMIC TILE | YORKSHIRE TILE | NERO | 170 LINEAL METERS BASE TYP. 40 x 40 IN. 4.0 OUT CORNERS |
| | B2 | STOREROOM BASE | VINYL | NITRO | GREY | BY GC |
| | G1 | RETAL | TILE GROUT | | | BY GC |
| 41 M ² | WO | RETAL | WOOD | 4HARS | OAK MONTICARLO | 3-STRIP OILED FORTRESS IN LAM. AREAS ONLY. PASS 3 DOC. FC-30 |
| 116 SQYDS | CP1 | RETAL | CARPET | BRUSH CARPET SYSTEMS | VINYL MATS 15'x15' | SUPPLIED BY OWNER BRUSHED STAINLESS STEEL EDGE TRIM BY GC |
| 2 QTY | M 031 | WALK-OFF MAT | SYNTHETIC RUBBER | DURO MAT | G-CARBON | |

GENERAL NOTES

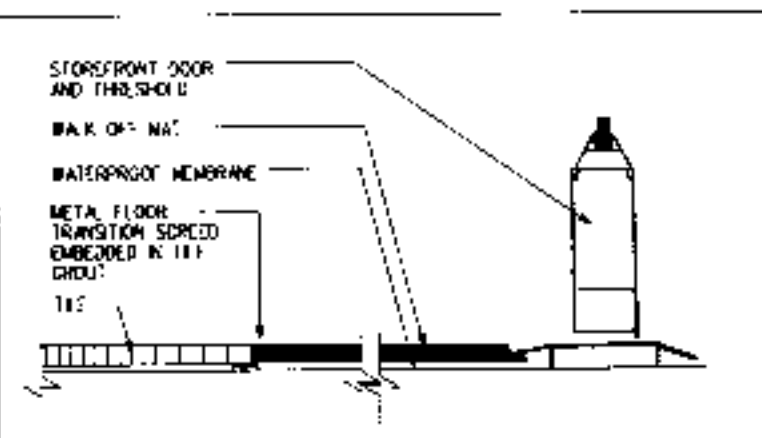
- (A) NUMERICAL NOTES NOT LISTED ARE NOT USED
- (B) FOR COMPLETE FINISH SCHEDULE, SEE SHEET 003.

FLOOR FINISH NOTES

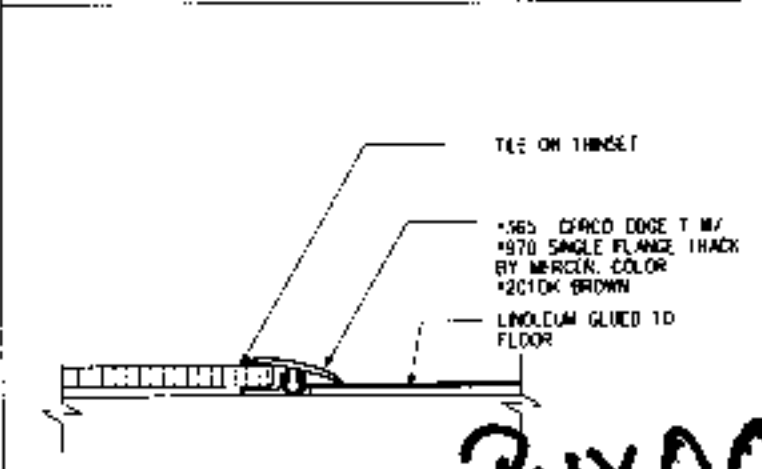
- (1) STARBUCKS IS SUPPLYING RETAL FLOOR TILE AND SORTING GC TO INSTALL. GC TO SUPPLY SUBSTRON TILE AND SORTING AND INSTALL GC TO SUPPLY AND INSTALL MORTAR, ADHESIVE AND GROUT. GC TO INSPECT ALL TILES AND REPORT DAMAGED OR SUBSTANDARD TILES PRIOR TO INSTALLATION.
- (2) CARPET BARS TO BE SET AFTER TILE INSTALLATION.
- (3) PROVIDE GROUT JOINT OF 3 MM MAXIMUM DEVIATION OF TILE AND GROUT LINE OF 5 MM PER 1720 MM.
- (4) FOR ALL TILE AND/OR VINYL SORTING INSTALLATIONS AT CASEWORK MECHANICALLY SAND AND SCRAPE WOOD SUBSTRATE TO COMPLETELY REMOVE ALL FINISH. TRIM ON A PRIMER COAT OF MAPLE 1 1/2" X 1/8" GRIT ADHESIVE AND ALLOW TO AIR DRY. APPLY NOTCHED TROWEL COAT OF KH 500 ADHESIVE AND INSTALL TILE PER SPECIFICATIONS.
- (5) CORNERS AND EDGES OF TILE TO BE BULLNOSE. NO OUTSIDE GROUT CORNERS OR RAW TILE EDGES ARE ALLOWED.
- (6) TILE SORTING AND THRESHOLD GROUT JOINTS TO ALIGN WITH TILE FLOOR GROUT JOINTS.
- (7) BULLNOSE THE SORTING TO EXTEND INTO BACK BAR AREA BY MIN OF TWO TILES.
- (8) REMOVAL OF EXCESS GROUT WILL BE DONE WITH WATER. THE USE OF SULFURIC OR NITRIC ACID IS PROHIBITED. IF THESE ACIDS ARE USED, THE INSTALLER WILL BE REQUIRED TO REMOVE THE ACID AND RESTORE THE GROUT AT THEIR EXPENSE.
- (9) ALL WALLS AND CASEWORK BUT IN 5/106 CK. RECEIVE BASE AS NOTED.
- (10) CARPET IS STARBUCKS PROVIDED AND GC INSTALLED.
- (11) WALK OFF MATS ARE GC INSTALLED AND SUPPLIED.
- (12) HEAT SEAL ALL OUT CARPET EDGES.



FLOOR FINISH PLAN

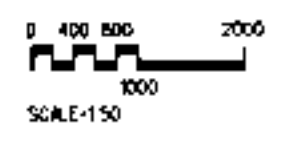


14 TILEWALK OFF MAT
SCALE - 6" = 1'-0"



18 TILE/LINOLEUM TRANSITION
SCALE - 6" = 1'-0"

74X0003083





© 2000 STARBUCKS CORPORATION

**STARBUCKS
COFFEE COMPANY**
11 Heathway Road, Pipers Green
London SW6 4TL
United Kingdom
(077) 791 4689

THIS PLAN AND SPECIFICATIONS, AS WELL AS
STARBUCKS NAME AND LOGO, TRADEMARK AND
DESIGN ARE THE EXCLUSIVE PROPERTY OF
STARBUCKS CORPORATION. ANY REPRODUCTION,
MODIFICATION, DISTRIBUTION OR USE OF
THIS MATERIAL OR ANY PORTION OF THEM
WITHOUT STARBUCKS CORPORATION'S WRITTEN
CONSENT IS STRICTLY PROHIBITED.

CONSTRUCTION SET
05 SEP 00

REV DATE
3-SEP construction set

SITE ADDRESS:
60&61 HIGH STREET
HAMPSTEAD
LONDON NW3
COUNTRY:
UNITED KINGDOM

PROJECT NO. 8659-001
CONCEPT: BREW
ISSUE DATE: 23 AUGUST 2000
PM: RORY HARTE
SD: RONALD RAICHE
JC: K. HANCOCK

SCALE: 1:50
(DO NOT SCALE DRAWINGS)

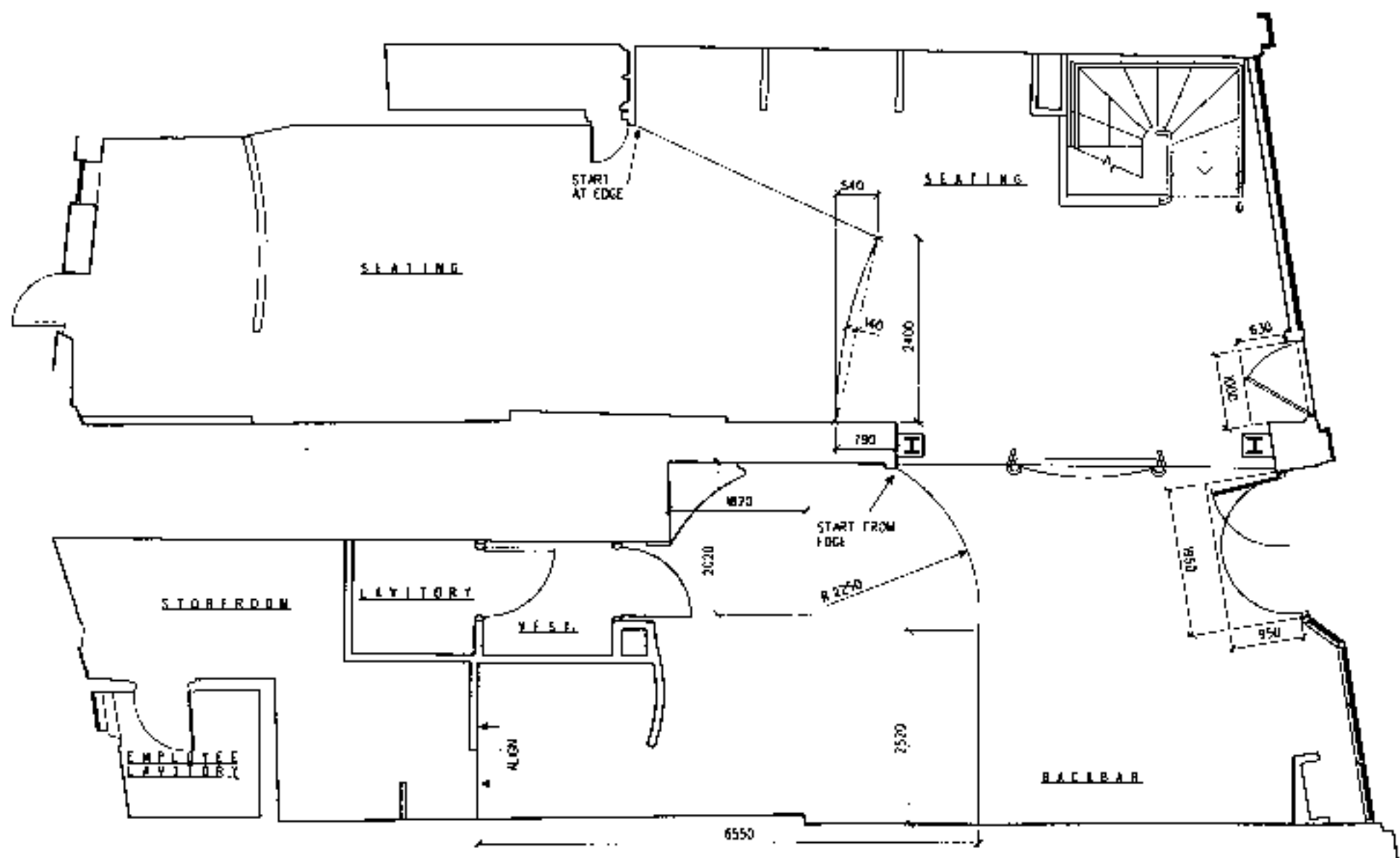
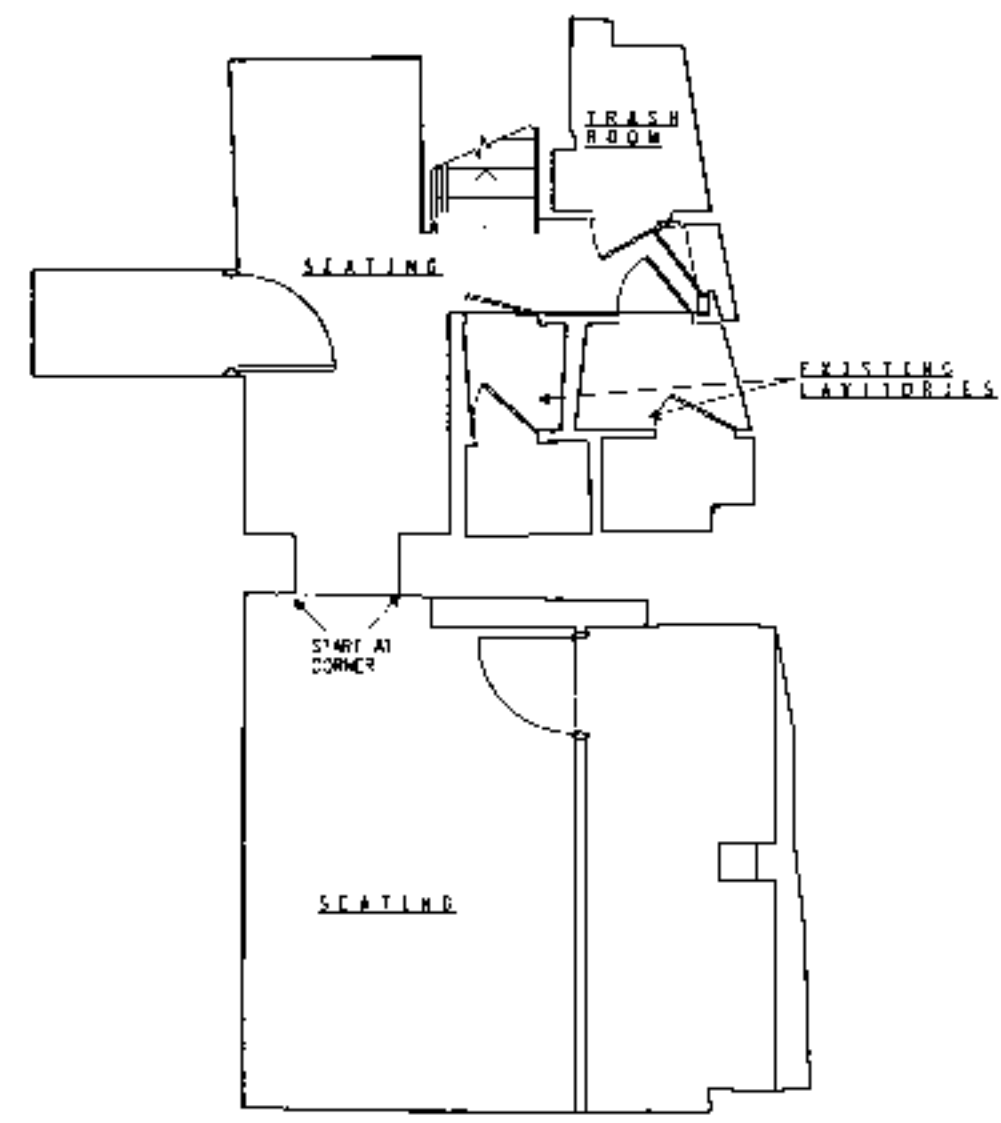
DRAWING TITLE:

FLOOR FINISH
DIMENSION PLAN

DRAWING NUMBER:
A3.4

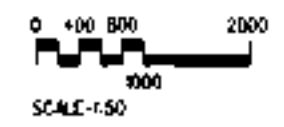
PROJECT CODE: 865901

GENERAL NOTES
A NUMERICAL NOTES NOT LISTED ARE NOT USED.
B FOR COMPLETE FINISH SCHEDULE, SEE SHEET 5C3
FLOOR FINISH NOTES



FLOOR FINISH DIMENSION PLAN

PWX0003083



SCALE: 1:50



© 1996 Starbucks Corporation

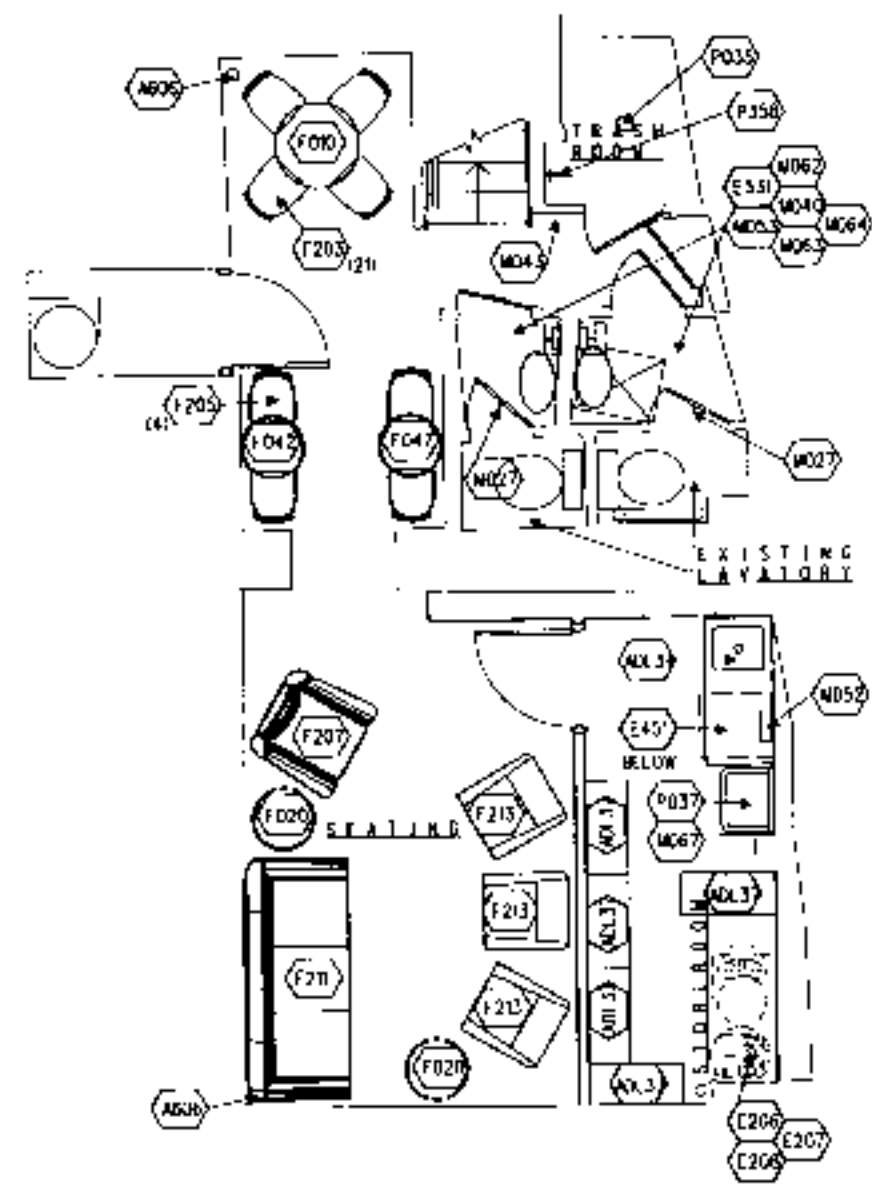
STARBUCKS COFFEE COMPANY

11 Hedderley Road, Parsons Green
London W8 4TU
United Kingdom
(011) 781 4000

THIS PLAN AND SPECIFICATIONS, AS WELL AS STARBUCKS NAME AND LOGO, TRADEMARKS AND DESIGN ARE THE EXCLUSIVE PROPERTY OF STARBUCKS COFFEE COMPANY. ANY REPRODUCTION, STORAGE, TRANSMISSION, AND/OR USE OF THIS DOCUMENT IN ANY FORM OR BY ANY MEANS WITHOUT EXPRESS PERMISSION FROM STARBUCKS COFFEE COMPANY IS STRICTLY PROHIBITED.

CONSTRUCTION SET
05 SEPT 00

REV DATE
3-SEP-01
construction set



FURNITURE SCHEDULE:

| ITEM# | QTY | DESCRIPTION |
|-------|-----|-------------|
|-------|-----|-------------|

TABLES

| | | |
|------|---|--------------------|
| F004 | 6 | TABLE NATURAL 24" |
| F010 | 2 | TABLE NATURAL 32" |
| F020 | 7 | VENGE SIDE TABLE |
| F047 | 2 | TALL TABLE NAT 24" |

CHAIRS

| | | |
|------|----|----------------------|
| F002 | 21 | SIDE CHAIR NATURAL |
| F205 | 4 | STUOL NATURAL |
| F207 | 5 | LOUNGE CHAIR - BROWN |
| F211 | 2 | SLIP A - BROWN |
| F213 | 6 | ARMCHAIR - BROWN |

MISC

| | | |
|------|---|-----------------------|
| F000 | 1 | MANAGER'S DESK |
| F002 | 1 | SHELVING AT WORK DESK |
| F003 | 1 | FILE HOLDER / CART |

ACCESSORIES

| | | |
|------|---|--------------------------|
| F000 | 1 | TABLE BASE - 18 INCH DIA |
| F000 | 2 | TABLE TABLE BASE W/ WING |

EQUIPMENT SCHEDULE:

| ITEM# | QTY | DESCRIPTION |
|-------|-----|-------------|
|-------|-----|-------------|

GRINDING

| | | |
|------|---|-------------------------|
| E001 | 1 | GRINDER - REGULAR 18 OZ |
| E002 | 1 | KNICK BOX W/ GASKET |
| E004 | 1 | GRINDER COFFEE |

BREWING

| | | |
|------|---|--------------------------------|
| E102 | 1 | BREWER - TWIN ESPRESSO MACHINE |
| E171 | 1 | ESPRESSO MACHINE 4 GROUP |
| E100 | 1 | JEL. PANAN DRINK JK |

WATER SYSTEMS

| | | |
|------|---|----------------------------|
| E206 | 1 | WATER SYSTEM TO SEEDPOND |
| E207 | 1 | WATER SYSTEM C - SALT TANK |
| E208 | 1 | WATER SYSTEM C - SALT TANK |

REFrigeration

| | | |
|------|---|---------------------------|
| E301 | 1 | UNDER COUNTER REFRIG |
| E303 | 1 | ICE MACHINE (AIR - COOL) |
| E308 | 1 | ICE MACHINE (AIR - COOL) |
| E330 | 2 | UNDER COUNTER REFRIG |
| E349 | 1 | PANTRY CASE 1200 AND 1200 |
| E350 | 1 | PANTRY CASE 1200 AND 1200 |
| E307 | 1 | WARM REACH IN REFRIG JK |

DISHWASHERS

| | | |
|------|---|------------|
| E401 | 2 | DISHWASHER |
|------|---|------------|

MISC

| | | |
|------|---|---------------------------|
| E520 | 3 | INSTA HOT TAP |
| E531 | 4 | HAND DRYER |
| E532 | 2 | DISINFECTANT |
| E533 | 1 | SOAP W/ TOWER READJUST |
| E544 | 1 | SAFETY AT MUR'S DESK INTL |

MISCELLANEOUS SCHEDULE:

| ITEM# | QTY | DESCRIPTION |
|-------|-----|-------------|
|-------|-----|-------------|

MISC

| | | |
|------|---|------------------------------|
| M012 | 1 | CONDIMENT TRASH CRIP |
| M014 | 1 | KNICK BOX W/ GASKET |
| M015 | 1 | KNICK BOX PLEXI SHIELD |
| M017 | 2 | MOCHA PUMP CONTAINER |
| M018 | 1 | BEAN DRAWER LINER AT KI |
| M019 | 2 | LOCKERS - STD 10 COMPARTMENT |
| M020 | 1 | OGAT RACK |
| M027 | 4 | COAT HOOK |
| M031 | 2 | 24 X 48 WALK OFF MAT |
| M034 | 6 | 24 OZ CUP HOLDER |
| M035 | 4 | 12 OZ CUP HOLDER |
| M040 | 1 | WKS/WOMENS SIGNAGE |
| M041 | 4 | UNISEX SIGNAGE |
| M043 | 5 | 1 LB EXTINGUISHER |
| M046 | 1 | KEYBOARD TRAY |
| M047 | 1 | BULLETIN BOARD |
| M049 | 1 | FILE CABINET |
| M052 | 4 | PAPER TOWEL DISP |
| M053 | 5 | SOAP DISPENSER WALL MTD |
| M054 | 1 | SOAP DISPENSER DISK MTD |
| M057 | 2 | MIRROR |
| M063 | 4 | TOILET PAPER DISPENSER |
| M067 | 2 | MOP RACK |
| M115 | 1 | UNDERMOUNT TAP TRIP ASSEMBLY |
| M117 | 1 | READING PAD FRAME |
| M127 | 6 | HAND VINYL BARK BRDM |
| M131 | 6 | HAND VINYL SEAT BRDM |

ADDITIONAL ITEMS

| | | |
|-------|---|---------------------|
| AD 11 | 1 | GRAB BAR SET |
| AD 17 | 1 | METAL SHELVING UNIT |

PLUMBING SCHEDULE:

| ITEM# | QTY | DESCRIPTION |
|-------|-----|-------------|
|-------|-----|-------------|

FIXTURES

| | | |
|------|---|----------------------|
| P002 | 1 | DRINK WELL |
| P004 | 1 | WATER STATION |
| P011 | 1 | FLOOR DRAIN |
| P017 | 2 | MOP SINK (INTL) |
| P018 | 2 | TOILET INTERNATIONAL |
| P020 | 1 | WORK SINK |
| P021 | 1 | HAND SINK |

FAUCETS

| | | |
|------|---|-------------------|
| F302 | 1 | DRINK WELL FAUCET |
| F303 | 1 | WORK SINK FAUCET |
| F304 | 1 | HAND SINK FAUCET |
| F309 | 1 | HOUSE BBT |

ADDITIONAL ITEMS

| | | |
|-------|---|---------------------------|
| AD 14 | 2 | 1 COMP SINK W/ DRINKBOARD |
| AD 18 | 2 | LAVATORY W/ TAP |

AUXILIARY SYSTEMS SCHEDULE:

| ITEM# | QTY | DESCRIPTION |
|-------|-----|-------------|
|-------|-----|-------------|

AUXILIARY SYSTEMS

| | | |
|------|---|-------------------------|
| A001 | 1 | PHONE LINE SYSTEM |
| A002 | 1 | PHONE - 2 LINE SYSTEM |
| A004 | 1 | MANAGERS PC WORKSTATION |
| A006 | 1 | A. ARM SYSTEM |
| A007 | 2 | POS REGISTER |
| A010 | 1 | MUSIC SYSTEM KIT |

ACCESSORIES

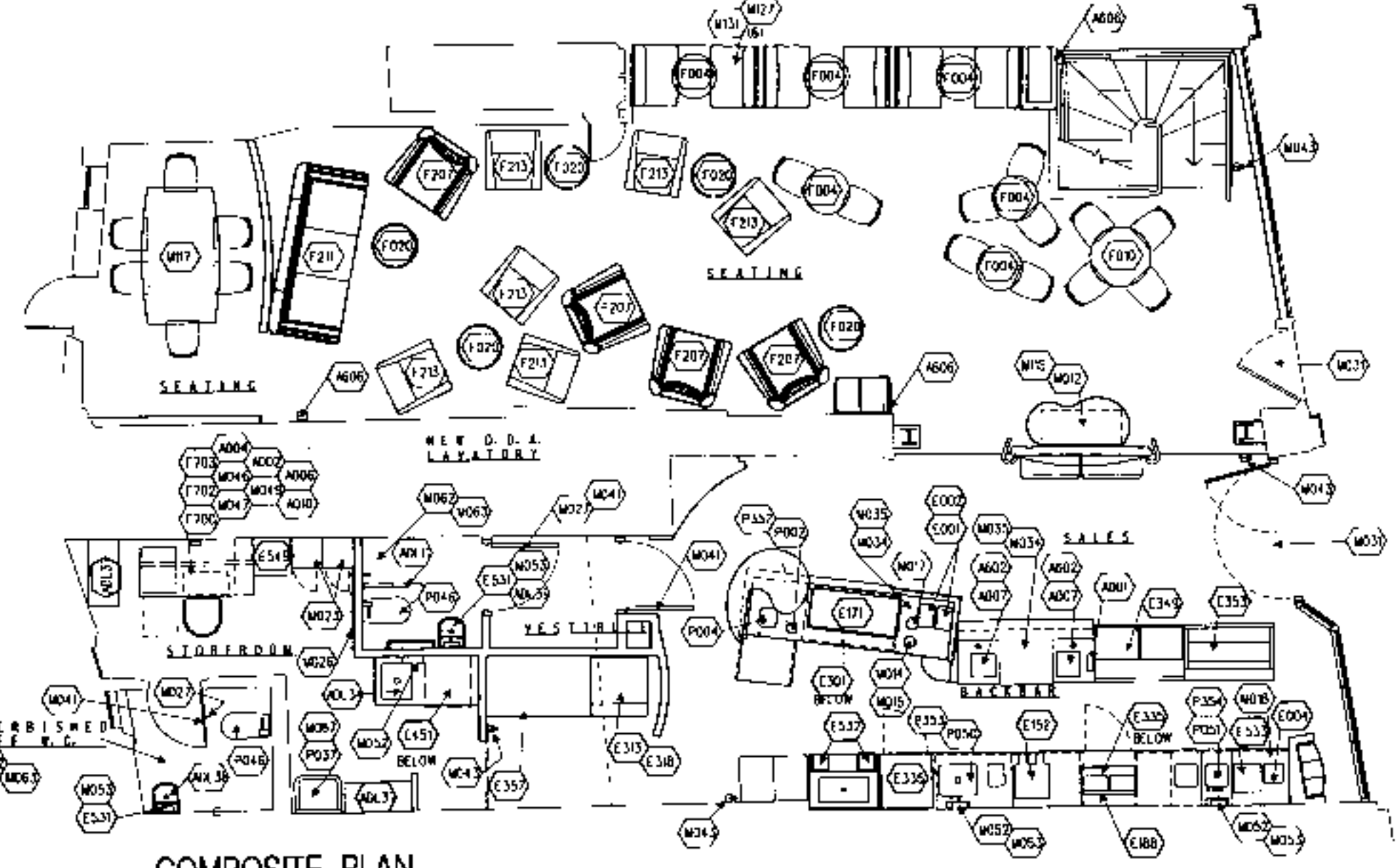
| | | |
|------|---|------------------------|
| AB02 | 4 | POS BANK |
| AB05 | 5 | INDOOR/OUTDOOR SPEAKER |

GENERAL NOTES:

- (A) NUMERICAL NOTES NOT LISTED ARE NOT USED.
- (B) FOR TAGGING OF WALL HUNG ART, SEE ELEVATION SHEETS.

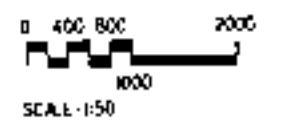
COMPOSITE PLAN NOTES:

- (1) FOR COMPLETE SCHEDULES INCLUDING SUPPLY RESPONSIBILITY, SEE SHEETS S01 THROUGH S03.
- (2) THE SPACE IS SERVED BY THE MUNICIPAL WATER AND SEWER SYSTEM UNLESS OTHERWISE NOTED.
- (3) HAZARDOUS PRODUCTS TO BE PHYSICALLY SEPARATED FROM STORAGE OF NON-HAZARDOUS OR TOXIC PRODUCTS.
- (4) EACH HANDWASHING SINK WILL HAVE A SOAP DISPENSER, TOWEL AND SOAP DISPENSER.
- (5) ALL EQUIPMENT TO STAND A MIN OF 150 MM OFF FLOOR AND/OR COUNTER.
- (6) EQUIPMENT UNITS SHALL CONTAIN NO EXPOSED THREADED EMBELLISHMENTS OR OVERHANGING EDGES THAT SERVE AS PLACES FOR ACCUMULATION OF DIRT, OIL AND DEBRIS.
- (7) ALL HAND SINKS TO HAVE A COMBINATION FAUCET OR PREMIXING FAUCET.
- (8) SHOWERIT TO SECURE LOCKERS TO WALL AND/OR FLOOR.
- (9) SHOWERIT TO SUPPLY AND LOCATE WATER AND CHEMICAL FIRE EXTINGUISHER PER LOCAL FIRE AUTHORITY.
- (10) SHOWERIT TO SUPPLY AND LOCATE THE FOLLOWING MISCELLANEOUS EQUIPMENT: 1700 MANAGERS DESK 1702 MANAGERS WALL MOUNTED SHELVING 1703 LOCKERS 1704/1705 HOOKS 1706/1707 HANGING UNIT 1708/1709 LAVATORY SINKAGE 1710 KEYBOARD TRAY 1711 SOAP DISPENSERS 1712/1713 TOWEL DISPENSERS 1714 MIRROR 1715 TOILET PAPER DISPENSERS 1716 TOILET PAPER DISPENSERS 1717 GRAB BAR SET FOR ADA TOILET ROOM
- (11) SHOWERIT TO SUPPLY AND LOCATE THE FOLLOWING PLUMBING EQUIPMENT: 1718 LAVATORY SINK AND FAUCET 1719 MOP SINK 1720 TOILET 1721 1 COMPARTMENT SINK AND FAUCET
- (12) THE FOLLOWING ITEMS ARE SUPPLIED AND LOCATED AFTER TURNOVER BY STORE MANAGER: 1722 BULLETIN BOARD 1723 FILE CABINET



COMPOSITE PLAN

PUX0003083



SITE ADDRESS:
608&1 HIGH STREET
HAMPSTEAD
LONDON NW3

COUNTRY:
UNITED KINGDOM

PROJECT NO. 8659-001
CONCEPT: BREW
ISSUE DATE: 23 AUGUST 2000
PM: ROBY HARTE
SD: RONALD RAICHE
JC: K. HANCOCK

SCALE: 1:50
(DO NOT SCALE DRAWINGS)

DRAWING TITLE:
COMPOSITE PLAN

DRAWING NUMBER:
A4.0

PROJECT CODE: 865901



STARBUCKS
COFFEE COMPANY
11 Heathway Road, Petersen Green
London SW6 4TJ
United Kingdom
020 731 4500

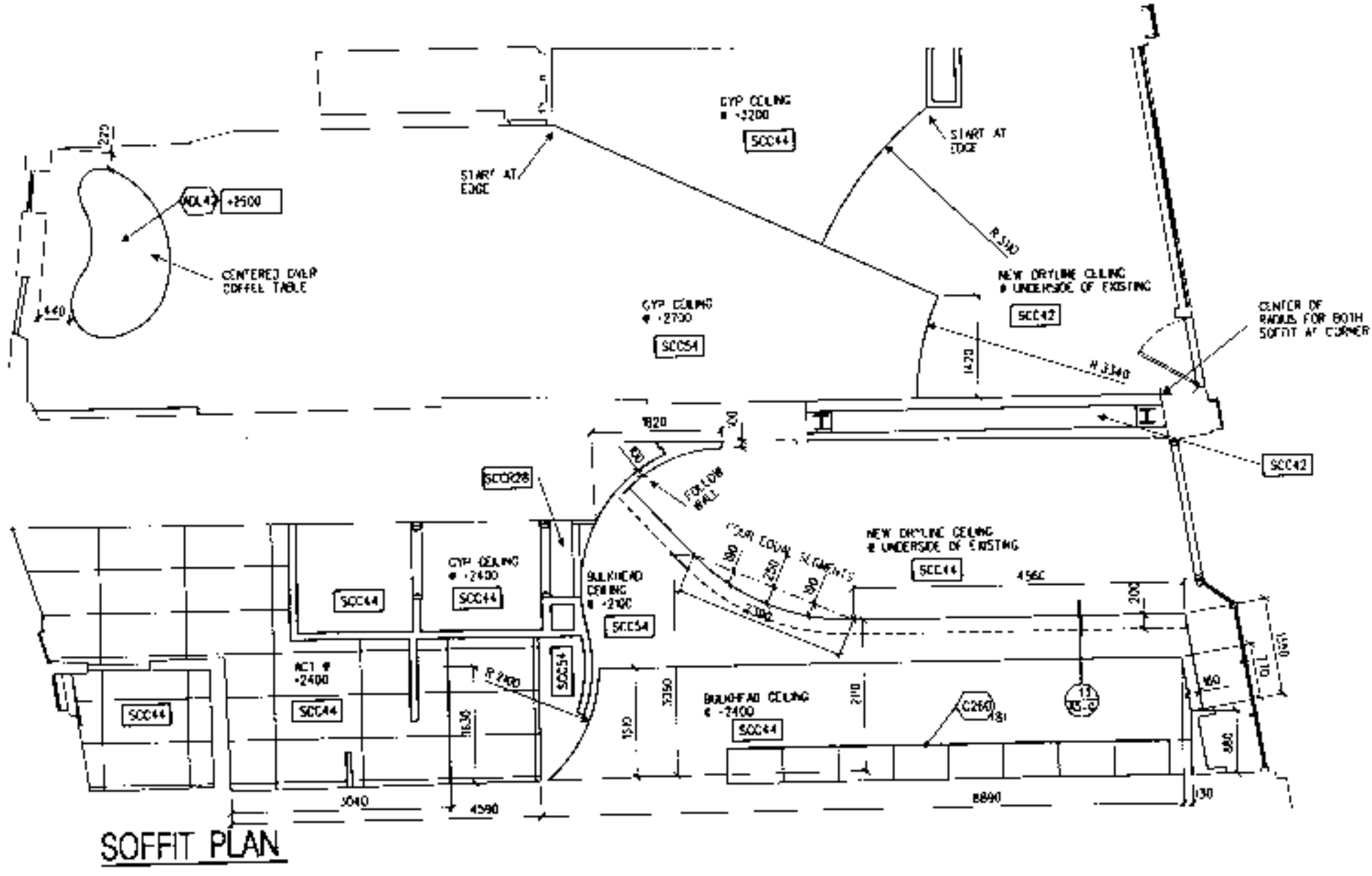
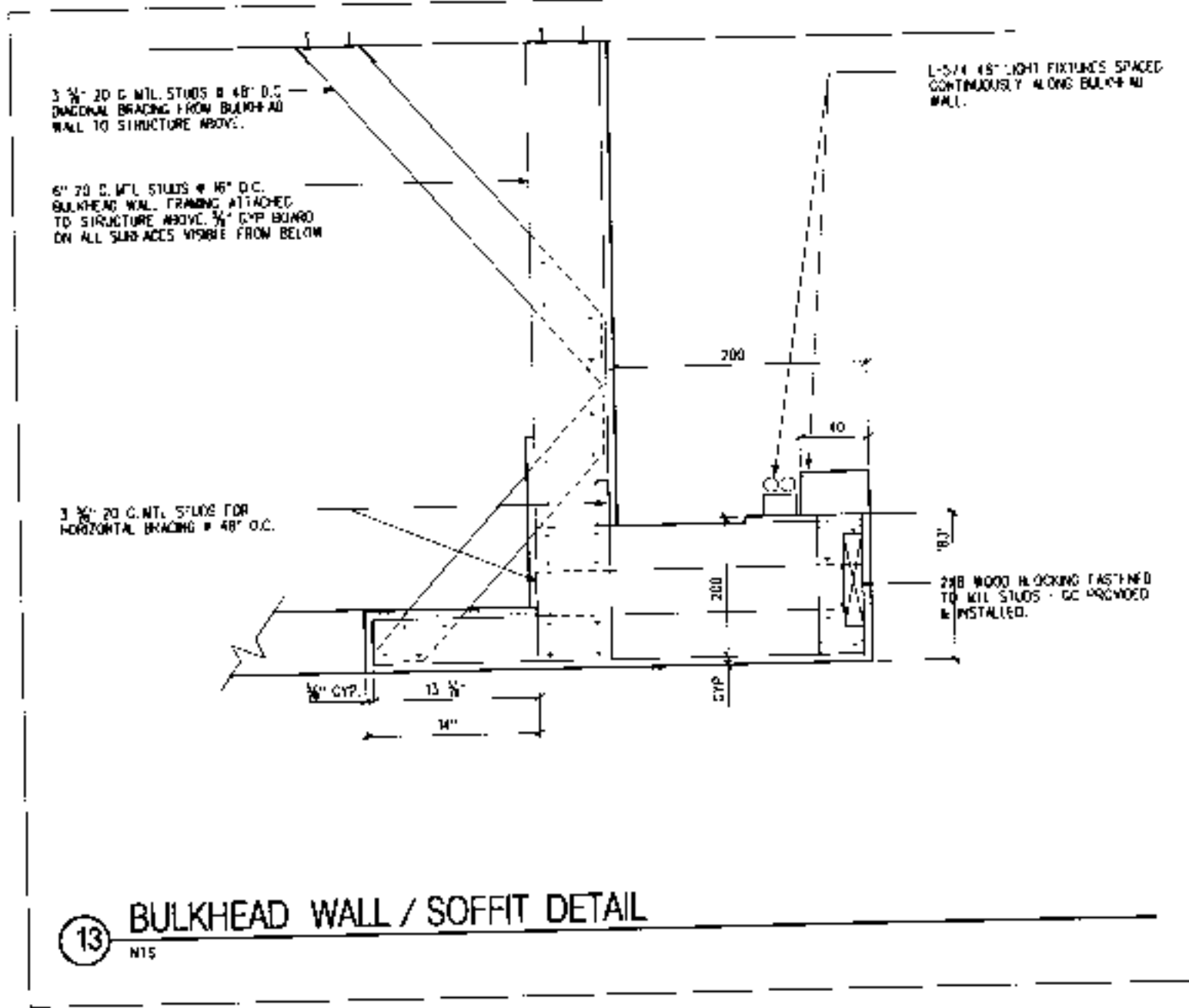
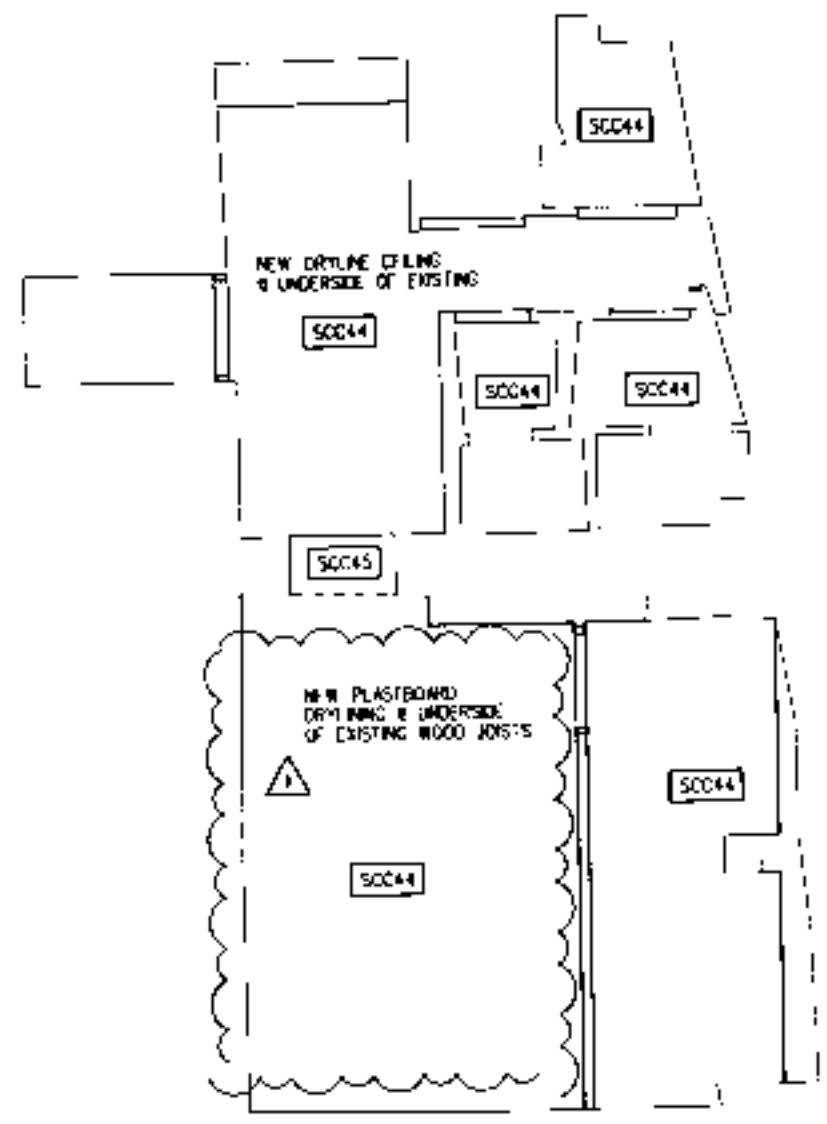
THESE PLANS AND SPECIFICATIONS ARE THE PROPERTY OF STARBUCKS COFFEE COMPANY AND ARE TO BE USED ONLY FOR THE PROJECT AND SITE SPECIFICALLY IDENTIFIED HEREIN. NO REPRODUCTION, MODIFICATION OR OTHER USE OF THESE MATERIALS ARE PERMITTED WITHOUT THE WRITTEN CONSENT OF STARBUCKS COFFEE COMPANY. ALL RIGHTS RESERVED.

CONSTRUCTION SET
05 SEPT 00

REV DATE
3-SEP-01
construction set

- GENERAL NOTES**
- (A) NUMERICAL NOTES NOT LISTED ARE NOT USED.
 - (B) SEE SHEET SC3 FOR CEILING FINISH SCHEDULE.

- REFLECTED CEILING PLAN NOTES**
- (1) PROVIDE CROWN OR TRIM AT ALL CEILING PENETRATIONS FOR FIXTURES/SUPPORTS.



P2X0003083

SITE ADDRESS
60&61 HIGH STREET
HAMPSTEAD
LONDON NW3
COUNTRY
UNITED KINGDOM

PROJECT NO 8659-001
CONCEPT BREW
ISSUE DATE: 23 AUGUST 2000
PM: RORY HARTIE
SD: RONALD RANCHO
JC: K HANCOCK

SCALE: 1:50
(DO NOT SCALE DRAWINGS)

DRAWING TITLE:

SOFFIT PLANS

DRAWING NUMBER:
A5.1a

PROJECT CODE: 865901



© 1998 STARBUCKS CORPORATION

STARBUCKS COFFEE COMPANY
 11 Hawthorne Road, Petersham, Surrey, Middlesex, London SW19 4TJ, United Kingdom
 (01753) 732 4000

THESE PLANS AND SPECIFICATIONS ARE THE PROPERTY OF STARBUCKS COMPANY AND ARE TO BE USED ONLY FOR THE PROJECT AND SITE SPECIFICALLY IDENTIFIED HEREIN. ANY REPRODUCTION, MODIFICATION, OR OTHER USE OF THESE MATERIALS ON ANY PORTION OF THEM WITHOUT STARBUCKS COMPANY'S WRITTEN CONSENT IS STRICTLY PROHIBITED.

CONSTRUCTION SET
 03 SEP 00

REV DATE
 1-20-01 construction set

SITE ADDRESS
60&61 HIGH STREET HAMPSTEAD
 LONDON NW3
 COUNTRY
 UNITED KINGDOM

PROJECT NO: 8659-001
 CONCEPT: BREW
 ISSUE DATE: 23 AUGUST 2000 PM
 BY: RORY HARTIE
 SD: RONALD RANCHO
 JC: K. HANCOCK

SCALE: 1:50
 (DO NOT SCALE DRAWINGS)

DRAWING TITLE:
REFLECTED CEILING PLANS

DRAWING NUMBER:
A5.0a

PROJECT CODE: 865901

- GENERAL NOTES**
- (A) NUMERICAL NOTES NOT LISTED ARE NOT USED
 - (B) SEE SHEET S03 FOR CEILING FINISH SCHEDULE

- REFLECTED CEILING PLAN NOTES**
- (1) PROVIDE CHROMIUM OR TRIM AT ALL CEILING PENETRATIONS FOR FIXTURES/SUPPORTS.
 - (2) SPRINKLERS SHOWN ARE DESIGN INTENT ONLY. IF REQUIRED BY LOCAL CODE, GO TO PROVIDE 50MM RECESSED SPRINKLER HEADS BY POLISHED CHROME ESCUTCHEONS CENTERED IN ACI. GO TO SUBMIT SPRINKLER LAYOUT TO STARBUCKS FM FOR APPROVAL PRIOR TO INSTALLATION.
 - (3) ALL TRACKS TO BE SURFACE MOUNTED

LIGHTING SCHEDULE

| TEMP | QTY | DESCRIPTION |
|------|-----|-------------|
|------|-----|-------------|

PENDANTS/SUSPENSES

| | | |
|------|---|--------------------------|
| L011 | 1 | BSTORE HINGED YELLOW 50W |
|------|---|--------------------------|

TRACK & TRACK FIXTURES

| | | |
|------|----|-----------------------------|
| L146 | 1 | TRACK BLACK 15MM - UK |
| L147 | 8 | TRACK WHITE 15MM - UK |
| L149 | 3 | TRACK WHITE 335MM - UK |
| L151 | 2 | TRACK 1 KURE, 20MM WHITE UK |
| L152 | 2 | TRACK 1 KURE, 20MM BLACK UK |
| L153 | 42 | TRACK 1 KURE, 20MM WHITE UK |

INDIANI SIGNATURE FIXTURES

| | | |
|------|----|----------------------------|
| L110 | 1 | READ TILL FXT JRT |
| L117 | 3 | 27MM INCR RECESD BLK UK |
| L132 | 43 | 27MM INCR RECESD WHIT UK |
| L135 | 6 | 27MM INCR RECESD ADJ WH UK |
| L138 | 2 | 150MM INCR RECESD BLK UK |

FLUORESCENT FIXTURES

| | | |
|------|---|-------------------------|
| L162 | 4 | 7X2 SURFACE MOUNT |
| L163 | 3 | 2X4 FOR ACT |
| L172 | 3 | FLUORESCENT DN STRP 24" |
| L174 | 3 | FLUORESCENT DN STRP 48" |
| L177 | 4 | 48" UNDERCOUNTER LIGHT |

EMERGENCY FIXTURES

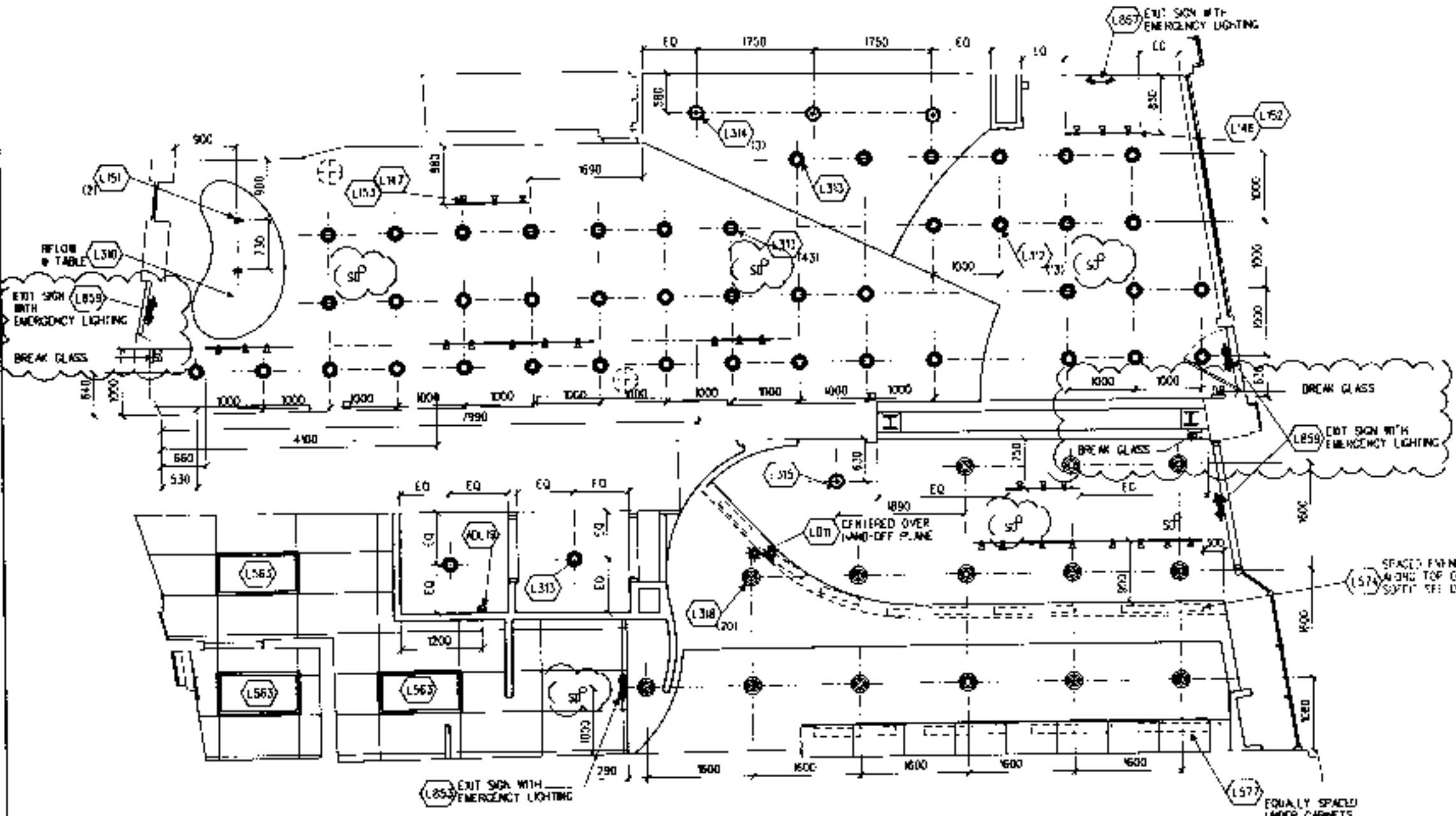
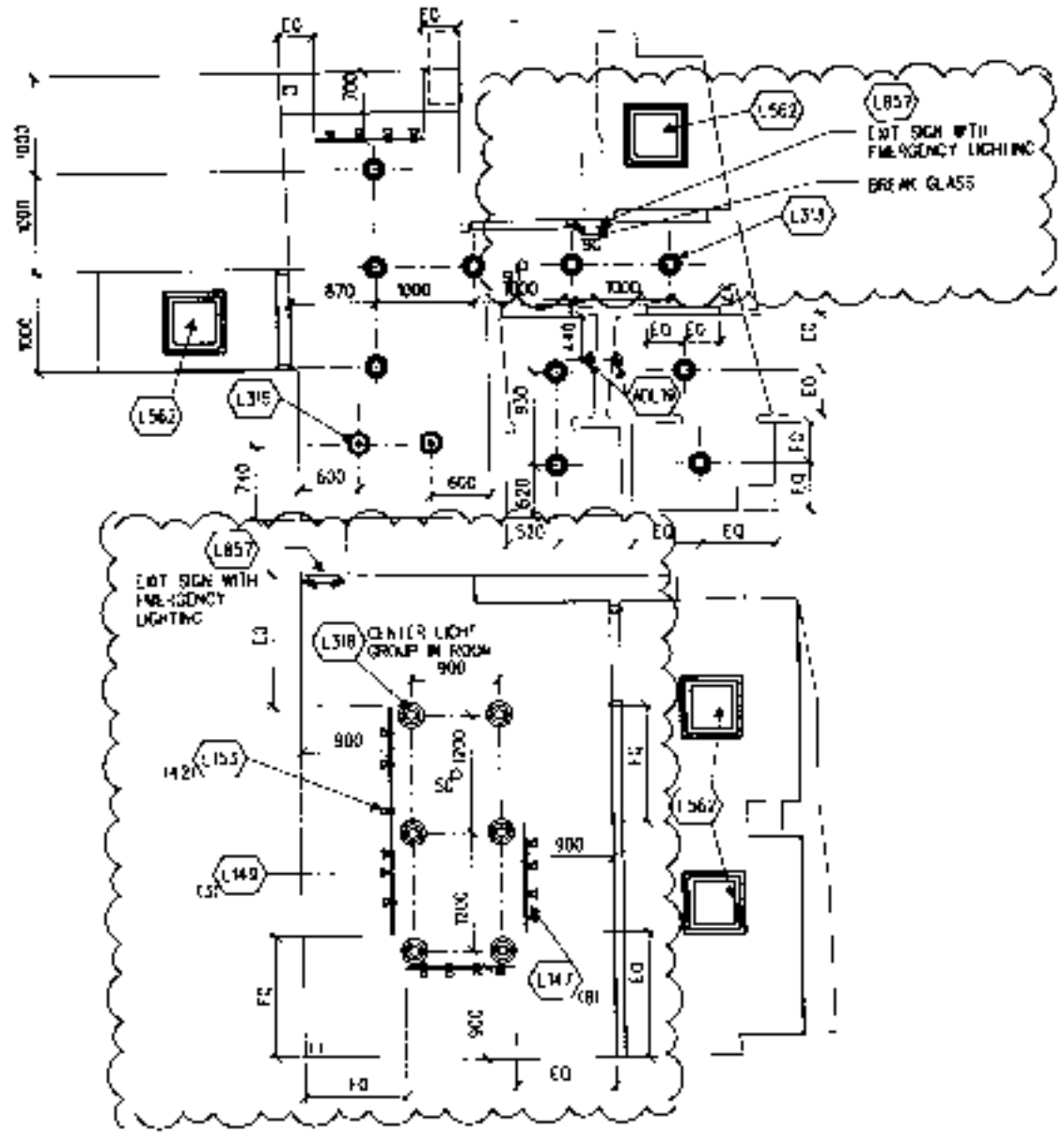
| | | |
|------|---|------------------------------|
| L855 | 1 | EMERGENCY/EXIT LIGHT - WHITE |
| L857 | 2 | EMERGENCY LIGHT - BLACK |
| L859 | 3 | EXIT EMERGENCY LIGHT - BLACK |

ACCESSORIES

| | | |
|------|-----|---------------------------|
| L902 | 4 | LAMP FOR HEAD - 60W |
| L915 | 8 | 50 PAR 20 LAMP |
| L923 | 124 | 50 PAR 16 LAMP |
| L985 | 8 | U LAMP FOR 2X2 |
| L886 | 14 | 48 W LAMP FOR 2X4 OR STRP |
| L890 | 2 | 24" LAMP FOR STRIP |

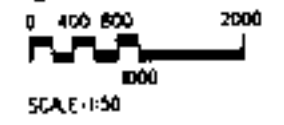
ADDITIONAL ITEMS

| | | |
|------|---|-----------------|
| A019 | 3 | 1015 WALL SPOUT |
|------|---|-----------------|



REFLECTED CEILING PLAN

P2x0003083





STARBUCKS COFFEE COMPANY
 11 Heathway Road, Pinner, Middlesex, London E9 6JF
 United Kingdom
 0181 738 4000

THESE PLANS AND SPECIFICATIONS AS WELL AS STARBUCKS NAME AND LOGO, TRADEMARKS AND BRANDS ARE THE PROPERTY AND COPYRIGHT OF STARBUCKS COFFEE COMPANY. ANY REPRODUCTION, MODIFICATION, REUSE OR MISUSE OF THESE MATERIALS OR ANY PART THEREOF WITHOUT STARBUCKS COFFEE COMPANY'S WRITTEN CONSENT IS STRICTLY PROHIBITED.

CONSTRUCTION SET
 05 SEP 00

REV DATE
 5 SEP 00
 constructor set

SITE ADDRESS:
 60&61 HIGH STREET
 HAMPSTEAD
 LONDON NW3

COUNTRY:
 UNITED KINGDOM

PROJECT NO.: 8658-001
CONCEPT: BREW
ISSUE DATE: 23 AUGUST 2000
PM: RORY HARTE
SD: RONALD RAICHE
JC: K. HANCOCK

SCALE: 1:50
 (DO NOT SCALE DRAWINGS)

DRAWING TITLE:

INTERIOR ELEVATIONS

DRAWING NUMBER: A6.0a

PROJECT CODE: 86601

GRAPHICS SCHEDULE:

| ITEM | QTY | DESCRIPTION |
|------|-----|-------------|
|------|-----|-------------|

STAMPS/PHOTOS

| | | |
|------|---|------------------------|
| G122 | 1 | STAMP - ESPRESSO ROAST |
| G124 | 1 | STAMP - ESTABLISHMENT |
| G126 | 1 | PHOTO GROUP A LARGE |
| G128 | 1 | PHOTO GROUP B SMALL |
| G130 | 1 | PHOTO GROUP C LARGE |
| G131 | 1 | PHOTO GROUP C SMALL |

MATERIALS

| | | |
|------|---|----------------------------------|
| G406 | 3 | TASSO |
| G510 | 1 | 20 X 20 WALLPAPER PANEL - DEP 11 |
| G537 | 1 | 20 X 20 WALLPAPER - JUPITER |
| G572 | 1 | 20 X 20 CANVAS ART - ATLAS |
| G585 | 1 | 20 X 20 LONDON ART 1 |
| G586 | 1 | 20 X 20 LONDON ART 2 |
| G587 | 1 | 20 X 20 LONDON ART 3 |
| G588 | 1 | 20 X 20 LONDON ART 4 |
| G589 | 1 | 20 X 20 LONDON ART 5 |
| G590 | 2 | HARDENING PASTE - IVORY |

GENERAL NOTES:

- (A) NUMERICAL NOTES NOT LISTED ARE NOT USED
- (B) REFER TO A7 SHEETS FOR MOUNTING AND CONNECTING DETAILS.
- (C) ADJUST HEIGHT AND LENGTH OF CURVED GRAPHICS POINT LAYOUT AT BACK BAR WALL AS NECESSARY FOR SITE SPECIFIC AS-BUILT DIMENSIONS TO PRODUCE SMOOTH CONTINUOUS WAVY LINE AS SHOWN IN ELEVATION.
- (D) SHOPFITTER TO VERIFY ALL DIMENSIONS AND NOTIFY DESIGNER OF ANY DISCREPANCIES PRIOR TO CONSTRUCTION. ALL DIMENSIONS TO BE TAKEN FROM DESIGNATED DATA POINT.
- (E) DIMENSIONS ARE TO FACE OF FINISHED SURFACE UNLESS NOTED OTHERWISE.

MATERIAL FINISHES:

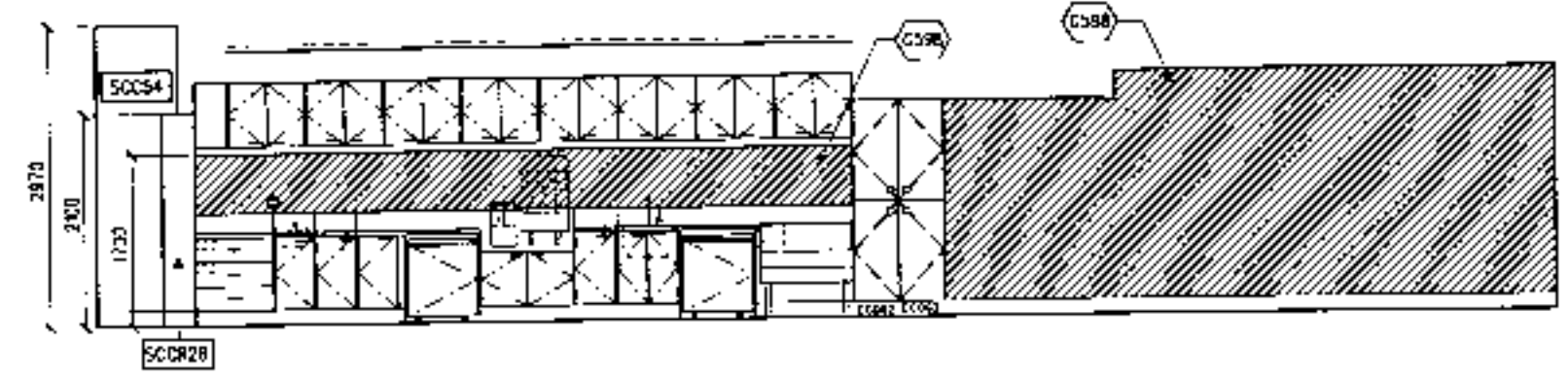
| | | |
|------|---|-----------------------|
| G610 | 1 | B BEAN MEAL |
| G611 | 1 | B BEVERAGE MENU |
| G612 | 1 | B DAILY OFFERING MENU |

ACCESSORIES:

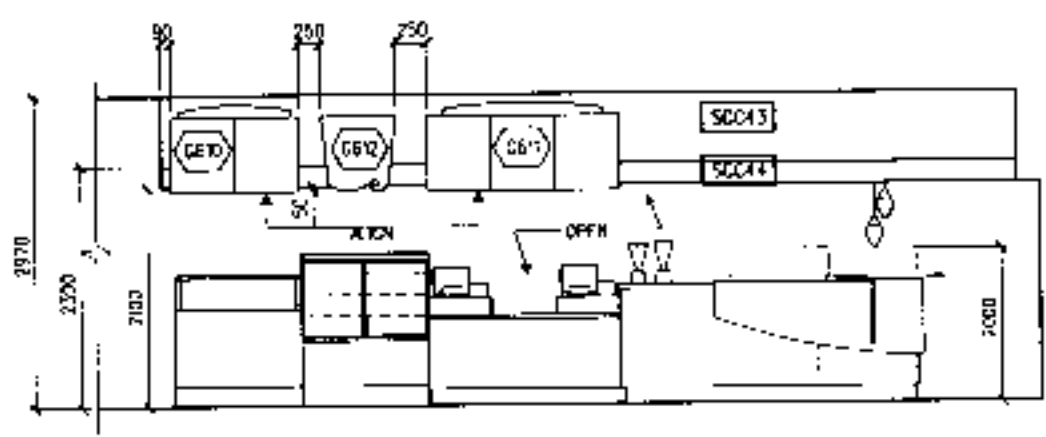
| | | |
|------|---|---------------------------|
| G000 | 1 | PORTER FRAME - SLENDERED |
| G001 | 2 | PORTER FRAME - WALL MOUNT |
| G002 | 1 | BANNER - COMING SOON |
| G004 | 1 | BANNER - NOW OPEN |

FINISHES:

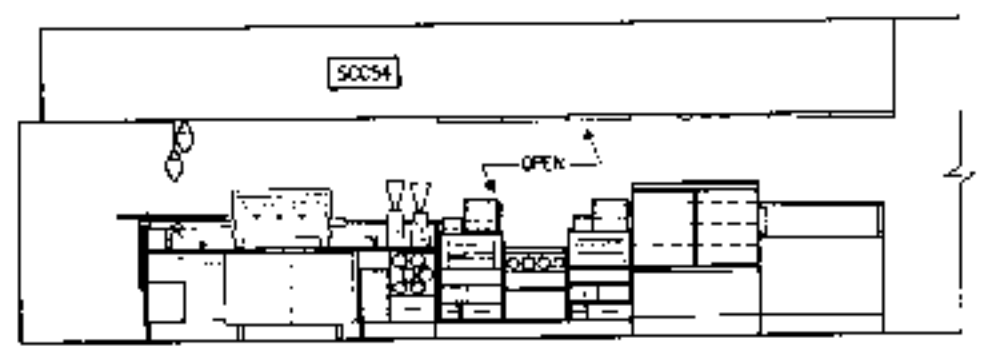
| | | |
|-------|---|-----------------------|
| A1.36 | 1 | SPRINGMOUNT WALLPAPER |
|-------|---|-----------------------|



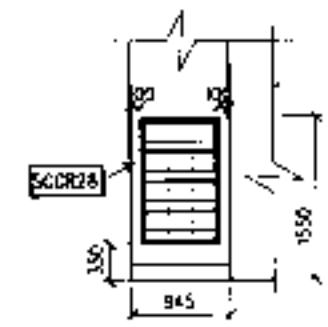
1 BACK BAR ELEVATION



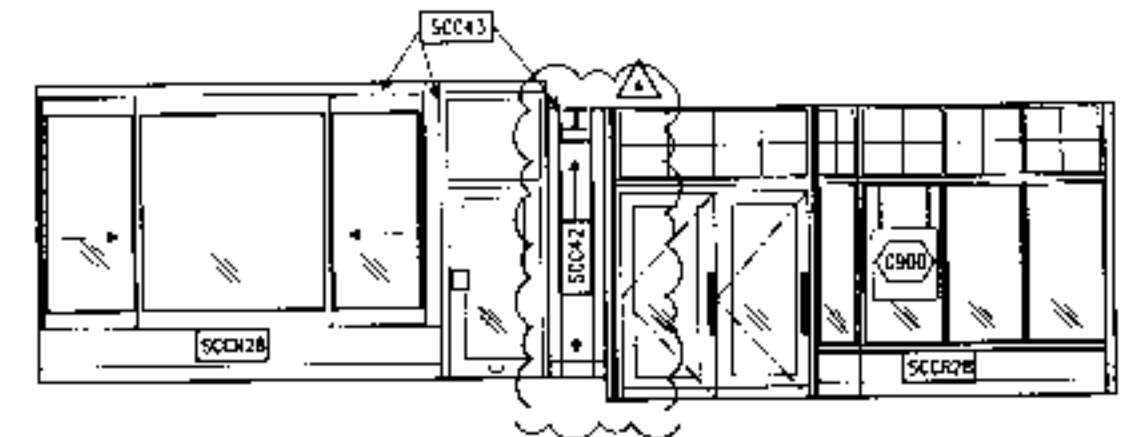
2 FRONT BAR ELEVATION



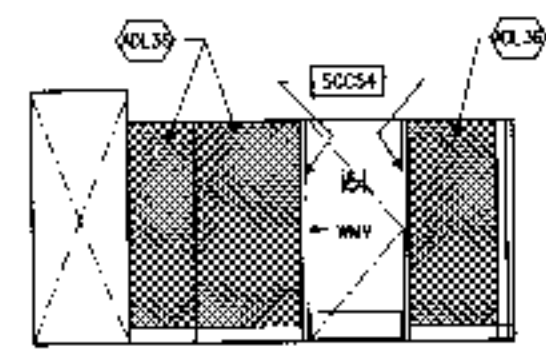
3 INSIDE FRONT BAR ELEVATION



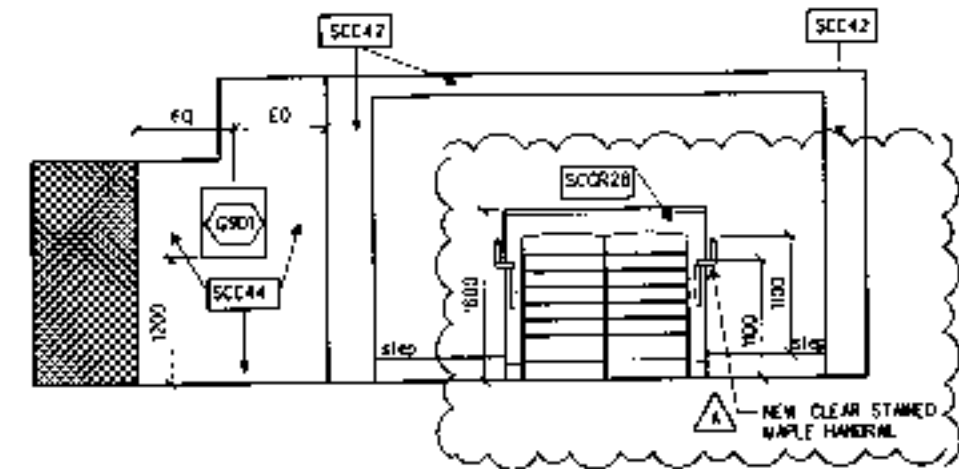
4 PRE-PACK ELEVATION



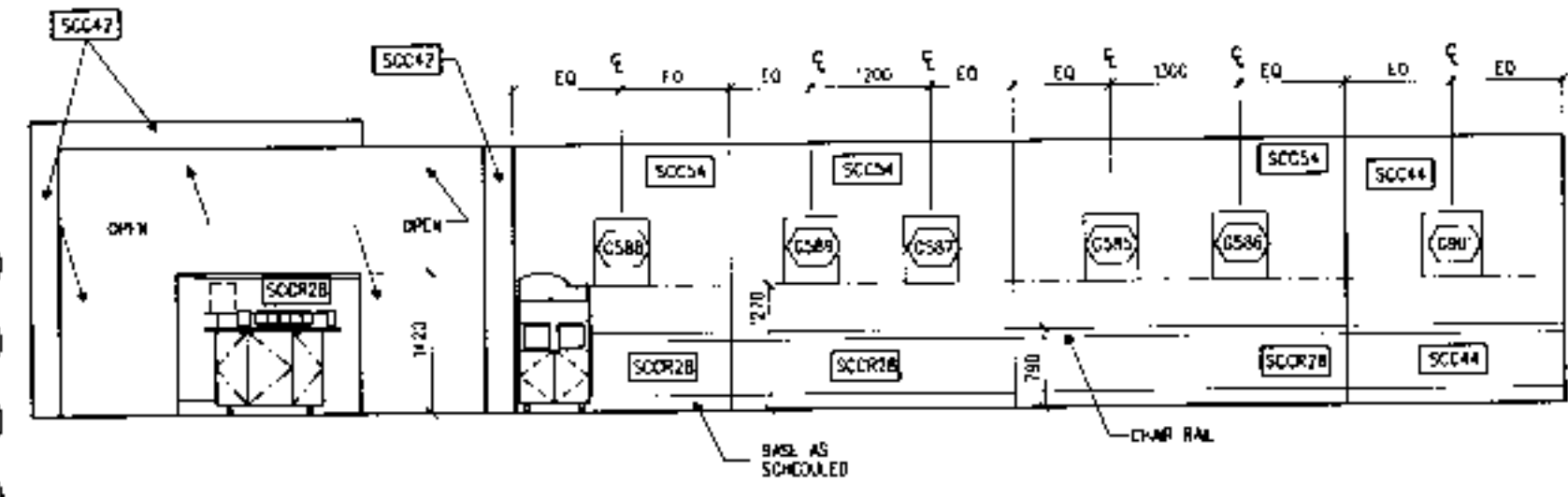
5 INTERIOR FRONT ELEVATION



6 DDA LAVATORY ENT.



7 MERCH ELEVATION



8 COND & BUSSING ELEVATION

WALLS / WAINSCOT / PAINTED CEILINGS

| NO. | DESCRIPTION | MATERIAL | MANUFACTURER | TYPE/COLOR | FORMULA # |
|--------|----------------------|-------------|---------------------------|---------------------------------|----------------|
| SCC42 | RETAL OFFICE, ACCENT | PANT | DULUX | STARBUCKS NATURAL SLATE LRV 14 | 3000 2/025 |
| SCC43 | ACCENT | PANT | DULUX | STARBUCKS BUCK LRV 85 | 3547 59/513 |
| SCC45 | ACCENT | PANT | DULUX | STARBUCKS OCHRE LRV 12 | 701R 33/54 |
| SCC54 | ACCENT | PANT | DULUX | STARBUCKS MANDALAY LRV 87 | 4047 71/320 |
| SCC28B | ACCENT1 | PANT | DULUX | STARBUCKS GEORGIA CLAY LRV 77 | 601R 11/278 |
| SCC44 | ACCENT | PANT | DULUX | STARBUCKS MERCHANT IVORY LRV 90 | 3547 81/490 |
| WS1 | RETAL WAINSCOT | TASSO CLASS | DCP-BOUS 001 800 888 2776 | C-40C LNER | PROVIDED BY DC |

R20003083
 SCALE 1:50



© 1996 STARBUCKS CORPORATION

STARBUCKS COFFEE COMPANY

1st Floor/ground Floor, Persons Clean
London SW8 4TJ
United Kingdom
0171 231 4500

THESE PLANS AND SPECIFICATIONS, AS WELL AS ANY PREVIOUS PLANS AND LOGS, DRAWINGS AND NOTES ARE THE SOLE PROPERTY OF STARBUCKS CORPORATION. ANY REPRODUCTION, MODIFICATION, DESTRUCTION, OR USE OF THESE MATERIALS FOR ANY PURPOSES WITHOUT WRITTEN CONSENT IS STRICTLY PROHIBITED.

CONSTRUCTION SET
05 SEP 00

REV DATE
3 SEPT
CONSTRUCTION SET

SITE ADDRESS:
60&61 HIGH STREET
HAMPSTEAD
LONDON NW3
COUNTRY:
UNITED KINGDOM

PROJECT NO. 8658-001
CONCEPT: BREW
ISSUE DATE: 23 AUGUST 2000
PM: RORY HARTIE
SD: RONALD RAICHE
JC: K. HANCOCK

SCALE: 1:50
(DO NOT SCALE DRAWINGS)

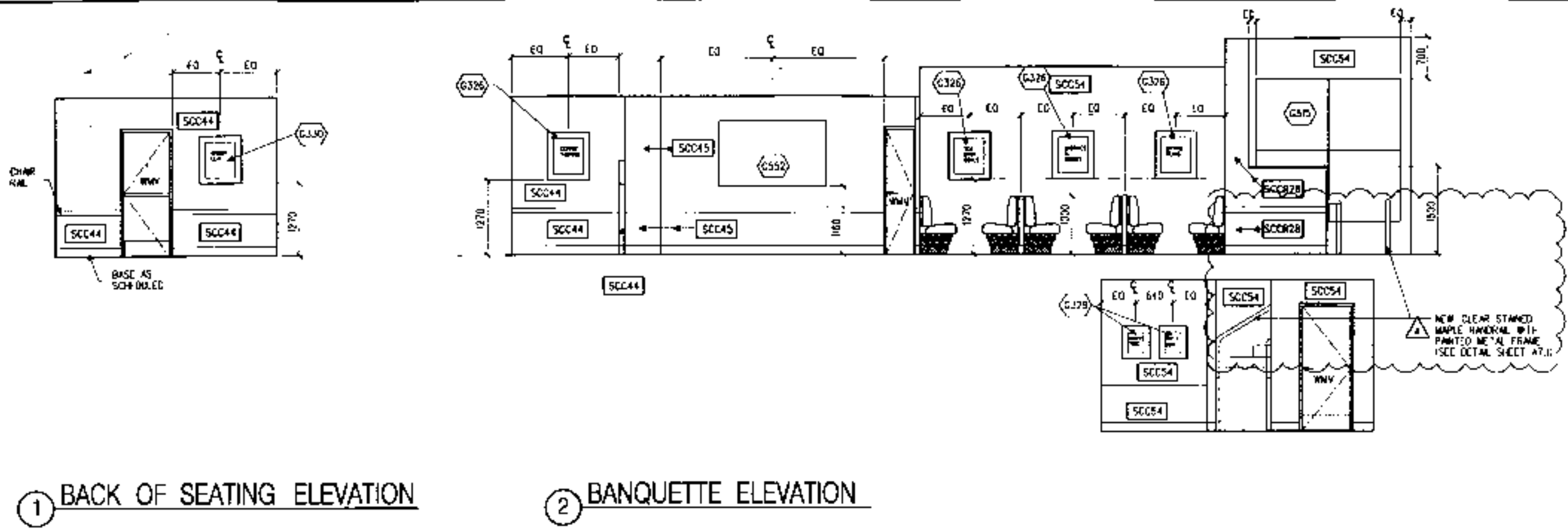
DRAWING TITLE:

INTERIOR ELEVATIONS

DRAWING NUMBER:
A6.1

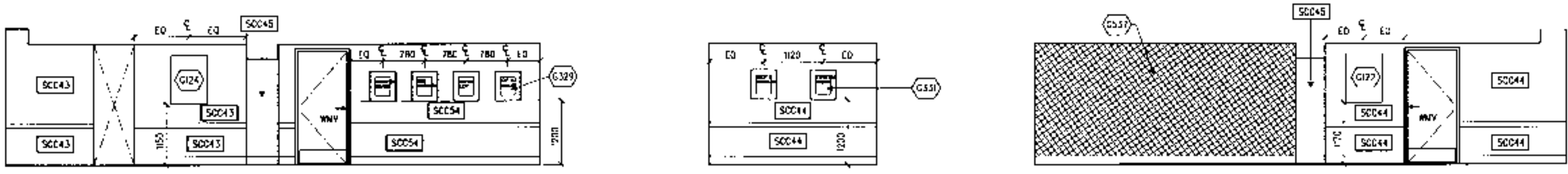
PROJECT CODE: 865801

- GENERAL NOTES**
- (A) NUMERICAL NOTES NOT LISTED ARE NOT USED.
 - (B) REFER TO AT SHEETS FOR MOUNTING AND CONNECTING DETAILS.
 - (C) ADJUST HEIGHT AND LENGTH OF CURVED GRAPHICS POINT LAYOUT AT BACK BAR WALL AS NECESSARY FOR SITE SPECIFIC AS-BUILT DIMENSIONS TO PRODUCE SMOOTH, CONTINUOUS WAVY LINE AS SHOWN IN ELEVATION.
 - (D) SHORTFITTER TO VERIFY ALL DIMENSIONS AND NOTIFY DESIGNER OF ANY DISCREPANCIES PRIOR TO CONSTRUCTION. ALL DIMENSIONS TO BE TAKEN FROM UN-SIGNIFIED DIALUM POINT.
 - (E) DIMENSIONS ARE TO FACE OF FINISHED SURFACE UNLESS NOTED.



1 BACK OF SEATING ELEVATION

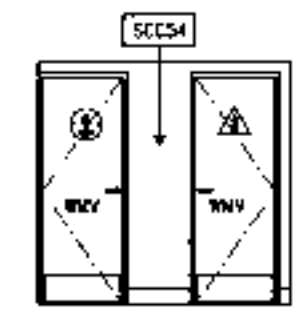
2 BANQUETTE ELEVATION



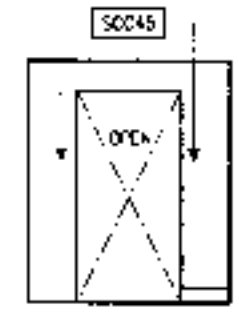
3 BASEMENT ELEVATION

4 BACK WALL IN BASEMENT

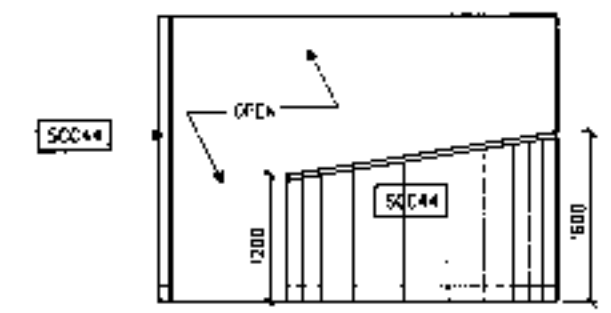
5 ENTR. OF STORE ROOM ELEVATION



6 PUBLIC LAV. IN BASEMENT

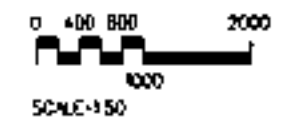


7 TYP. WALK THRU IN BASEMENT



8 CURVED WALL GROUND FLOOR

PLX0003083



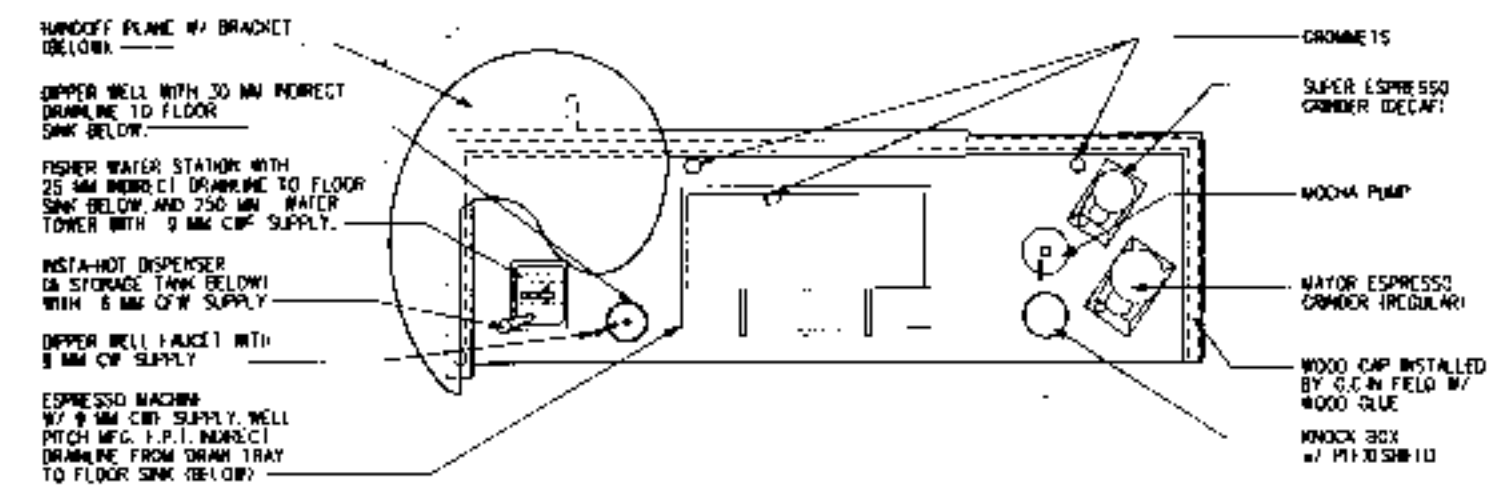


STARBUCKS
COFFEE COMPANY
19 Westmore Road, Putney Green
London SW6 4LJ
United Kingdom
(020) 725 4888

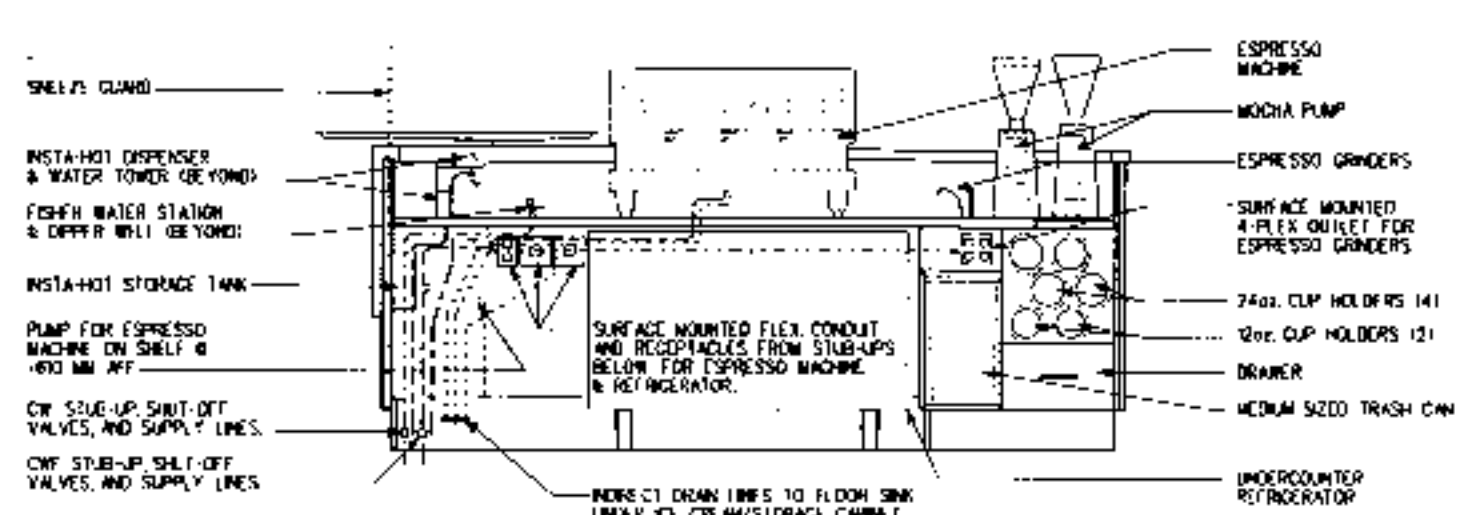
THESE PLANS AND SPECIFICATIONS ARE THE PROPERTY OF STARBUCKS COFFEE COMPANY. ANY REPRODUCTION, MODIFICATION, OR OTHER USE OF THESE PLANS WITHOUT STARBUCKS COFFEE COMPANY'S WRITTEN CONSENT IS STRICTLY PROHIBITED.

CONSTRUCTION SET
05 SEPT 06

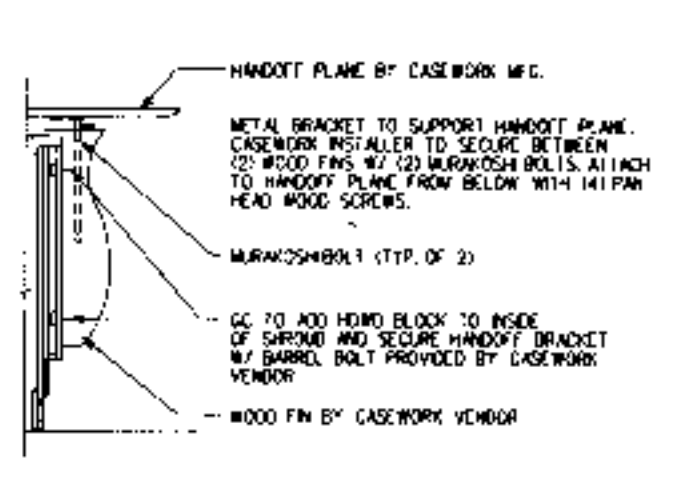
REV DATE
A 5 SEPT
construction set



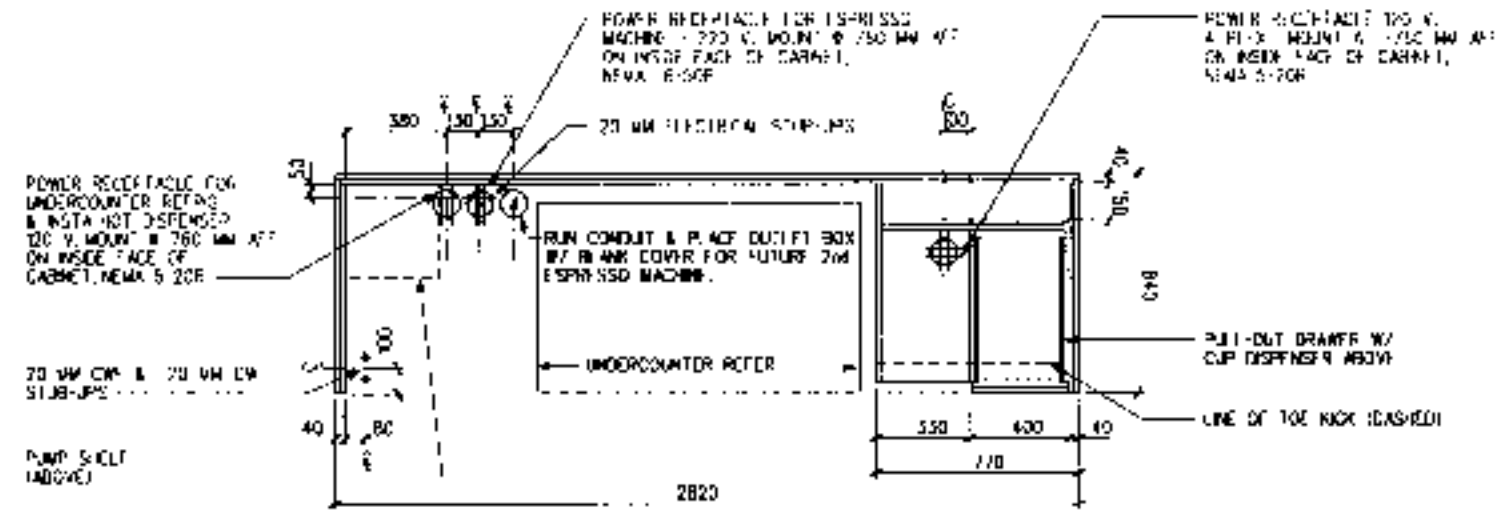
1 C208 BARISTA
SCALE 1:20
PLAN VIEW OF COMPONENT LAYOUT



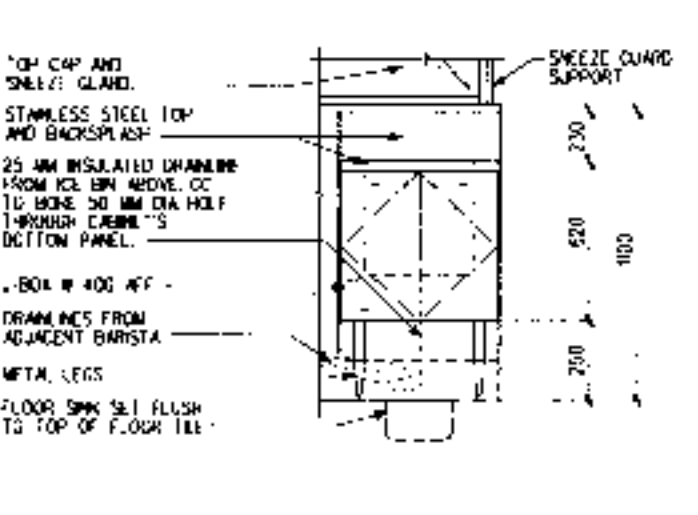
3 C208 BARISTA
SCALE 1:20
PARTNER SIDE ELEVATION



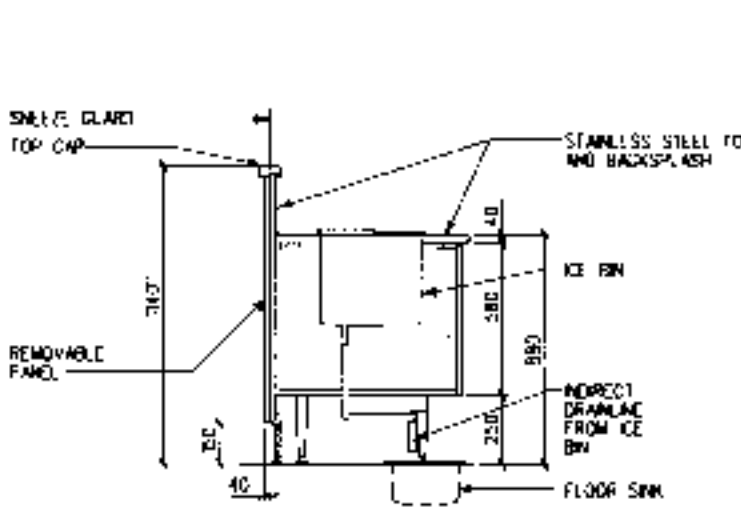
5 BARISTA HANDOFF PLANE
SCALE 1:20
SIDE VIEW



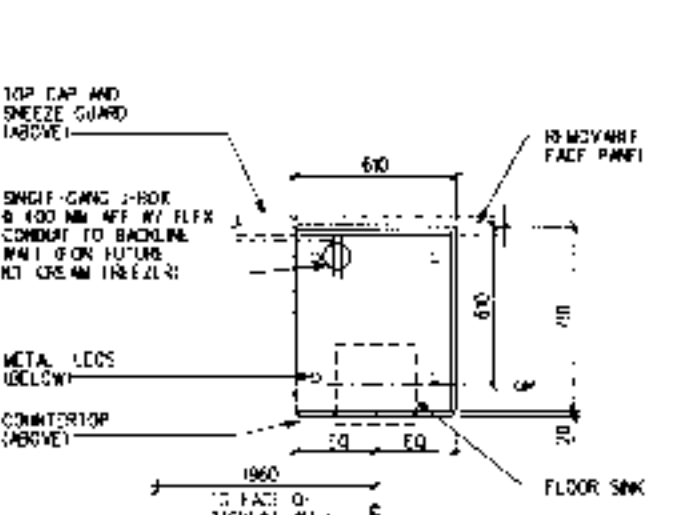
6 C208 BARISTA
SCALE 1:20
PLAN VIEW



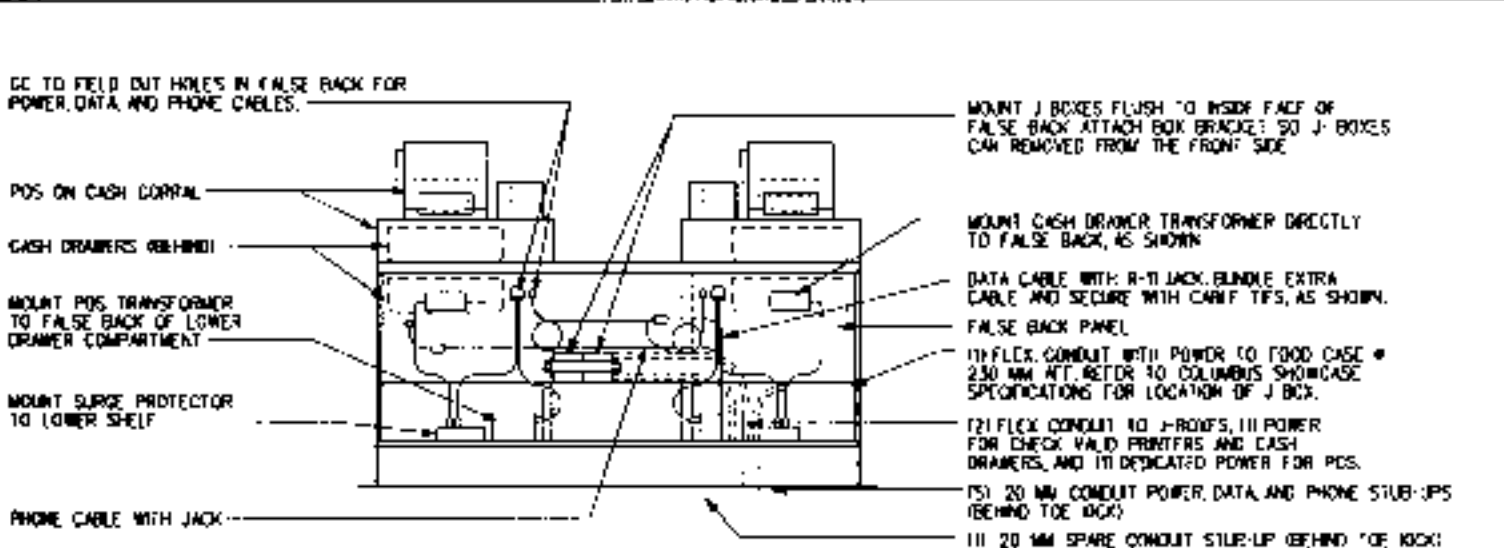
8 C303 ICE BIN TOP W/ C213 F.I. CABINET
SCALE 1:20
ELEVATION



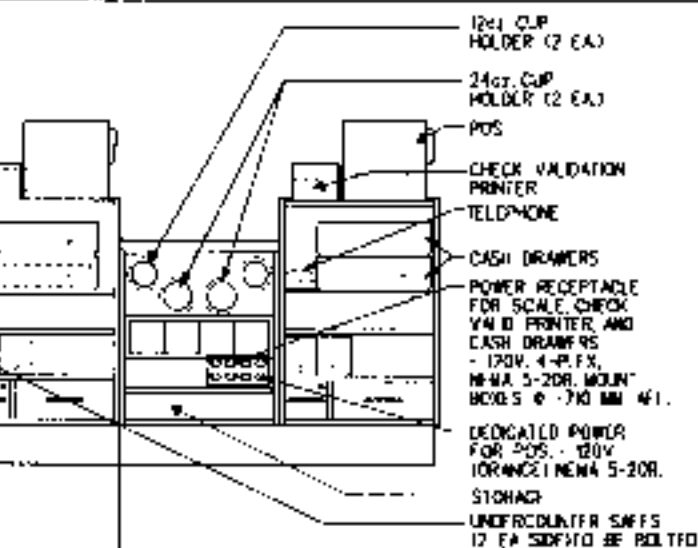
9 C213 F.I./ICE BIN CABINET
SCALE 1:20
SECTION



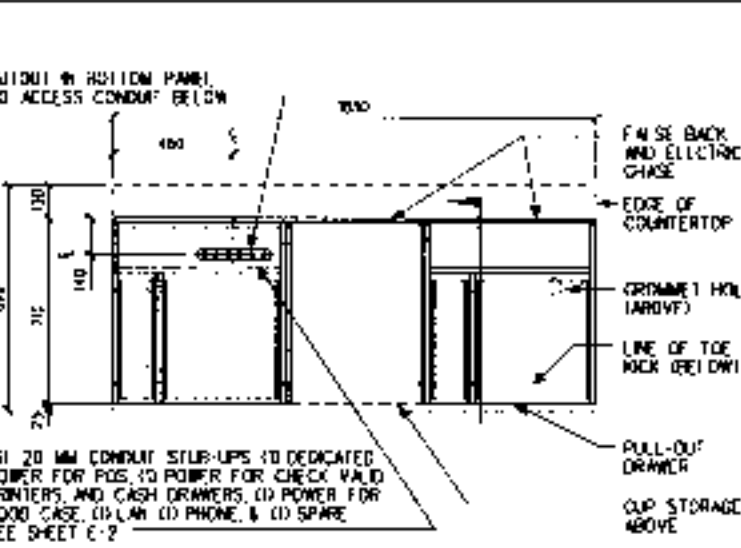
10 C213 F.I. CABINET
SCALE 1:20
PLAN VIEW



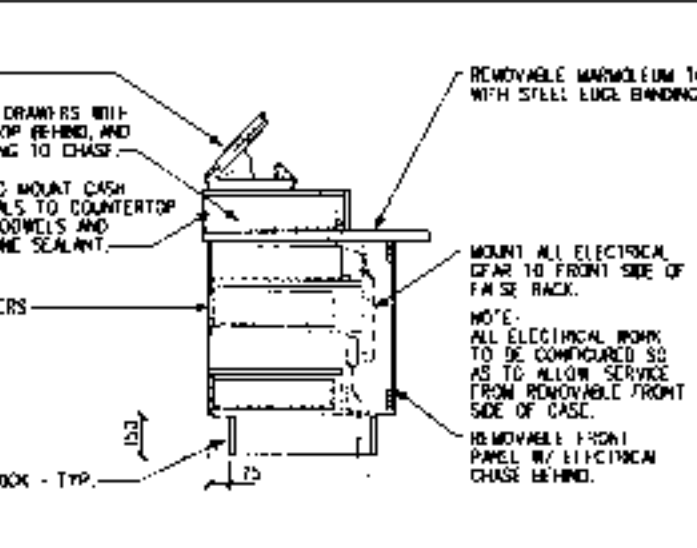
11 C206 BEV / CUP STORAGE POS - WIRING SCHEMATIC
SCALE 1:20
FRONT ELEVATION WITH PANEL REMOVED



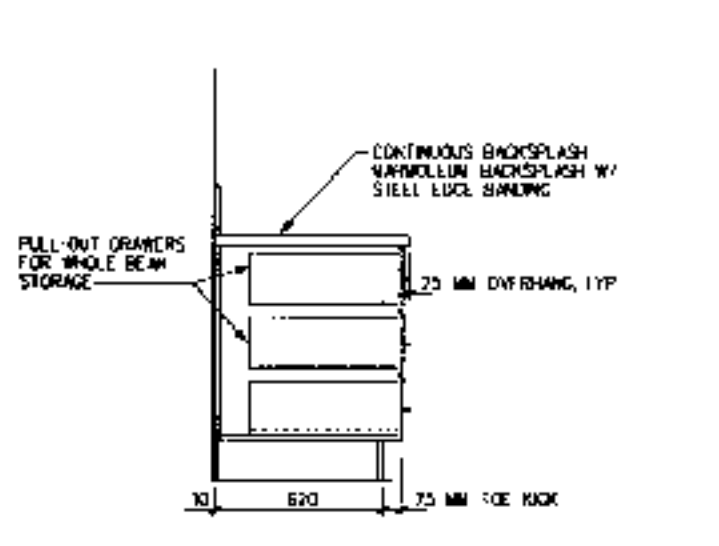
13 C206 1830 MM BEV / CUP STORAGE POS
SCALE 1:20
ELEVATION



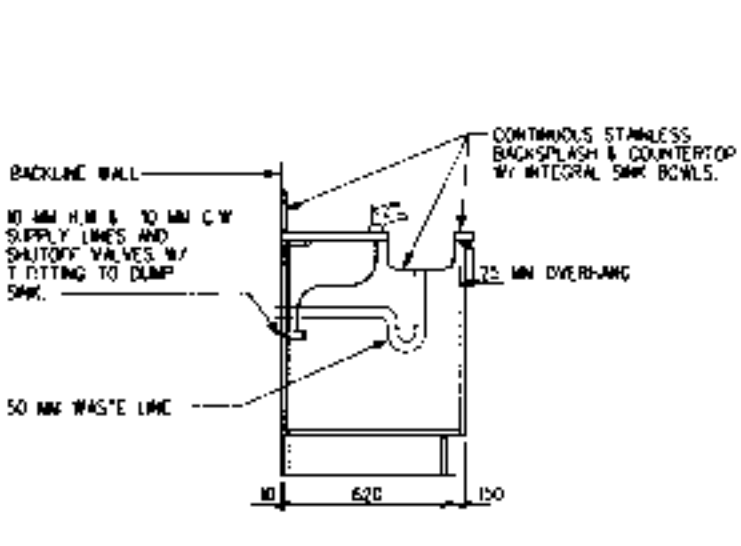
14 C206 1830 MM BEV / CUP STORAGE POS
SCALE 1:20
PLAN VIEW



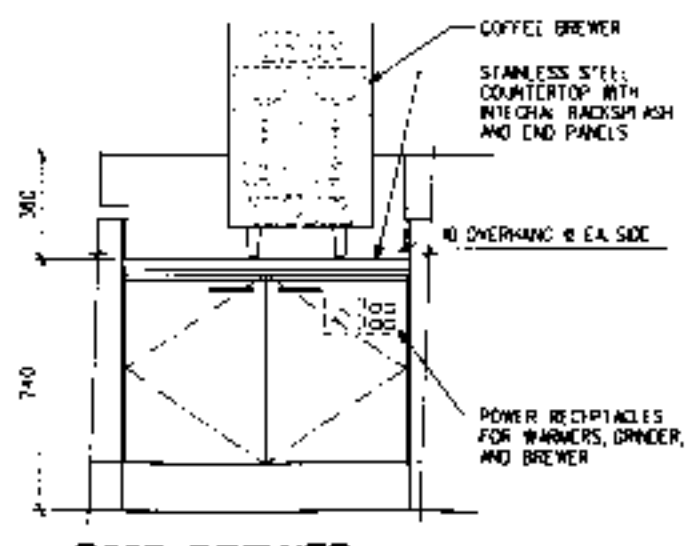
15 C206 1830 MM BEV / CUP STORAGE POS
SCALE 1:20
SECTION



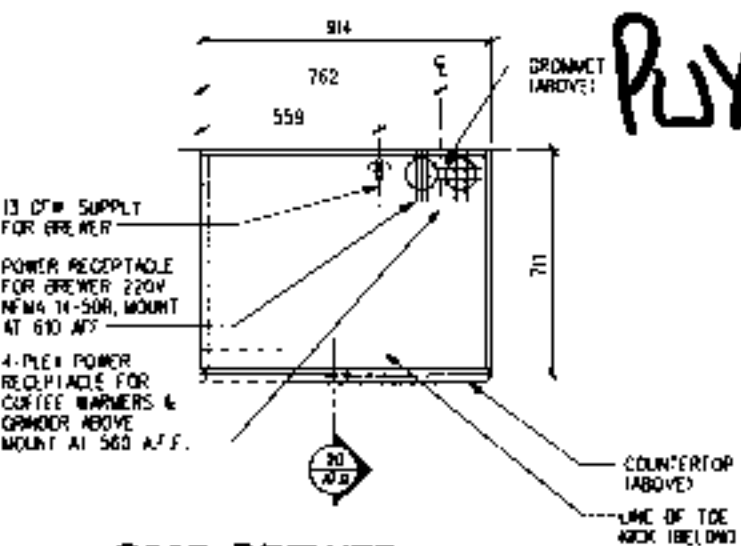
16 C264 BEAN DRAWER
SCALE 1:20
SECTION



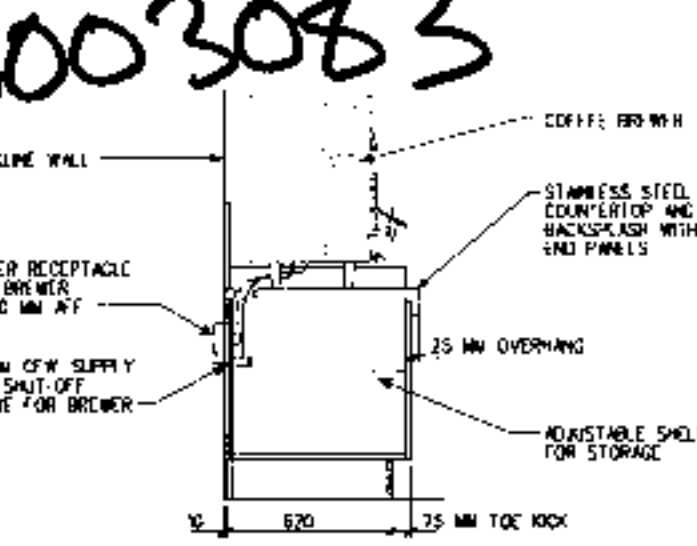
17 C230 HAND SINK CABINET
SCALE 1:20
SECTION



18 C237 BREWER CABINET (SINGLE)
SCALE 1:20
ELEVATION



19 C237 BREWER CABINET (SINGLE)
SCALE 1:20
PLAN VIEW



20 C237 BREWER CABINET
SCALE 1:20
SECTION

SITE ADDRESS:
60&61 HIGH STREET
HAMPSTEAD
LONDON NW3
COUNTRY:
UNITED KINGDOM

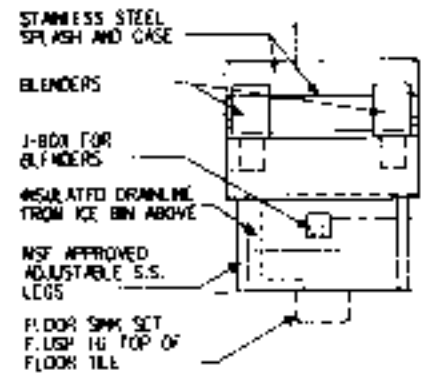
PROJECT NO: 8659-001
CONCEPT: BROW
ISSUE DATE: 25 AUGUST 2000
PM: RORY HARTE
BD: RONALD RAICHE
JC: K. HANCOCK

SCALE: 1:20
(DO NOT SCALE DRAWINGS)

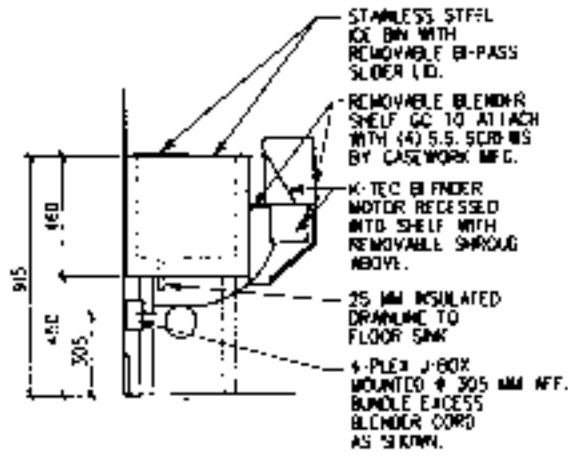
DRAWING TITLE:
SECTIONS AND DETAILS

DRAWING NUMBER:
A7.0

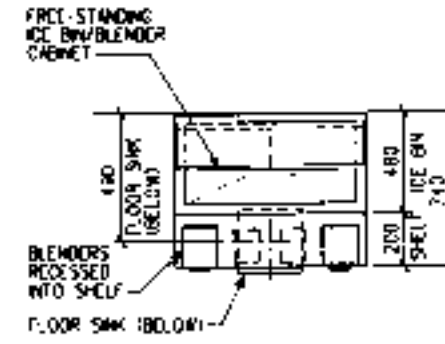
PROJECT CODE: 865901



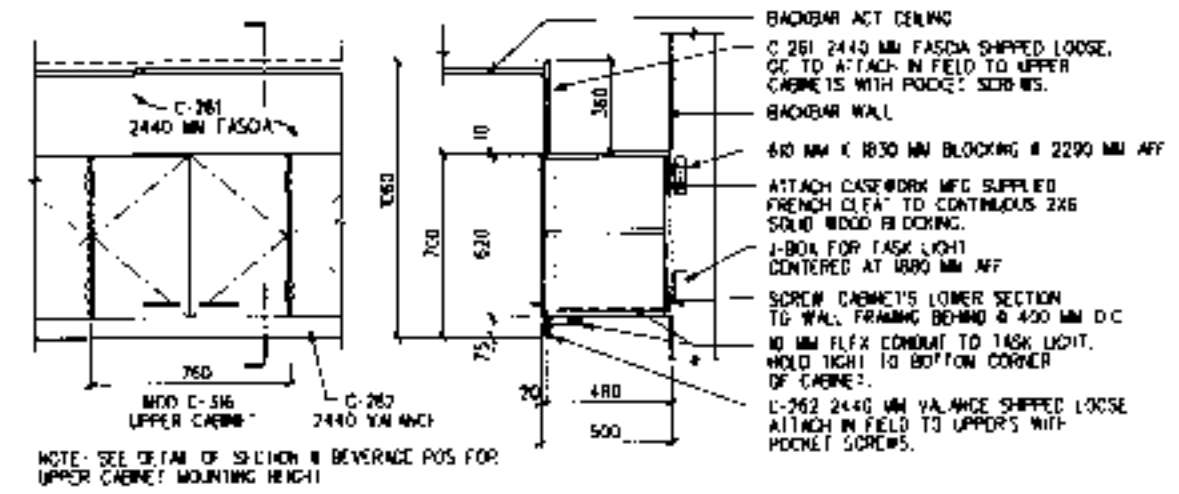
1 C-238 CABINET
SCALE 1:20 ELEVATION



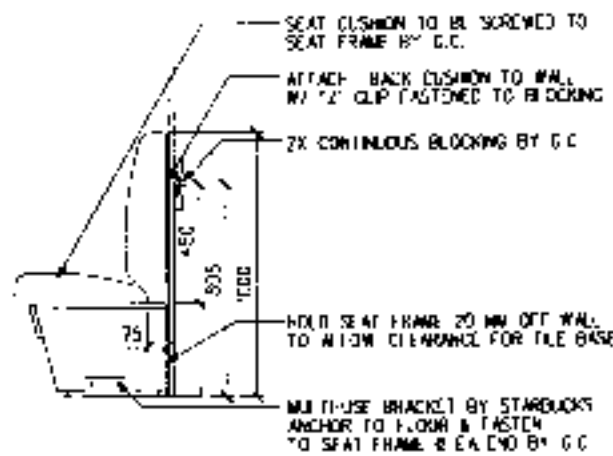
2 C238 ICE BIN /BLENDER CABINET @ WALL CONDITION
SCALE 1:20 SECTION



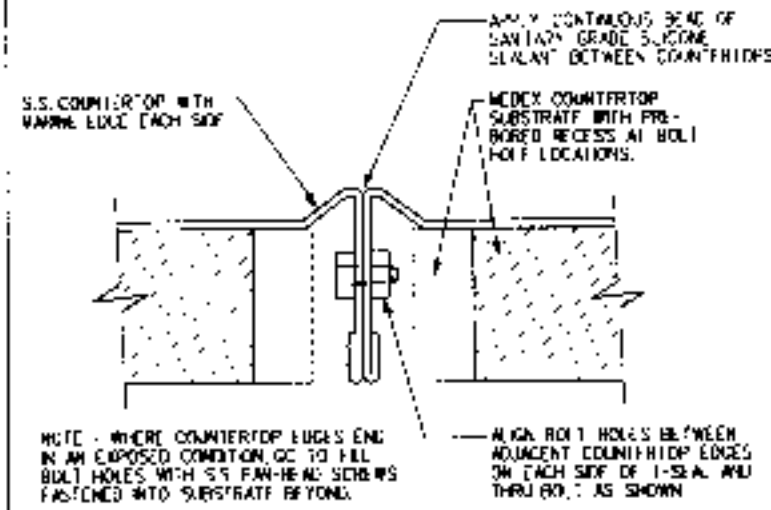
3 C-238 CABINET
SCALE 1:20 PLAN VIEW



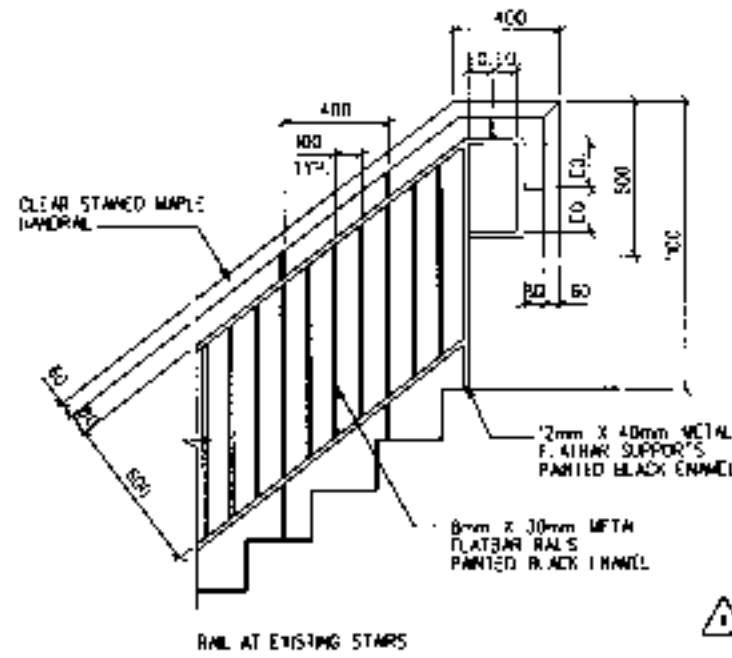
4 C260 UPPER CABINET, C261 FASCIA & C262 VALANCE
SCALE 1:20 FRONT AND SECTION VIEWS



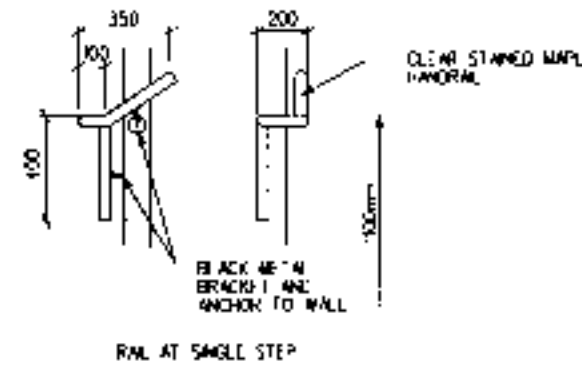
6 WALL MTD BANQUETTE
SCALE 1:20 SECTION



7 COUNTERTOP SEAM DETAIL
NTS



9 RAILING DETAILS
Scale



STARBUCKS COFFEE COMPANY
11 Hawthorne Road, Petersen Green
London SW6 4TJ
United Kingdom
02071 738 4558

THESE PLANS AND SPECIFICATIONS AS WELL AS MATERIALS AND METHODS ARE THE EXCLUSIVE PROPERTY OF STARBUCKS CORPORATION. ANY REPRODUCTION, MODIFICATION OR OTHER USE OF THESE MATERIALS FOR ANY PORTION OF THEM WITHOUT STARBUCKS CORPORATION'S WRITTEN CONSENT IS STRICTLY PROHIBITED.

CONSTRUCTION SET
30 SEPT 00

REV DATE
3 SEPT construction set

SITE ADDRESS:
60&61 HIGH STREET
HAMPSTEAD
LONDON NW3

COUNTRY:
UNITED KINGDOM

PROJECT NO: 8659-001
CONCEPT: BREW
ISSUE DATE: 23 AUGUST 2000
PM: RORY HARTE
SD: RONALD RAICHE
JC: K HANCOCK

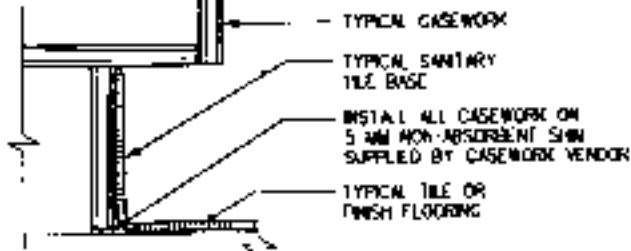
SCALE: 1:20
(DO NOT SCALE DRAWINGS)

DRAWING TITLE:
SECTIONS AND
DETAILS

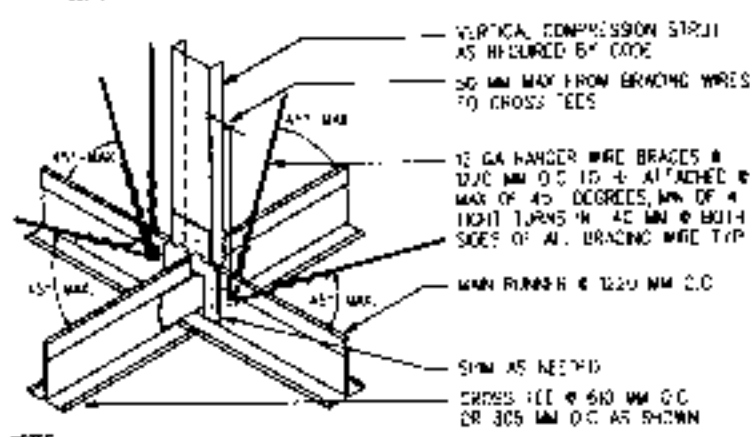
DRAWING NUMBER:
A7.1

PROJECT CODE: 865901

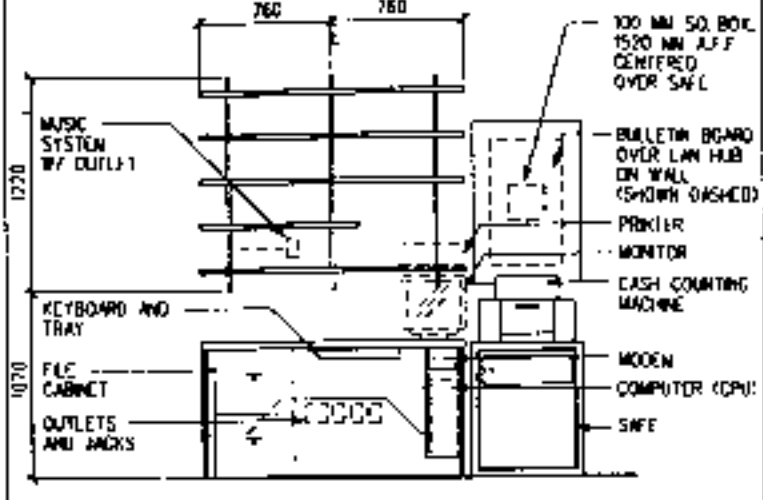
P020003083



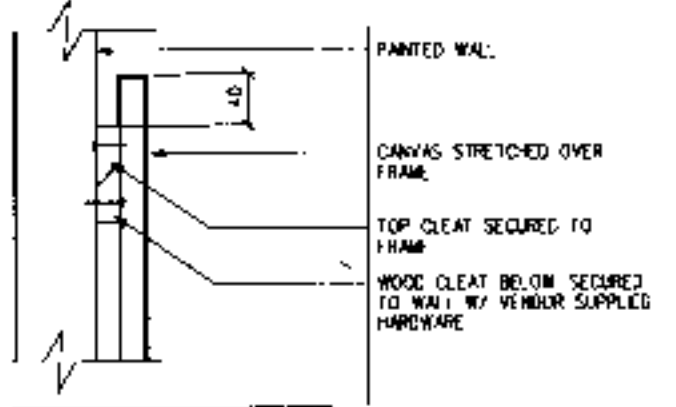
1 TYP SHIM @ CASEWORK
SCALE - 1:5



2 T BAR CEILING DETAIL
SCALE - NTS



3 MANAGERS DESK ELEV
SCALE - 1:30

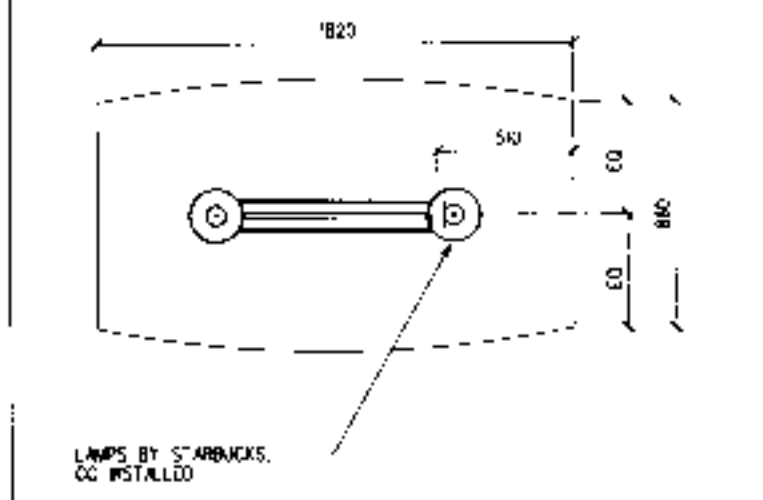


5 CANVAS MOUNTING DETAIL
SCALE - 1:5

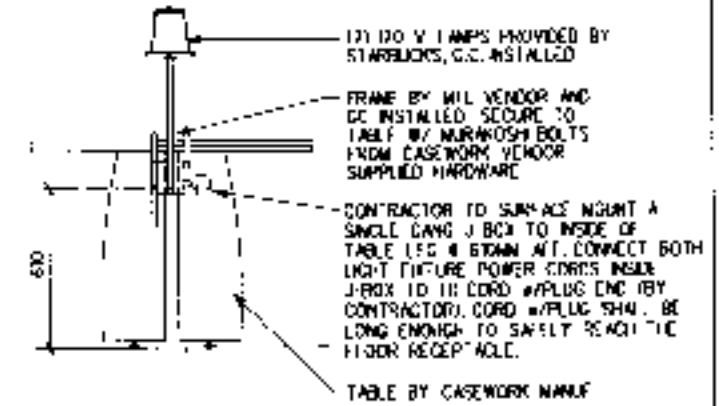
STARBUCKS COFFEE COMPANY
11 Hedderley Road, Putney Green, London SW15 4JL, United Kingdom, (0171) 721 9000

CONSTRUCTION SET
03 SEP 00

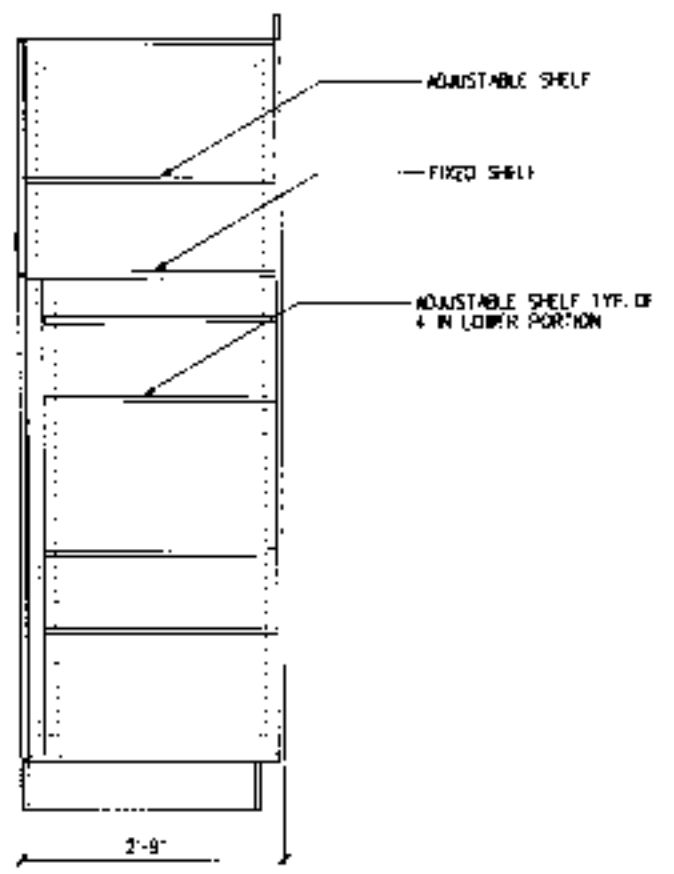
| REV | DATE | DESCRIPTION |
|-------|------|------------------|
| 3-SHM | | construction set |



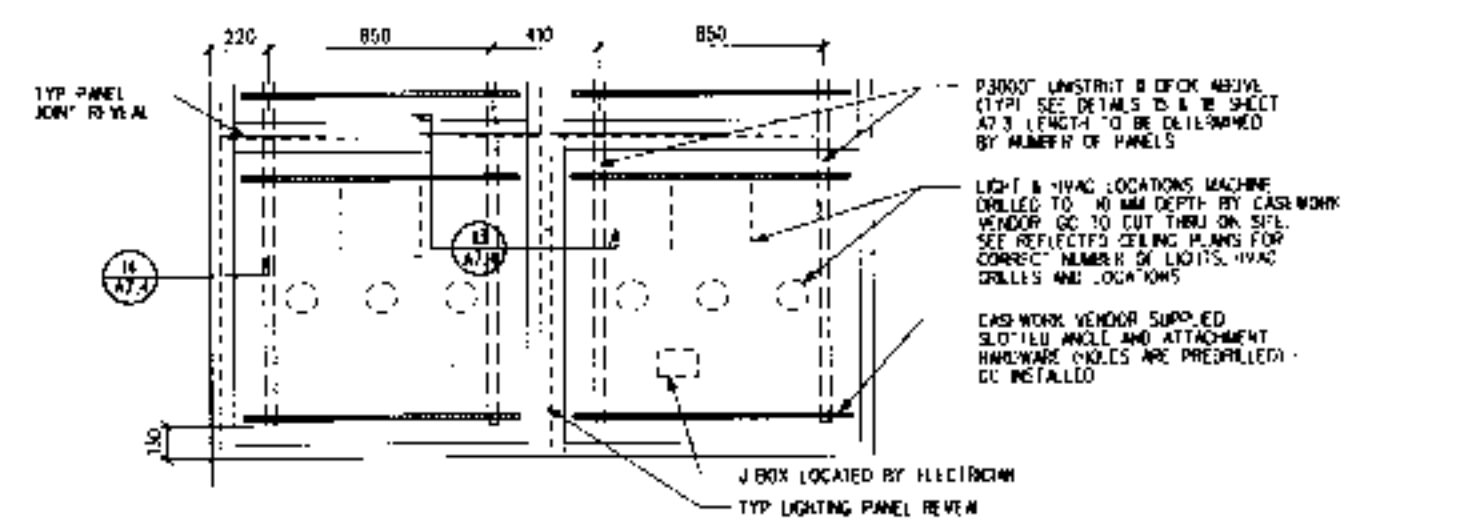
8 READING TABLE PLAN
SCALE - 1:20



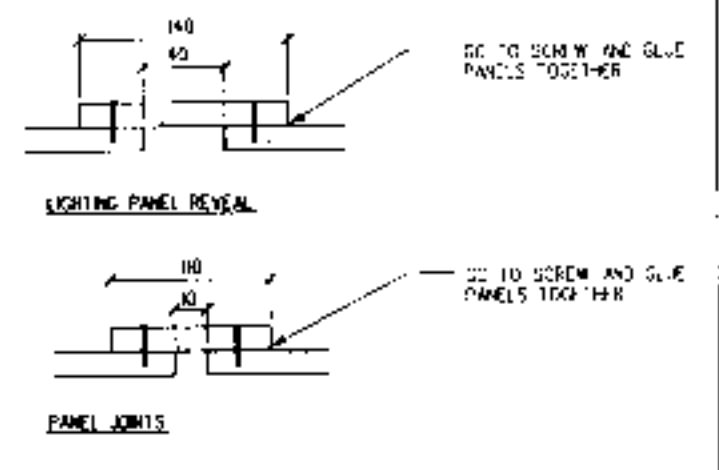
9 READING TABLE SECTION
SCALE - 1:20



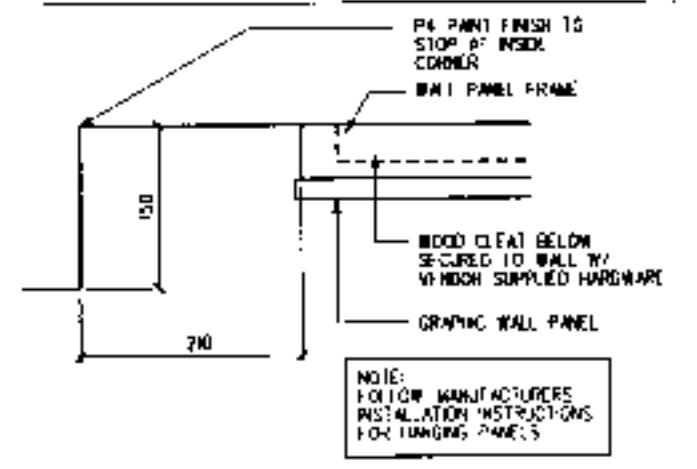
16 MOD R - STORAGE SECTION
SCALE - 1:10



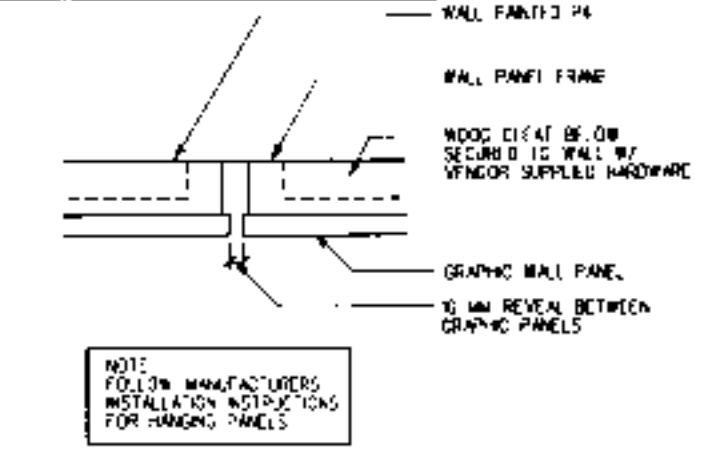
12 4X4 CEILING PANEL LAYOUT
SCALE - 1:20



14 PANEL JOINT DTLS
SCALE - NTS



17 PANEL MOUNTING ALCOVE
SCALE - 1:5



18 PANEL MOUNTING DETAIL
SCALE - 1:5

PLX0003083

SITE ADDRESS:
60&61 HIGH STREET
HAMPSTEAD
LONDON NW3

COUNTRY:
UNITED KINGDOM

PROJECT NO. 0659-001
CONCEPT: BHEW
ISSUE DATE: 23 AUGUST 2000
PM: RORY HARTIE
SD: RONALD RAICHE
JC: K. HANCOCK

SCALE: VARIES
(DO NOT SCALE DRAWINGS)

DRAWING TITLE:
SECTIONS AND
DETAILS

DRAWING NUMBER:
A7.2

PROJECT CODE: 065801



© 1996 STARBUCKS CORPORATION

STARBUCKS COFFEE COMPANY

11 Hedderley Road, Phoenix Ocean
London SW8 4TL
United Kingdom
01753 738 1999

THIS PLAN AND SPECIFICATIONS, AS WELL AS STARBUCKS NAME AND LOGO, TRADEMARKS AND DESIGN ARE THE EXCLUSIVE PROPERTY OF STARBUCKS CORPORATION. ANY REPRODUCTION, MODIFICATION OR DISSEMINATION WITHOUT THE WRITTEN PERMISSION OF STARBUCKS CORPORATION IS PROHIBITED.

CONSTRUCTION SET
05 SEPT 00

REV DATE
DATE 5 SEPT
construction set

SITE ADDRESS:
60&61 HIGH STREET
HAMPSTEAD
LONDON NW3

COUNTRY:
UNITED KINGDOM

PROJECT NO. 8659-001
CONCEPT: BREW
ISSUE DATE: 23 AUGUST 2000
PM: RORY HARTIE
SD: RONALD RAICHE
JC: K.HANCOCK

SCALE:
(DO NOT SCALE DRAWINGS)

DRAWING TITLE:
ELECTRICAL LAYOUT

DRAWING NUMBER:
E1.0

PROJECT CODE: 865901

- POWER PLAN GENERAL NOTES**
- A NUMERICAL NOTES (BELOW) NOT LISTED ARE NOT USED.
 - B FOR FULL EQUIPMENT SCHEDULES, LOADS, & COMPLETE LISTING SEE SH15 SCHEDULES.
 - C ELECTRICAL CONTRACTOR RESPONSIBLE FOR SITE INVESTIGATION PRIOR TO START OF WORK TO REVEAL FULL SCOPE OF WORK.
 - D DIMENSIONS ARE TO FINISH FACE UNLESS OTHERWISE NOTED.
 - E REFER TO ARCHITECTURAL CASEWORK DETAILS SH15 A7 SHEETS FOR EXACT LOCATIONS OF ELECTRICAL DEVICES LOCATED IN CASEWORK.
 - F REFER TO ARCHITECTURAL PLANS FOR EXACT EQUIPMENT AND DEVICE LOCATIONS.
 - G JUNCTION BOXES, CONDUIT, AND OUTLETS MOUNTED INSIDE CASEWORK SHALL BE POSITIONED TO AVOID OBSTRUCTION OF EQUIPMENT SUCH AS REFRIGERATORS AND DISHWASHERS, AND SHALL BE POSITIONED TO ALLOW THE MAXIMUM AMOUNT OF STORAGE CAPACITY IN CABINETS.
 - H ALL CONDUITS AND RACEWAYS SHALL BE RUN IN LOCATIONS WHERE THEY WILL NOT BE VISIBLE TO CUSTOMERS.

- POWER PLAN KEYED NOTES**
- 1 CONTRACTOR TO PROVIDE CONVENIENCE OUTLET @ 300MM A.F.F.
 - 2 CONTRACTOR TO PROVIDE DIRECT ACCESSIBLE POWER FOR ALL ELECTRICAL SIGNAGE WITHIN 150MM OF SIGNAGE LOCATION.
 - 3 SEE DETAIL 810/410 FOR EXACT LOCATIONS OF LAMP/POS/ELECTRICAL DEVICES AND EQUIPMENT AT F.O.S.

EQUIPMENT SCHEDULE:

| ITEM | QTY | DESCRIPTION |
|------|-----|-------------|
|------|-----|-------------|

GRINDING

| | | |
|------|---|--------------------------|
| E001 | 1 | GRINDER - KEGGULAR BLEND |
| E002 | 1 | GRINDER - SUPER ESPRESSO |
| E004 | 1 | GRINDER - COFFEE |

BREWING

| | | |
|------|---|--------------------------|
| E152 | 1 | DRY W/IN TWIN COLUMBIA |
| E171 | 1 | ESPRESSO MACHINE 6 GROUP |
| E188 | 1 | CE. PANINIS SHILL UK |

WATER SYSTEMS

| | | |
|------|---|------------------------------|
| E205 | 1 | WATER SYSTEM "C" - PROCESSOR |
| E207 | 1 | WATER SYSTEM "C" - TANK |
| E208 | 1 | WATER SYSTEM "C" - ROFTNER |

REFRIGERATION

| | | |
|------|---|---------------------------|
| E301 | 1 | UNDERCOUNTER REFRIG |
| E304 | 1 | ICE MACHINE (WR) |
| E306 | 1 | 500 LITRE ICE BIN |
| E335 | 2 | UNDERCOUNTER REFRIG |
| E349 | 1 | PASTRY CASE 1200 (AMB/TH) |
| E353 | 1 | PASTRY CASE 1200 (FOS) |
| E357 | 1 | 1400MM REFRIG - UK |

DISHWASHERS

| | | |
|------|---|------------|
| E451 | 2 | D.E-WASHER |
|------|---|------------|

MISC

| | | |
|------|---|---------------------------|
| E496 | 1 | INSTA HOT TAP |
| E531 | 4 | HAND DRYER |
| E532 | 2 | HAND WASH |
| E533 | 1 | FRONT W/ TOWER READER |
| E549 | 1 | SAFE AT MGR'S DESK (INTL) |

AUXILIARY SYSTEMS SCHEDULE:

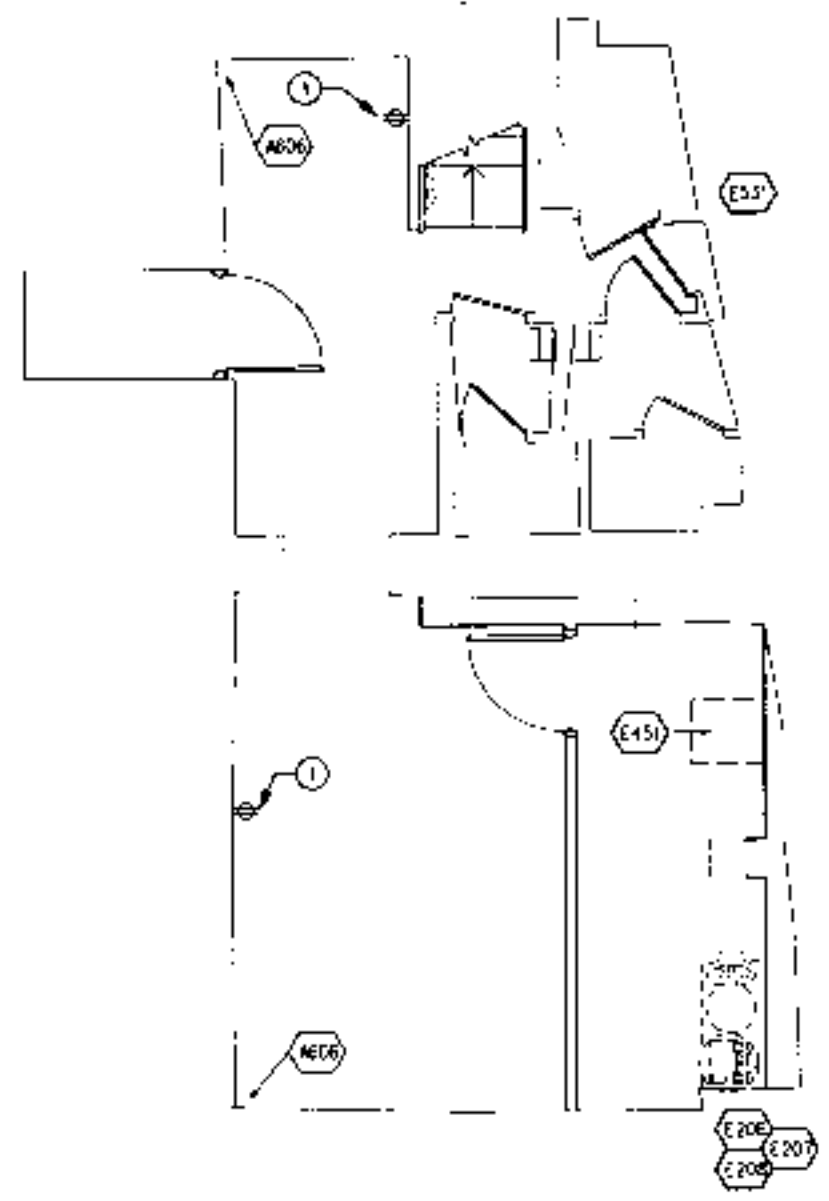
| ITEM | QTY | DESCRIPTION |
|------|-----|-------------|
|------|-----|-------------|

AUXILIARY SYSTEMS

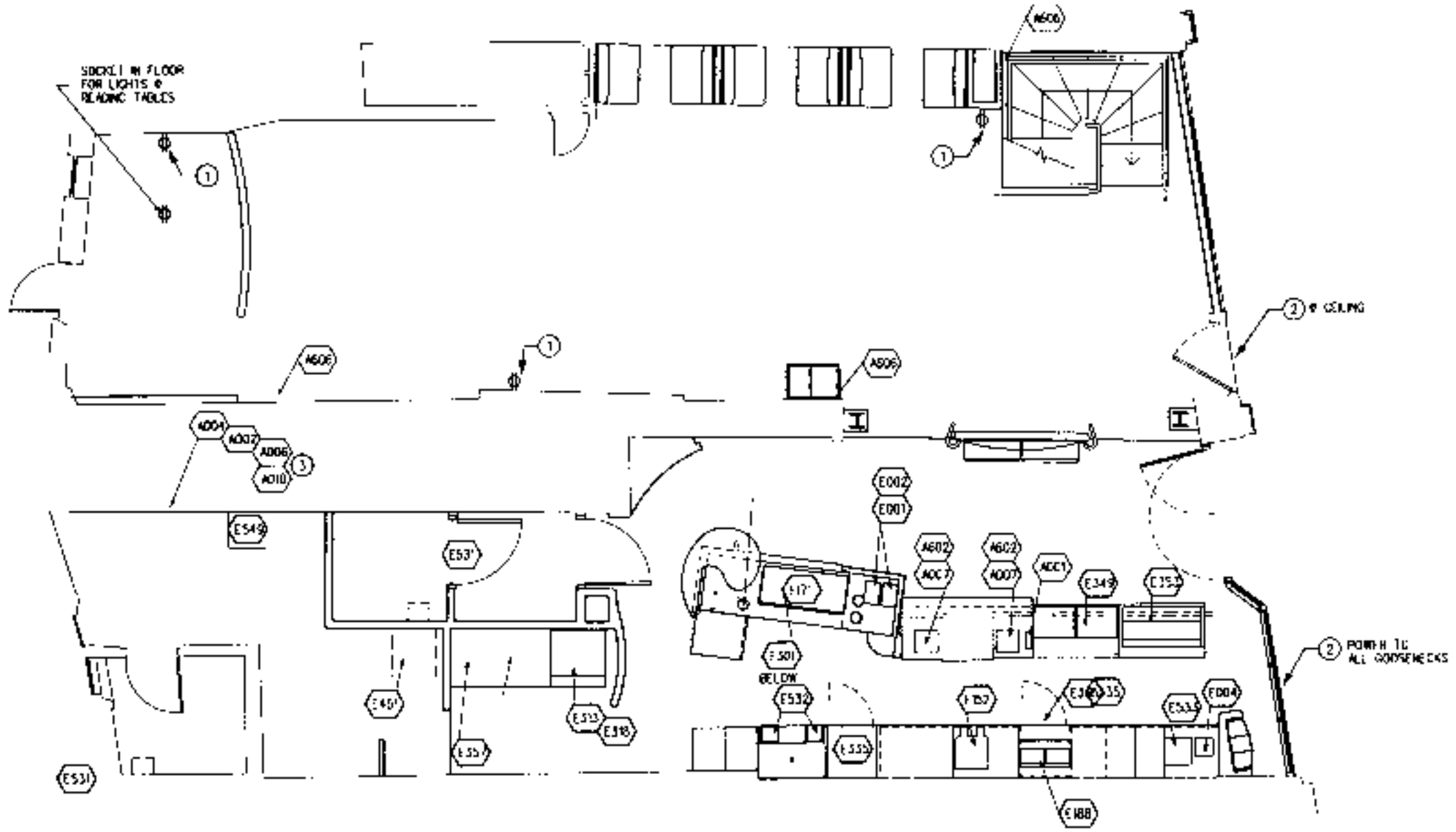
| | | |
|------|---|-------------------------|
| A001 | 1 | PHONE - 1 LINE SYSTEM |
| A002 | 1 | PHONE - 2 LINE SYSTEM |
| A004 | 1 | MANAGERS PC WORKSTATION |
| A005 | 1 | ALARM SYSTEM |
| A007 | 2 | MOS REGISTER |
| A010 | 1 | MUSIC SYSTEM - AED |

ACCESSORIES

| | | |
|------|---|------------------|
| A004 | 4 | POS BANK |
| A005 | 5 | ADDITIONAL TOOLS |



BASEMENT FLOOR PLAN



GROUND FLOOR PLAN

R20003083



© 1999 STARBUCKS CORPORATION

STARBUCKS COFFEE COMPANY
 11 Hedderham Road, Parsloes Green
 London SW6 4TJ
 United Kingdom
 02071 231 5399

THIS DRAWING AND SPECIFICATIONS, AS WELL AS STARBUCKS NAME AND LOGO, TRADEMARKS AND DESIGN ARE THE EXCLUSIVE PROPERTY OF STARBUCKS CORPORATION. ANY REPRODUCTION, MODIFICATION, USE OR OTHER UNLAWFUL USE OF THESE MATERIALS OR ANY PORTION OF THEM WITHOUT STARBUCKS CORPORATION'S WRITTEN CONSENT IS STRICTLY PROHIBITED.

CONSTRUCTION SET
 05 SEPT 00

REV DATE
 A 5-SEP construction set

LIGHTING SCHEDULE:

| ITEM | QTY | DESCRIPTION |
|------|-----|------------------------------|
| 1100 | 1 | ESTORE HNDOFF 21.11KW 60W |

TRACK & TRACK FIXTURES

| | | |
|------|---|-----------------------------------|
| 1146 | 1 | TRACK BLACK 1155mm - UK |
| 1147 | 1 | TRACK WHITE 1155mm - UK |
| 1148 | 5 | TRACK WHITE 2305mm - UK |
| 1149 | 2 | TRACK FIXTURE, RODM WHITE - UK |
| 1150 | 3 | TRACK FIXTURE, RODM BLACK - UK |
| 1151 | 2 | TRACK FIXTURE, RODM WHITE - UK |

RECESSED RECESSED FIXTURES

| | | |
|------|----|---------------------------------|
| 1152 | 1 | RECESSED RECESSED FIXTURE |
| 1153 | 15 | RECESSED RECESSED BLACK - UK |
| 1154 | 4 | RECESSED RECESSED WHITE - UK |
| 1155 | 9 | RECESSED RECESSED BLACK - UK |
| 1156 | 20 | RECESSED RECESSED BLACK - UK |

FLOUORESCENT FIXTURES

| | | |
|------|---|-----------------------------|
| 1157 | 4 | 2X2 SURFACE MOUNT |
| 1158 | 2 | 2X4 FOR AC |
| 1159 | 3 | FLUORESCENT IN STRIP 24" |
| 1160 | 3 | FLUORESCENT IN STRIP 48" |
| 1161 | 4 | 48 UNDERCOUNTER LIGHT |

EMERGENCY FIXTURES

| | | |
|------|---|-------------------------------|
| 1162 | 1 | EMERGENCY EXIT LIGHT WHITE |
| 1163 | 2 | EMERGENCY EXIT BLACK |
| 1164 | 3 | EXIT/EMERGENCY LIGHT BLACK |

ACCESSORIES

| | | |
|------|-----|--------------------------------|
| 1165 | 4 | LAMP FOR PEND ROCK |
| 1166 | 5 | 50 PAR 20 LAMP |
| 1167 | 120 | 50 PAR 16 LAMP |
| 1168 | 6 | U LAMP FOR 2X2 |
| 1169 | 15 | 48 IN LAMP FOR 2X4 OR STRIP |
| 1170 | 6 | 24 LAMP FOR STRIP |

ADDITIONAL ITEMS

| | | |
|------|---|-------------------|
| 1171 | 3 | LOUIS WALL SCENEL |
|------|---|-------------------|

AUXILIARY SYSTEMS SCHEDULE:

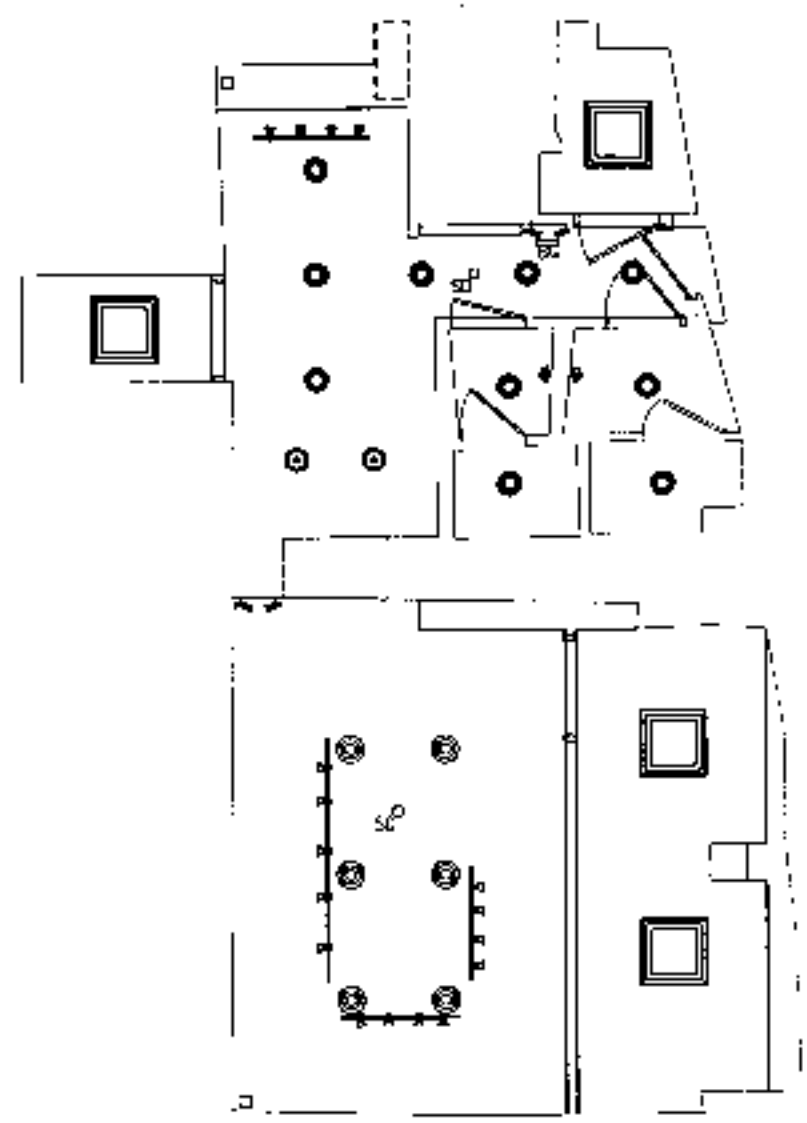
| ITEM | QTY | DESCRIPTION |
|------|-----|-------------|
|------|-----|-------------|

AUXILIARY SYSTEMS

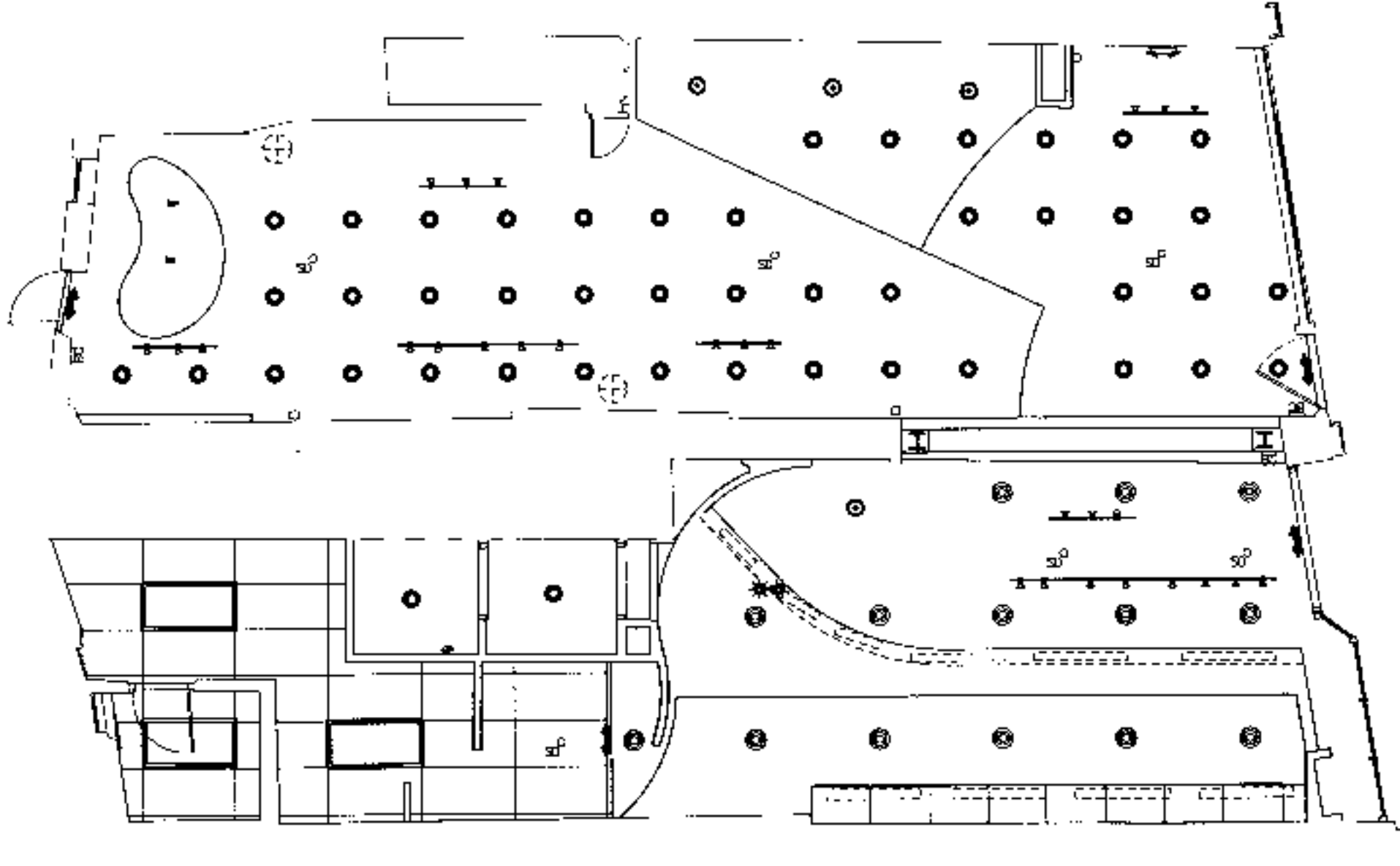
| | | |
|------|---|-------------------------|
| A001 | 1 | PHONE SYSTEM |
| A002 | 1 | PHONE SYSTEM |
| A004 | 1 | MANAGERS PC WORKSTATION |
| A005 | 1 | ALARM SYSTEM |
| A007 | 2 | PHONE REGISTER |
| A010 | 1 | MUSIC SYSTEM - ALL |

ACCESSORIES

| | | |
|------|---|---------------------------|
| A002 | 4 | PHONE HOOK |
| A005 | 5 | INDOOR/OUTDOOR SPEAKER |



BASEMENT FLOOR PLAN



GROUND FLOOR PLAN

PK0003083

SITE ADDRESS:
 60&61 HIGH STREET
 HAMPSTEAD
 LONDON NW3
 COUNTRY:
 UNITED KINGDOM

PROJECT NO. 8859-001
 CONCEPT: BREW
 ISSUE DATE: 23 AUGUST 2000
 PM: RORY HARTIE
 SD: RONALD RANICHE
 JD: K. HANCOCK

SCALE:
 (DO NOT SCALE DRAWINGS)

DRAWING TITLE:
 LIGHTING LAYOUT

DRAWING NUMBER:
 E2.0

PROJECT CODE: 885901



© 1996 STARBUCKS CORPORATION

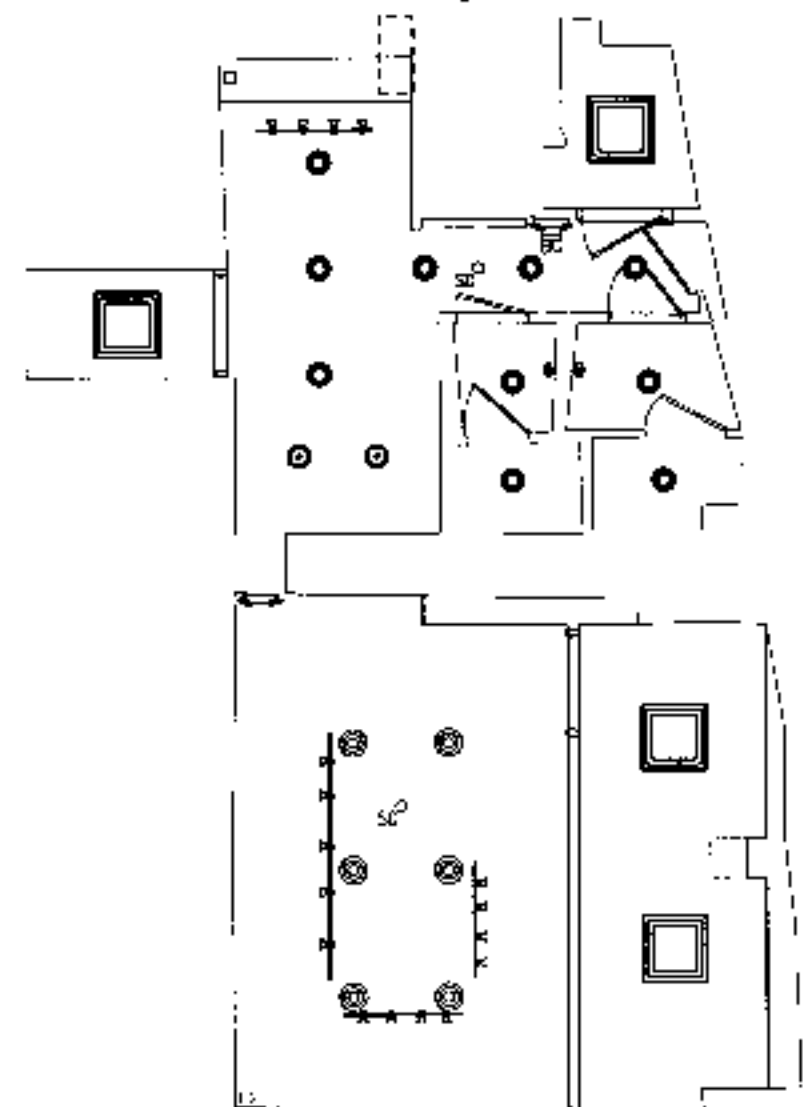
STARBUCKS
COFFEE COMPANY

15 Westmore Place, Parsons Place
London SW6 4TJ
United Kingdom
(071) 731 4330

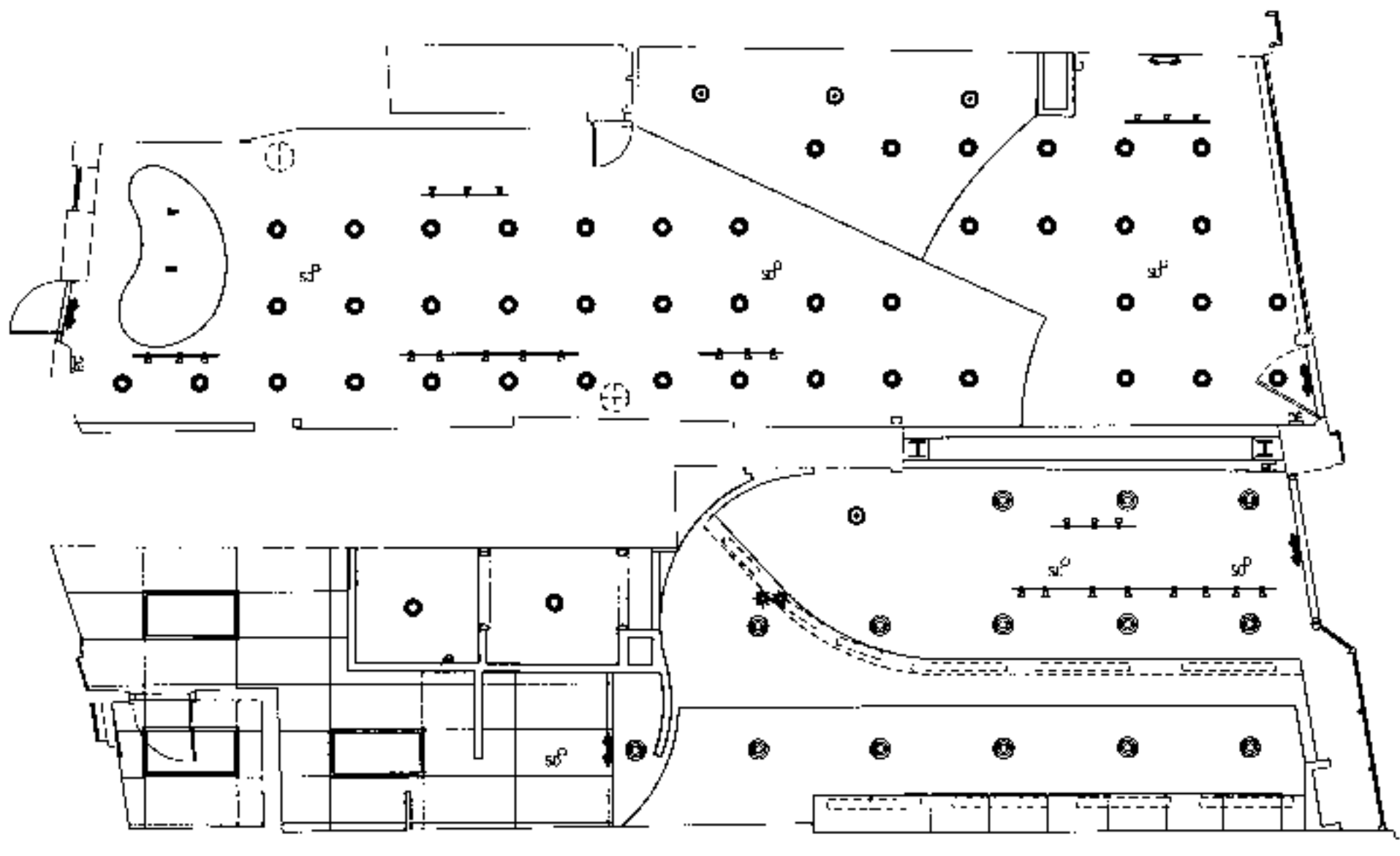
THIS PLAN AND SPECIFICATIONS, AS WELL AS
STANDARD AND LEGAL REQUIREMENTS AND
CONDITIONS, ARE THE EXCLUSIVE PROPERTY OF
STARBUCKS CORPORATION. ANY REPRODUCTION,
ADAPTATION, DISCLOSURE OR OTHER USE OF
THESE MATERIALS OR ANY PORTION OF THEM
WITHOUT STARBUCKS CORPORATION'S WRITTEN
CONSENT IS STRICTLY PROHIBITED.

CONSTRUCTION SET
05 SEPT 00

REV DATE
3-SEP-00
constructor: vcl



BASEMENT FLOOR PLAN



GROUND FLOOR PLAN

SITE ADDRESS:

60&61 HIGH STREET
HAMPSTEAD
LONDON NW3

COUNTRY:
UNITED KINGDOM

PROJECT NO. B659-001
CONCEPT: BREW
ISSUE DATE: 23 AUGUST 2000
PM: RORY MARTE
SD: RONALD RAICHE
JC: K. HANCOCK

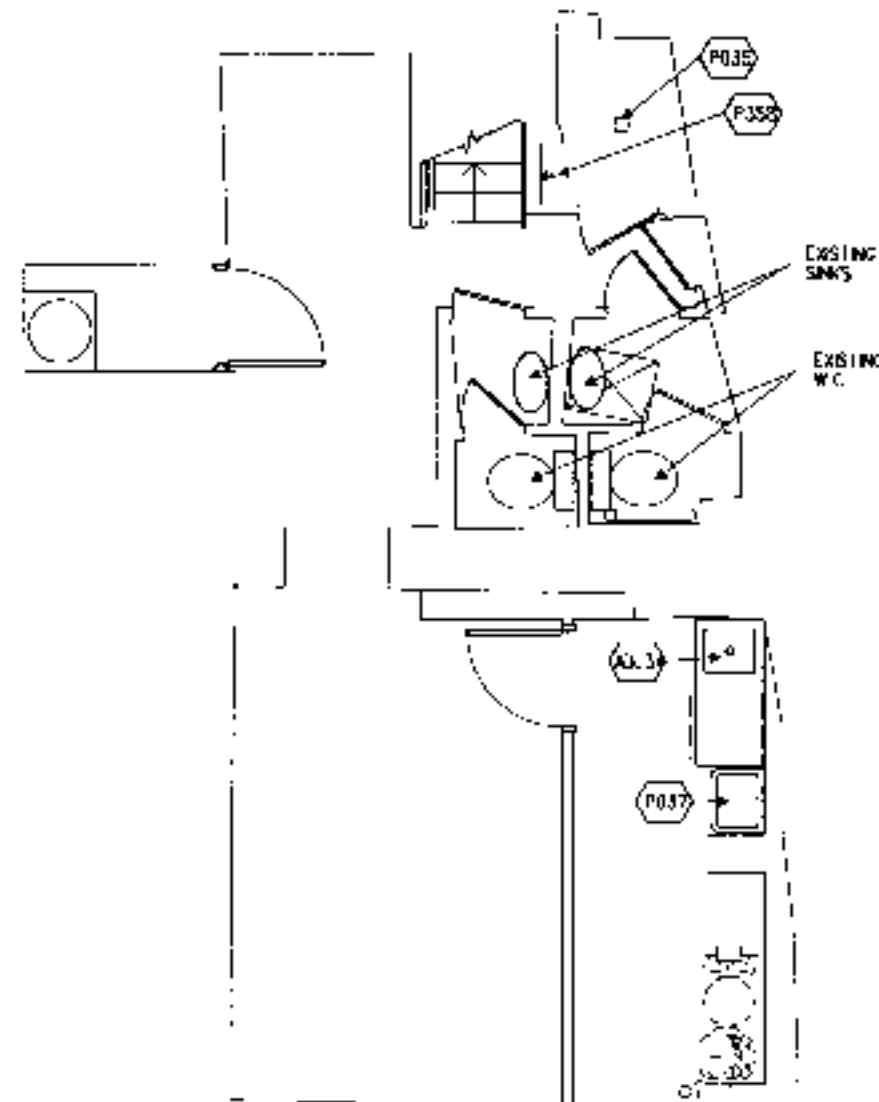
SCALE:
(DO NOT SCALE DRAWINGS)

DRAWING TITLE:
HVAC
PLAN


DRAWING NUMBER:
M1.0

PROJECT CODE: B65901

P410003083



BASEMENT FLOOR PLAN



GROUND FLOOR PLAN

PLUMBING GENERAL NOTES:

- A. NUMERICAL NOTES (BELOW) NOT LISTED ARE NOT USED.
- B. FOR FULL SCHEDULES & COMPLETE LISTING SEE SHTS S01 THRU S03
- C. PLUMBING CONTRACTOR RESPONSIBLE FOR SITE INVESTIGATION PRIOR TO START OF WORK TO REVEAL FULL SCOPE OF WORK.
- D. COORDINATE WITH ELECTRICAL CONTRACTOR FOR POWER CONNECTION TO ALL PLUMBING EQUIPMENT.
- E. DIMENSIONS ARE TO FINISH FACE U.S.M.
- F. REFER TO ARCHITECTURAL CASEWORK DETAILS SHTS A7.0 - A7.5 FOR PLUMBING FITTINGS LOCATED IN CASEWORK.

PLUMBING SCHEDULE:

| ITEM | QTY | DESCRIPTION |
|-----------------|-----|----------------------|
| FIXTURES | | |
| P002 | 1 | WIPPER WELL |
| P004 | 1 | WASH STATION |
| P035 | 1 | FLOOR DRAIN |
| P037 | 2 | MUP SINK INTL |
| P046 | 2 | TOILET INTERNATIONAL |
| P055 | 1 | WURK SINK |
| P057 | 1 | HAND SINK |

| ITEM | QTY | DESCRIPTION |
|----------------|-----|--------------------|
| FAUCETS | | |
| F159 | 1 | WIPPER WELL FAUCET |
| F153 | 1 | WURK SINK FAUCET |
| F154 | 1 | HAND SINK FAUCET |
| F158 | 1 | TOILET |

| ITEM | QTY | DESCRIPTION |
|-------------------------|-----|---------------------------|
| ADDITIONAL ITEMS | | |
| REL34 | 2 | TOILET SINK W/ DRAINBOARD |
| REL38 | 2 | LABATORY W/ TAP |

EQUIPMENT SCHEDULE:

| ITEM | QTY | DESCRIPTION |
|-----------------|-----|--------------------------|
| GRINDING | | |
| E001 | 1 | GRINDER - REGULAR DECAF |
| E002 | 1 | GRINDER - SUPER ESPRESSO |
| E004 | 1 | GRINDER - COFFEE |

| ITEM | QTY | DESCRIPTION |
|-----------------|-----|------------------|
| ESPRESSO | | |
| E152 | 1 | ESPRESSO MACHINE |
| E171 | 1 | ESPRESSO MACHINE |
| E155 | 1 | ESPRESSO MACHINE |

| ITEM | QTY | DESCRIPTION |
|----------------------|-----|----------------------------|
| WATER SYSTEMS | | |
| F156 | 1 | WATER SYSTEM C - PROCESSOR |
| F157 | 1 | WATER SYSTEM C - SALT TANK |
| F158 | 1 | WATER SYSTEM C - SOFTENER |

| ITEM | QTY | DESCRIPTION |
|--------------------------|-----|--------------------------|
| REFRIGERATION/ICE | | |
| E001 | 1 | UNDERCOUNTER REFRIG |
| E013 | 1 | ICE MACHINE (W/ SINK) |
| E016 | 1 | 500 LB ICE BIN |
| E035 | 2 | UNDERCOUNTER REFRIG |
| E149 | 1 | REFRIG CASE 1000 FMB/CHL |
| E151 | 1 | REFRIG CASE 1000 RCE |
| E157 | 1 | REFRIG CASE 1000 RCE |

| ITEM | QTY | DESCRIPTION |
|-------------------|-----|-------------|
| DEHWASHERS | | |
| E151 | 2 | DEHWASHER |

| ITEM | QTY | DESCRIPTION |
|-------------|-----|--------------------------|
| MISC | | |
| E150 | 1 | WATER HOT TAP |
| E031 | 1 | HAND DRYER |
| E032 | 2 | BLENDER |
| E033 | 1 | SCALE W/ TOWER (HAELE) |
| E040 | 1 | SAFE AT WORKS BIN (HILL) |



STARBUCKS COFFEE COMPANY
 11 Hedderley Road, Pinner, Green
 London NW9 4TJ
 United Kingdom
 0181 731 5292

THIS PLAN AND SPECIFICATION AS WELL AS SIMILAR PLAN AND SPECIFICATION ARE THE EXCLUSIVE PROPERTY OF STARBUCKS COFFEE COMPANY AND NO REPRODUCTION, MODIFICATION OR USE OF ANY PART OF THIS PLAN OR SPECIFICATION IS PERMITTED WITHOUT STARBUCKS COFFEE COMPANY'S WRITTEN CONSENT IN STRICT ACCORDANCE WITH THE TERMS AND CONDITIONS OF THE LICENSING AGREEMENT.

CONSTRUCTION SET
 05 SEPT 00

REV DATE
 3-SEPT construction set

SITE ADDRESS:
 60&61 HIGH STREET
 HAMPSTEAD
 LONDON NW3

COUNTRY:
 UNITED KINGDOM

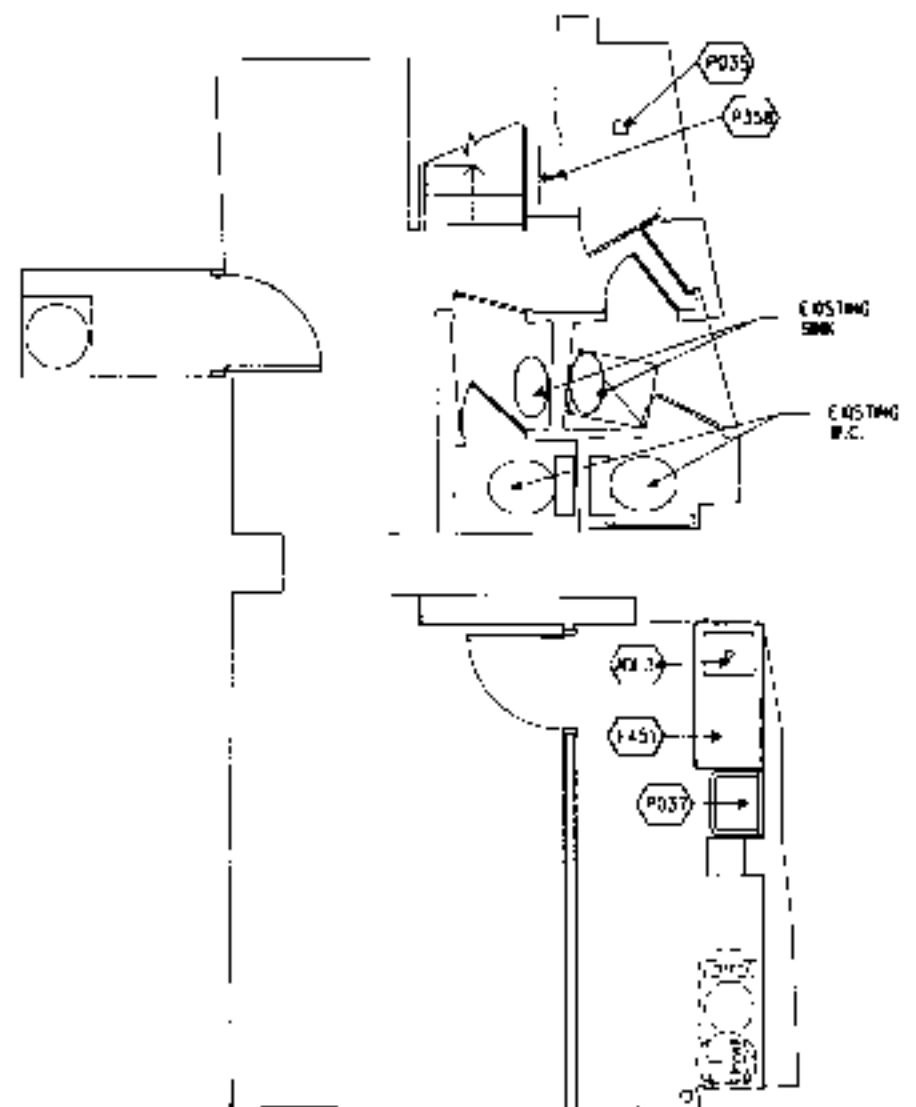
PROJECT NO.: 8859-001
CONCEPT: BREW
ISSUE DATE: 23 AUGUST 2000
PM: RORY HARTE
SD: RONALD RANCKE
JC: K. HANCOCK

SCALE:
 (DO NOT SCALE DRAWINGS)

DRAWING TITLE:
 WATER SERVICES LAYOUT

DRAWING NUMBER:
 P1.0
PROJECT CODE: 885901

P2x0003083



- PLUMBING GENERAL NOTES**
- (A) NUMERICAL NOTES (BELOW) NOT LISTED ARE NOT USED.
 - (B) FOR FULL SCHEDULES & COMPLETE LISTING SEE SHEETS SCL1 THRU SCL3.
 - (C) PLUMBING CONTRACTOR RESPONSIBLE FOR SITE INVESTIGATION PRIOR TO START OF WORK TO REVEAL FULL SCOPE OF WORK.
 - (D) COORDINATE WITH ELECTRICAL CONTRACTOR FOR POWER CONNECTION TO ALL PLUMBING EQUIPMENT.
 - (E) DIMENSIONS ARE TO FINISH FACE U.D.N.
 - (F) REFER TO ARCHITECTURAL CASEWORK OF FALS SHEETS A7.0 - A7.5 FOR PLUMBING FITTINGS LOCATED IN CASEWORK.

PLUMBING SCHEDULE:

| ITEM | QTY | DESCRIPTION |
|------|-----|-------------|
|------|-----|-------------|

FIXTURES

| | | |
|------|---|-----------------------|
| P002 | 1 | DIPPER WELL |
| P004 | 1 | WATER STATION |
| P035 | 1 | FLOOR DRAIN |
| P037 | 2 | MOP SINK (INT) |
| P045 | 2 | TOILET, INTERNATIONAL |
| P040 | 1 | WORK SINK |
| P051 | 1 | HAND SINK |

FAUCETS

| | | |
|------|---|--------------------|
| F022 | 1 | DIPPER WELL FAUCET |
| F023 | 1 | WORK SINK ALCOI |
| F034 | 1 | HAND SINK ALCOI |
| F048 | 1 | FLOOR SINK |

ADDITIONAL ITEMS

| | | |
|------|---|----------------------------|
| ADL3 | 2 | TOILET SINK W/ DRAINBOARDS |
| ADL8 | 2 | LAVATORY W/ TAP |

EQUIPMENT SCHEDULE:

| ITEM | QTY | DESCRIPTION |
|------|-----|-------------|
|------|-----|-------------|

GRINDING

| | | |
|------|---|--------------------------|
| E001 | 1 | GRINDER - RESILIANT DIAM |
| E002 | 1 | GRINDER - SUPER FINE/SSS |
| E004 | 1 | GRINDER - COFFEE |

BREWING

| | | |
|------|---|--------------------------|
| E152 | 1 | BREWER - TWIN COLUMBIA |
| E171 | 1 | ESPRESSO MACHINE & GROUP |
| E188 | 1 | DBL PANINI GRILL |

WATER SYSTEMS

| | | |
|------|---|--------------------------|
| 1206 | 1 | WATER SYSTEM - PROCESSOR |
| 1207 | 1 | WATER SYSTEM - SALT TANK |
| 1208 | 1 | WATER SYSTEM - SOFTENER |

REFRIGERATION

| | | |
|------|---|--------------------------|
| E201 | 1 | UNDERCOUNTER REFRIG |
| E213 | 1 | ICE MACHINE (AIR COOL) |
| E216 | 1 | 500 LB ICE BIN |
| E235 | 2 | UNDERCOUNTER REFRIG |
| E242 | 1 | FRIG CASE 1200 AMR/CHL |
| E243 | 1 | FRIG CASE 1200 ROS |
| E257 | 1 | FRIGM MACHIN REFRIG - UK |

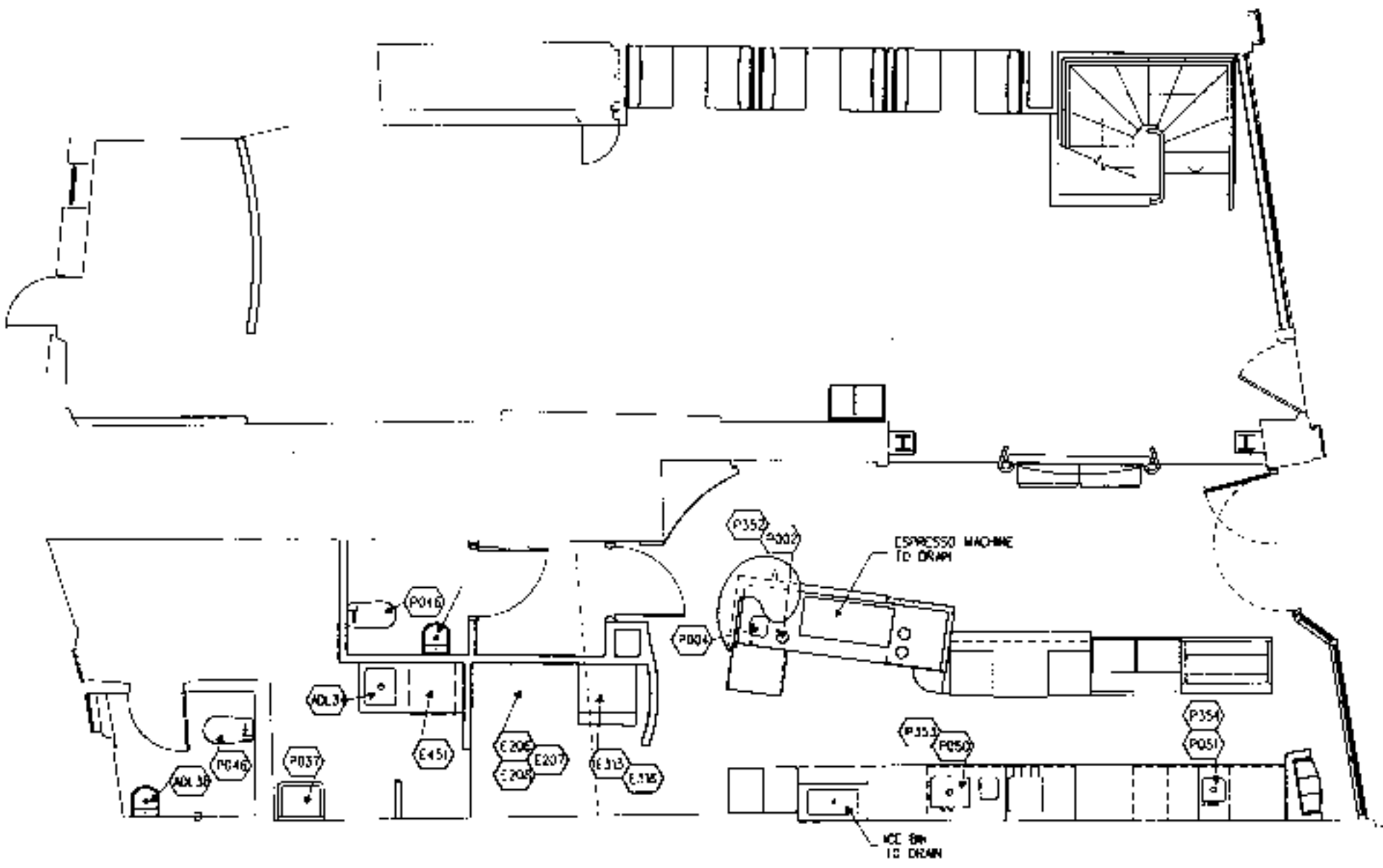
DISHWASHERS

| | | |
|------|---|------------|
| E451 | 2 | DISHWASHER |
|------|---|------------|

MISC

| | | |
|------|---|--------------------------|
| E226 | 0 | INSTA HOT TAP |
| E227 | 4 | HAND DRYER |
| E232 | 2 | BLENDER |
| E233 | 1 | SCALE W/ TOWER RE ADJUT |
| E244 | 1 | SAFE AT WORKS DESK INE.F |

BASEMENT FLOOR PLAN



GROUND FLOOR PLAN

P2X0003083



STARBUCKS COFFEE COMPANY
 11 Hallmark Road, Parsippany, Queens
 London SW14 4TL
 United Kingdom
 (01703) 791 6666

THESE PLANS AND SPECIFICATIONS, AS WELL AS STARBUCKS NAME AND LOGO, TRADEMARKS AND SERVICE ARE THE EXCLUSIVE PROPERTY OF STARBUCKS CORPORATION. ANY REPRODUCTION, MODIFICATION, DISSEMINATION, OR USE OF THESE MATERIALS WITHOUT THE WRITTEN PERMISSION OF STARBUCKS CORPORATION, FROM WHATEVER SOURCE, IS STRICTLY PROHIBITED.

CONSTRUCTION SET
 03 SEP 00

REV DATE
 5 SEPT construction set

SITE ADDRESS:
 60&61 HIGH STREET
 HAMPSTEAD
 LONDON NW3
 COUNTRY:
 UNITED KINGDOM

PROJECT NO.: 8659-001
CONCEPT: BREW
ISSUE DATE: 23 AUGUST 2000
PM: RORY HARTE
SD: RONALD RACH-K
JD: K HANCOCK

SCALE:
 (DO NOT SCALE DRAWINGS)

DRAWING TITLE:
 ABOVE GROUND
 DRAINAGE
 LAYOUT

DRAWING NUMBER:
 P2.0

PROJECT CODE: 865901



© 1996 STARBUCKS CORPORATION

STARBUCKS COFFEE COMPANY
 11 Heathway Road, Parsippany, New Jersey
 London SW6 4TJ
 United Kingdom
 (071) 731 4300

THESE PLANS AND SPECIFICATIONS, AS WELL AS STARBUCKS' NAME AND LOGO, TRADEMARKS AND DESIGN ARE THE EXCLUSIVE PROPERTY OF STARBUCKS CORPORATION. ANY REPRODUCTION, MODIFICATION, DISTRIBUTION, OR OTHER USE OF THESE MATERIALS FOR ANY PURPOSES OTHER THAN WITHOUT STARBUCKS CORPORATION'S PRIOR WRITTEN CONSENT IS STRICTLY PROHIBITED.

CONSTRUCTION SET
 05 SEP 00

REV DATE
 5 50P construction set

MISCELLANEOUS SCHEDULE

| ITEM | QTY | DESCRIPTION | MANUFACTURER | MODEL # | VD. TS | AMPS | SUPPLY | WASTE | REMARKS | SKU # | SHP |
|------|-----|-------------------------------|---------------------|-----------------|--------|------|--------|-------|---|--------|-----|
| M012 | 1 | CONDIMENT TRASH DROE | VOLURATH | FR72C MODIFIED | | | | | | 100590 | 3PL |
| M014 | 1 | KNOCK BOX W/ASKET | EUROTEK | EU510M | | | | | | 810285 | 3PL |
| M015 | 1 | KNOCK BOX T/LEW SHIELD | EUROTEK | EU510M | | | | | | 802374 | 3PL |
| M017 | 3 | WOODA FILM CONTAINER | VOLURATH | 78154 | | | | | | 012510 | 3PL |
| M018 | 1 | 3 IN AN DRAWER LINER "A" KIT | | EU510M | | | | | | 123419 | 3PL |
| M022 | 2 | 1 LOCKING 5" D 10 COMPARTMENT | WESTCO SYSTEM | 70270 | | | | | ATTACH TO WALL | 122223 | 3PL |
| M025 | 1 | COAT HOOK | BRADLEY | 12245 | | | | | | 118278 | 3PL |
| M027 | 4 | COAT HOOK | BRADLEY | 9150 | | | | | | 118277 | 3PL |
| M031 | 2 | 78 X 48" WALK-OFF MAT | PACIFIC MAT | A70 181818 | | | | | CONTACT LAM PALLETS (253) 365-6282 | 188284 | 3PL |
| M034 | 5 | 24 OZ DIB HOLDER | SAN JAMES | C340001 | | | | | | 114741 | 3PL |
| M036 | 4 | 12 OZ DIB HOLDER | SAN JAMES | C32000H | | | | | | 114742 | 3PL |
| M040 | 1 | MEN'S/WOMEN'S SIGNAGE | | | | | | | | 120184 | 3PL |
| M041 | 1 | LINEX SIGNAGE | | | | | | | | 120185 | 3PL |
| M043 | 5 | FIRE EXTINGUISHER | FERRELLS FIRE | FORM: 5L 14B018 | | | | | | 118421 | 3PL |
| M046 | 1 | KEYBOARD TRAY | OFFICE ENVIRONMENTS | | | | | | | 116122 | 3PL |
| M047 | 1 | BULLETIN BOARD | BOSS CANADIAN | 24 X 36 | | | | | | 201112 | 3PL |
| M049 | 1 | FILE CABINET | OFFICE ENVIRONMENTS | 50-10121 | | | | | | 10121 | 3PL |
| M057 | 4 | PAPER TOWEL DISP | VARIOUS | VARIOUS | | | | | LOCALLY SOURCED | | |
| M053 | 5 | SOAP DISPENSER WALL MTD | BRADLEY | 12542 | | | | | | 118274 | 3PL |
| M054 | 1 | SOAP DISPENSER DECOR MTD | BOBRICK | 10-18721 | | | | | FOR RESTROOM SINKS | 162800 | 3PL |
| M062 | 3 | MIRROR | BRADLEY | 751-1820 | | | | | FOR RESTROOM SINKS 18 X 30. FLAT 3/4" THICKNESS | | CC |
| M063 | 4 | TOILET PAPER DISPENSER | BRADLEY | 15402 | | | | | | 10572 | 3PL |
| M067 | 2 | MOP RACK | BRADLEY | 12953 837-001 | | | | | | 118279 | 3PL |
| M115 | 1 | CONDIMENT BAR (TOP ASSEMBLY) | REC ARCH METALS | | | | | | 101114024 DIA | 145041 | 3PL |
| M117 | 1 | READING TABLE | REC ARCH METALS | | | | | | | 145042 | VD |
| M127 | 5 | SEMI VINYL BACK BENCH | MAILLIT / GOR | 100001 FINESSE | | | | | INDOOR DISHION | 146649 | 3PL |
| M131 | 5 | SEMI VINYL SEAT BENCH | MAILLIT / GOR | 100001 FINESSE | | | | | INDOOR DISHION | 146649 | 3PL |

ADDITIONAL ITEMS

| ITEM | QTY | DESCRIPTION | MANUFACTURER | MODEL # | VD. TS | AMPS | SUPPLY | WASTE | REMARKS | SKU # | SHP |
|-------|-----|---------------------|--------------|---------|--------|------|--------|-------|--------------------------------|-------|-----|
| ADJ 1 | 1 | URINAL SET | BY GC | | | | | | FIXED AND INCEP SEE FOR TOILET | | CC |
| ADJ 2 | 1 | METAL SHELVING UNIT | | | | | | | | | CC |

AUXILIARY SYSTEMS SCHEDULE

| ITEM | QTY | DESCRIPTION | MANUFACTURER | MODEL # | VD. TS | AMPS | SUPPLY | WASTE | REMARKS | SKU # | SHP |
|------|-----|--------------------------|--------------|------------|--------|------|--------|-------|---------|--------|-----|
| A001 | 1 | PHONE SYSTEM | ATI | 210 110010 | | | | | | 124126 | 3PL |
| A002 | 1 | PHONE SYSTEM | ALICENT | 872 | | | | | | 154911 | 3PL |
| A004 | 1 | MANAGER'S PC WORKSTATION | IBM | 115 4320K | 15 | 9.8 | | | | 16942 | VD |
| A006 | 1 | ALARM SYSTEM | FOR BID | EU510M | 15 | 1 | | | | 120454 | VD |
| A007 | 1 | PUS REGISTER | IBM | 4655101 | 15 | 3.8 | | | | 16943 | VD |
| A008 | 1 | MUSIC SYSTEM | ATI MUSIC | 220150 | 220 | 50 | | | | 120584 | VD |

ADDITIONAL ITEMS

| ITEM | QTY | DESCRIPTION | MANUFACTURER | MODEL # | VD. TS | AMPS | SUPPLY | WASTE | REMARKS | SKU # | SHP |
|------|-----|------------------------|--------------|------------|--------|------|--------|-------|-----------------|--------|-----|
| A002 | 4 | DOOR BANK | PERMAYALT | W1225R PIN | | | | | | 155278 | 3PL |
| A006 | 5 | INDOOR/OUTDOOR SIGNAGE | ATI | B561 | | | | | SIGNAGE MOUNTED | 155306 | 3PL |

PLUMBING SCHEDULE

| ITEM | QTY | DESCRIPTION | MANUFACTURER | MODEL # | VD. TS | AMPS | SUPPLY | WASTE | REMARKS | SKU # | SHP |
|------|-----|----------------------|------------------|-----------------|--------|------|----------|----------|--------------------------------------|--------|-----|
| P002 | 1 | DIPPER WELL | BOELTER CO. | 1129 | | | | 3/4" | USE DIPPER FAUCET | 106167 | 3PL |
| P004 | 1 | WATER STATION | FISH | 11400 | | | 3/8" CPW | 3/4" | W/ 10" WATER TOWER FAUCET | 10426 | 3PL |
| P025 | 1 | FLOOR DRAIN | JR SMITH | 605MR ROAD II | | | | 2" D | W/ 2 PLUMBERS TAIL PIECE | | 3PL |
| P033 | 2 | MOP SINK (N.I.I) | | | | | | | LOCALLY SOURCED | | CC |
| P046 | 2 | TOILET INTERNATIONAL | | | | | 3/8" NPS | 3 1/2" D | LOCALLY SOURCED | | CC |
| P050 | 1 | WORK SINK | CASH WORK VENDOR | STAINLESS STEEL | | | | | INTEGRAL TO SS COUNTERTOP 2 1/2" DIA | | VD |
| P051 | 1 | HAND SINK | CASH WORK VENDOR | STAINLESS STEEL | | | | | INTEGRAL TO SS COUNTERTOP 2 1/2" DIA | | VD |

FEATURES

| ITEM | QTY | DESCRIPTION | MANUFACTURER | MODEL # | VD. TS | AMPS | SUPPLY | WASTE | REMARKS | SKU # | SHP |
|------|-----|------------------------|-------------------|------------|--------|------|------------------|-------|-----------------------------|--------|-----|
| F002 | 1 | DIPPER WELL FAUCET | THE BOELTER CO. | 151 | | | 1/4" CW | | AT HANDICAP | 106168 | 3PL |
| F003 | 1 | WORK SINK FAUCET DELTA | | 710-WF-HDF | | | 1/2" CW/1/4" NPS | | AT BACKBAR LUMPARTHER SINKS | 120251 | 3PL |
| F004 | 1 | HAND SINK FAUCET | AMERICAN STANDARD | 2385-000 | | | 1/2" CW/1/4" NPS | | AT RESTROOM HAND SINK | 120253 | 3PL |
| F005 | 1 | HAND SINK | WOODFORD | W-657-6 | | | 3/8" NPS | | | 142006 | 3PL |

ADDITIONAL ITEMS

| ITEM | QTY | DESCRIPTION | MANUFACTURER | MODEL # | VD. TS | AMPS | SUPPLY | WASTE | REMARKS | SKU # | SHP |
|-------|-----|----------------------------|--------------|---------|--------|------|--------|-------|---------|-------|-----|
| ADJ 1 | 2 | TOILET SINK W/ DRAINBOARDS | | | | | | | | | CC |
| ADJ 2 | 1 | AVAILIARY W/ TAP | | | | | | | | | |

SITE ADDRESS:
 60&61 HIGH STREET
 HAMPSTEAD
 LONDON NW3
 COUNTRY:
 UNITED KINGDOM

PROJECT NO. 8659-001
 CONCEPT: BREW
 ISSUE DATE: 23 AUGUST 2000
 PM: RORY HARTIE
 SD: RONALD RACHE
 JC: K. HANCOCK

SCALE: NO SCALE
 (DO NOT SCALE DRAWINGS)

DRAWING TITLE:
 SCHEDULES:
 MISCELLANEOUS,
 PLUMBING, HVAC
 AUXILIARY

DRAWING NUMBER:
 SC.1

PROJECT CODE: 865901

PLX00063083



© 1999 STARBUCKS CORPORATION

STARBUCKS COFFEE COMPANY
 11 Hawthorne Road, Parsippany, New Jersey 07654
 London SW9 4TL
 United Kingdom
 01753 701458

THESE PLANS AND SPECIFICATIONS ARE THE PROPERTY OF STARBUCKS COFFEE COMPANY. ANY REPRODUCTION, MODIFICATION, DISSEMINATION, OR USE OF THESE MATERIALS FOR ANY PURPOSES WITHOUT THE WRITTEN CONSENT OF STARBUCKS COFFEE COMPANY IS STRICTLY PROHIBITED.

CONSTRUCTION SET
 02 SEPT 00

REV DATE
 5-SEP-00
 constructor: wj

LIGHTING SCHEDULE

| ITEM# | QTY | DESCRIPTION | MANUFACTURER | MODEL | VOLTS | WATTS | AMPS | REMARKS | SKU # | SHIP |
|-----------------------------------|-----|--------------------------------|--------------|----------------------|-------|-------|------|------------------------------------|--------|------|
| PENDANT'S SCENES | | | | | | | | | | |
| L011 | 1 | BSTORE HINDETT YELLOW 60W | BASIC SOURCE | 13342 | 120 | 60 | | B STORE - BROMA W/ L302 LAMP | 148443 | JPL |
| TRACK & TRACK FIXTURES | | | | | | | | | | |
| L146 | 1 | TRACK BLACK 115MM - JK | ILLUMA | T4-BL | 220 | | | | | CC |
| L147 | 8 | TRACK WHITE 115MM - JK | ILLUMA | T4-WH | 220 | | | | | CC |
| L149 | 3 | TRACK WHITE 231MM - JK | ILLUMA | T8-WH | 220 | | | | | CC |
| L151 | 2 | TRACK FIXTURE, 80MM WHITE - JK | ILLUMA | 1422-WH | 220 | | | | | CC |
| L152 | 3 | TRACK FIXTURE, 80MM BLACK - JK | ILLUMA | 1422-BL | 220 | | | | | CC |
| L153 | 12 | TRACK FIXTURE, 80MM WHITE - JK | ILLUMA | 1422-WH | 220 | | | | | CC |
| INCANDESCENT FIXTURES | | | | | | | | | | |
| L130 | 1 | 240 120 V FIXTURE | BASIC SOURCE | 4997 | 120 | 60 | | OPT. OF 171 FIXTURES, L922 LAMPS | 148454 | 3PL |
| L131 | 13 | 80MM INCAN RECS'D. BLACK - JK | ILLUMA | D102-BL | 220 | | | UK LOCALLY SOURCED | | CC |
| L132 | 43 | 80MM INCAN RECS'D. WHITE - JK | ILLUMA | D102-WH | 220 | | | UK LOCALLY SOURCED | | CC |
| L135 | 8 | 20MM INCAN RECS'D. ALL W/IK | ILLUMA | D1025-WH | 220 | | | UK LOCALLY SOURCED | | CC |
| L138 | 20 | 100MM INCAN RECS'D. BLK - JK | ILLUMA | 1527-BL | 220 | | | UK LOCALLY SOURCED | | CC |
| FLUORESCENT FIXTURES | | | | | | | | | | |
| L152 | 4 | 2X2 SURF MOUNT MOLDT | LITHONIA | 12M 2' X 4' A2 2000B | 120 | 64 | | W/ 121 L986 LAMPS | 121551 | VD |
| L153 | 3 | 2X4 FOR ACT | LITHONIA | 2CT 302 A12 1400BE | 120 | 66 | | W/ 131 L986 LAMPS | 12889A | VD |
| L154 | 3 | FLUORESCENT 2X4 STRIP 24 | LITHONIA | 0217-005 | 120 | 34 | | W/ 121 L986 LAMPS | 121552 | VD |
| L154 | 3 | FLUORESCENT 2X4 STRIP 48 | LITHONIA | 0217-008 | 120 | 64 | | W/ 121 L986 LAMPS | 12889B | VD |
| L157 | 4 | 48 UNDERCOUNTER LIGHT | NIJLITE | 212-32-EB | 120 | 50 | | STUSSER F1121MC (2006-023-6563) | | VD |
| ANCILLARY FIXTURES | | | | | | | | | | |
| L853 | 1 | EMERGENCY EXIT LIGHT WHITE | LITHONIA | LH05W30 EL N - WHITE | 120 | | | | 189701 | VD |
| L857 | 2 | EMERGENCY LIGHT BLACK | LITHONIA | BFLM30 50W BLACK | 120 | | | | 135040 | VD |
| L859 | 3 | EXIT/EMERGENCY LIGHT BLACK | LITHONIA | LH05W30 EL N - BLACK | 120 | | | | | VD |
| ACCESSORIES | | | | | | | | | | |
| L902 | 4 | LAMP FOR PEND - BOW | SYLVANIA | 60 A-10 | 120 | 60 | | | 133041 | VD |
| L915 | 8 | 50 PAR 20 LAMP | SYLVANIA | 50 PAR 20 CAP/NFL | 120 | 60 | | | 119709 | VD |
| L922 | 22 | 50 PAR 35 LAMP | ILLUMA | 50 PAR 35 NFL | 220 | 60 | | UK LOCALLY SOURCED | | CC |
| L985 | 8 | L LAMP FOR 2X2 | SYLVANIA | 110 317/83D | 120 | 31 | | | 116705 | VD |
| L986 | 3 | 48 IN. AMP FOR 2X4 OR 5" STRIP | SYLVANIA | F0317/83D | 120 | 37 | | | 118712 | VD |
| L990 | 5 | 24" AMP FOR STRIP | SYLVANIA | F017/83D | 120 | 17 | | | 121553 | VD |
| ADDITIONAL ITEMS | | | | | | | | | | |
| ALL 19 | 3 | 105W WALL SOURCE | IN SOLUTE | 9371 | | | | LAVATORY MIRROR AND SLATING ACCENT | 124740 | 3PL |

EQUIPMENT SCHEDULE

| ITEM# | QTY | DESCRIPTION | MANUFACTURER | MODEL | VOLTS | AMPS | SUPPLY WASTE | REMARKS | SKU # | SHIP |
|--------------------------|-----|---------------------------|---------------------|--------------|---------|------|--------------|---|--------|------|
| GRINDING | | | | | | | | | | |
| E001 | 1 | GRINDER - REGULAR BLEND | ASTORIA MASSE | SUPLN JOLLY | 110 | 5 | | AT BARIETA | 10419 | 3PL |
| E002 | 1 | GRINDER - SUPER ESPRESSO | ASTORIA MASSE | MAJOR | 110 | 7.5 | | AT BARIETA | 11082 | 3PL |
| E004 | 1 | GRINDER - COFFEE | DITTING | KR 1203 | 110 | 11.8 | | AT BARIETA W/ BAG | 145162 | 3PL |
| BREWING | | | | | | | | | | |
| F152 | 1 | BREWER - TWIN COLUMBIA | AMERICAN METALWARK | H4001 | 120/208 | 30 | 3/8" CWI | NEMA 14-50R/P, 4 AMP @ 240V | 105373 | 3PL |
| F171 | 1 | ESPRESSO MACHINE 8 GROUP | LA MARZOCCO | EE-4 | 220/110 | 17 | 1/2" CWI | NEMA E-50R/P | 10482 | 3PL |
| F188 | 1 | DR. PANINI GRILL - UK | R V RUTLAND | RE200 | 220 | 26 | | | | 3PL |
| WATER SYSTEMS | | | | | | | | | | |
| F206 | 1 | WATER SYSTEM - PROCESSOR | WATER SYSTEMS GROUP | CS SYSTEM | | | | | 142206 | 3PL |
| F207 | 1 | WATER SYSTEM - SALT TANK | WATER SYSTEM GROUP | | | | | | 142206 | 3PL |
| F208 | 1 | WATER SYSTEM - SOFTENER | WATER SYSTEM GROUP | | | | | | 142202 | 3PL |
| REFRIGERATION/ICE | | | | | | | | | | |
| E130 | 1 | UNDERCOUNTER REFRIG | DELFIELD | UC404R | 115 | 4 | | AT BARIETA UNDER ESPRESSO | 10101 | 3PL |
| E313 | 1 | ICE MACHINE (WR 5000) | ICE O MATIC | ICE000400 | 115 | 10.5 | 3/8" CWI | | 100165 | 3PL |
| E318 | 1 | 500 LB ICE BIN | ICE O MATIC | IBN 11 | 115 | | | | 109459 | 3PL |
| E335 | 2 | UNDERCOUNTER REFRIG | DELFIELD | 4061 | 115 | 4 | | SAVE AS E302 | 10100 | 3PL |
| E340 | 1 | PASTRY CASE 1000 AMPL/111 | | | | | | | | 3PL |
| E355 | 1 | PASTRY CASE 1200 RES | | | | | | | | 3PL |
| E357 | 1 | 100MM REACH-IN REFRIG | FOSTER | PRC 1500 H-1 | 220 | | | NO. 161 EXTRA SILLV'S | | CC |
| DISHWASHER | | | | | | | | | | |
| E431 | 2 | DISHWASHER | HOBART | LX30H-OP | 120/208 | 44 | 3/4" CWI | NEMA 14-50R/P | 141019 | 3PL |
| MISC | | | | | | | | | | |
| E526 | 5 | INSTA HOT TAP | ISE | 1117A | 115 | 11.3 | 1/2" CWI | AT BARIETA W/ 4IN EXTENSION FOR ADA MT AT 34 AFF TO BOTTOM OF DRYER | 10106 | 3PL |
| F531 | 4 | HAND DRYER | WORLD DRYER CORP. | A-PWHC | 115 | 20 | | | | 3PL |
| F532 | 2 | BLINDER | KTEC | 082 | 120 | 11 | | FOR FRYING | 10519 | 3PL |
| F555 | 1 | SCALE W/ TOWER READOUT | COLECO | 16217 | 120 | 1 | | | 121726 | 3PL |
| E549 | 1 | SAFE AT WORKS (20K 1441) | | | | | | LOCALLY SOURCED | | CC |

SITE ADDRESS
 60&61 HIGH STREET
 HAMPSTEAD
 LONDON NW3

COUNTRY
 UNITED KINGDOM

PROJECT NO. 8659-001
 CONCEPT BREW
 ISSUE DATE: 23 AUGUST 2000
 PM: RORY HARTIE
 SD: RONALD RAYCHE
 JC: K. HANCOCK

SCALE: NO SCALE
 (DO NOT SCALE DRAWINGS)

DRAWING TITLE:
 SCHEDULES:
 LIGHTING,
 EQUIPMENT

DRAWING NUMBER:
 SC.2

PROJECT CODE: 865901

24X0003083



FINISH SCHEDULE: BREW

CASEWORK table with columns: MAT. FIN., DESCRIPTION, MATERIAL, TYPE/FINISH. Includes items like W006 DOOR & DRAWER FRONTS, W022 BACK BAR WALL, W001/F001 BARISTA PANELS, etc.

CEILING table with columns: NO., DESCRIPTION, MATERIAL, MANUF., TYPE/COLOR, REMARKS. Includes items like A01 WORKROOM & EMPLOYEE RESTROOM, A02 BACKCOUNTER AREAS, A03 SALES AREA.

MISCELLANEOUS table with columns: NO., DESCRIPTION, MATERIAL, MANUFACTURER, TYPE/COLOR, REMARKS. Includes items like M01 EXTERIOR WINDOW, M02 INTERIOR DOOR, M03 WINDOW SHADE.

GENERAL NOTES: 1. REFER TO CASEWORK SCHEDULE AND WORKPLAN FOR LOCATIONS... 2. REFER TO TRANSITION DETAILS

WALLS / WAINSCOT / PAINTED CEILINGS table with columns: NO., DESCRIPTION, MATERIAL, MANUFACTURER, TYPE/COLOR, FORMULA. Includes items like W001 RETAIL CEILING ACCENT, W002 ACCENT, etc.

GENERAL NOTES: 1. PAINT SUBSTITUTIONS ARE NOT ALLOWED... 2. SUBMIT TWO (2) SETS OF 1/2" AT 1" BRUSH-OUT OF ALL PAINT COLORS... 3. REFER TO EXTERIOR ELEVATIONS FOR COLOR LOCATIONS.

FLOORS table with columns: NO., DESCRIPTION, MATERIAL, MANUFACTURER, TYPE/COLOR, REMARKS. Includes items like F01 RETAIL, F02 RETAIL, F03 STOREROOM FLOOR, etc.

GENERAL NOTES: 1. REFER TO FLOOR FINISH PLAN FOR PATTERN & LOCATIONS... 2. REFER TO TRANSITION DETAILS

MISCELLANEOUS table with columns: NO., DESCRIPTION, MATERIAL, MANUFACTURER, TYPE/COLOR, REMARKS. Includes items like M01 EXTERIOR WINDOW, M02 INTERIOR DOOR, M03 WINDOW SHADE.

GENERAL NOTES: 1. REFER TO PLANS & ELEVATIONS FOR LOCATIONS

GRAPHICS SCHEDULE

Table with columns: ITEM#, QTY, DESCRIPTION, MANUFACTURER, MODEL #, REMARKS, SKL #, RHP. Includes items like G022 STAMP - ESPRESSO ROAST, G024 STAMP - ESTATE JAVA, etc.

MURALS table with columns: NO., DESCRIPTION, MATERIAL, MANUFACTURER, TYPE/COLOR, FORMULA. Includes items like M001 TASSO, M002 20 X 28 PAPER ON PANEL, etc.

MINI BOARDS table with columns: NO., DESCRIPTION, MATERIAL, MANUFACTURER, TYPE/COLOR, REMARKS, SKL #, RHP. Includes items like M001 B BEAN MENU, M002 B BEVERAGE MENU, etc.

ACCENTORIES table with columns: NO., DESCRIPTION, MATERIAL, MANUFACTURER, TYPE/COLOR, REMARKS, SKL #, RHP. Includes items like A001 BRUSH FRAME - SUSPENDER, A002 POSTER FRAME - WALL MNTD, etc.

ADDITIONAL ITEMS table with columns: NO., DESCRIPTION, MATERIAL, MANUFACTURER, TYPE/COLOR, REMARKS, SKL #, RHP. Includes item A003 SIGNIFICANT WALLPAPER.

FURNITURE SCHEDULE

Table with columns: ITEM#, QTY, DESCRIPTION, MANUFACTURER, MODEL #, REMARKS, SKL #, RHP. Includes items like F004 TABLE NATURAL, F005 TABLE NATURAL, etc.

CHAIRS table with columns: NO., DESCRIPTION, MATERIAL, MANUFACTURER, TYPE/COLOR, REMARKS, SKL #, RHP. Includes items like C001 20" CHAIR NATURAL, C002 20" CHAIR NATURAL, etc.

MISC table with columns: NO., DESCRIPTION, MATERIAL, MANUFACTURER, TYPE/COLOR, REMARKS, SKL #, RHP. Includes items like M001 MANAGER'S DESK, M002 SHIYING AT MGR'S DESK, etc.

ACCENTORIES table with columns: NO., DESCRIPTION, MATERIAL, MANUFACTURER, TYPE/COLOR, REMARKS, SKL #, RHP. Includes items like A004 TABLE BASE 18 INCH DIA, A005 TABLE BASE 18 INCH DIA.

Handwritten signature: Pax0003083



STARBUCKS COFFEE COMPANY 11 Heathrow Road, Uxbridge, London UB8 3JZ United Kingdom 01753 791999

CONSTRUCTION SET 05 SEP 00

REV DATE 5-SEP-00 CONSTRUCTOR: JH

SITE ADDRESS: 60&61 HIGH STREET HAMPSTEAD LONDON NW3

COUNTRY: UNITED KINGDOM

PROJECT NO. 8659-001 CONCEPT: BREW ISSUE DATE: 23 AUGUST 2000 PM: RORY HARTIE SO: RONALD RACHE JC: K.HANCOCK

SCALE: NO SCALE (DO NOT SCALE DRAWINGS)

DRAWING TITLE: SCHEDULES: GRAPHICS, FURNITURE

DRAWING NUMBER: SC.3

PROJECT CODE: 865901



STARBUCKS COFFEE COMPANY
 71 Northchurch Road, Parsons Green
 London SW6 4 1J
 United Kingdom
 (0171) 731 4599

IBSEC
 10 Coventry Street, London, EC1A 6EL
 Tel: 020 77510556 Fax: 020 77530588
 E-Mail: ibsec@ibsec.co.uk
 Website: www.ibsec.co.uk
 Offices: (A) 100/100A, Manchester, M1 2PP (B) 100/100A, Birmingham, B1 1NL

TENDER SET
 23 AUG. 2000

REV DATE

SITE ADDRESS:
 60/61 HAMPSTEAD HIGH STREET,
 LONDON,
 NW3

COUNTRY:

PROJECT NO: 8659-001

CONCEPT: BREW

ISSUE DATE: 23 AUGUST 2000

PM: RORY HARTE

SD: RONALD RAICHE

JC: K. HANCOCK

SCALE:
 (DO NOT SCALE DRAWING)

DRAWING TITLE:
 HVAC PLAN

DRAWING NUMBER:
 M1.0

PROJECT CODE: 865901

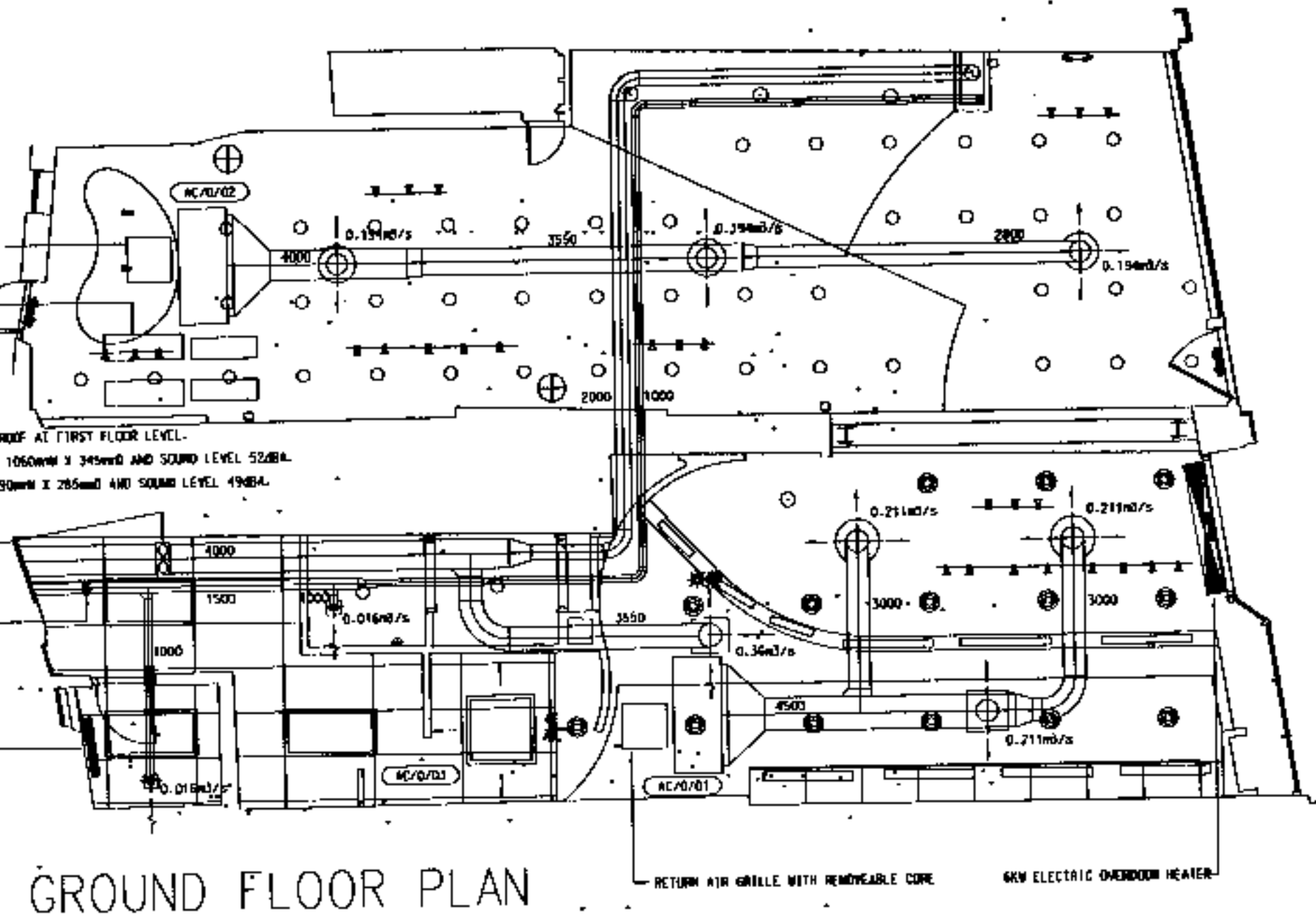
DESIGN CRITERIA

| | | | |
|--|--|--|--|
| 1. EXTERNAL DESIGN (AIR TEMP) | WINTER -1°C FULLY SATURATED SUMMER 27°C DB, 20°C WB AND EXTERNAL PLANT DESIGNED TO OPERATE DOWN TO -10°C | 2. AIR SUPPLY TEMP IN SUMMER | -13°C MIN, 20°C MAX & TO CONTROL FOR MAXIMUM FREE COOLING BENEFIT |
| 3. INTERNAL DESIGN (AIR TEMP) ALL AREAS LIFT MOTOR ROOMS | SUMMER 21°C DB WINTER 21°C DB TO SUIT MANUFACTURERS RECOMMENDATIONS (MIN 15°C MAX 30°C) | 3. INTERNAL NOISE LEVELS (NRND) (WITH ALL PLANT OPERATIVE) | |
| 4. U VALUES FOR HEAT LOSS/GAIN CALCULATIONS | TO BE DETERMINED BY SUB-CONTRACTOR | 4. PIPE SIZING PARAMETERS | MAX PRESSURE DROP 220 kPa/m MAX VELOCITY 1.0 m/s |
| 5. INFILTRATION AND CHANGE RATES FOR HEAT LOSS/AIR CONDITIONING CALCULATIONS | SALES AREAS & OFFICE ENTRANCE Foyer TOILETS STAIRCASES/LOBBIES | 5. VOLUME SIZING | MAX FLOW VELOCITY 3.5 m/s |
| 6. VENTILATION RATES | SALES AREAS STAFF WORK STORES/TOILETS | 6. DUCT SIZING PARAMETERS | MAX PRESSURE DROP 1.0 Pa/m MAIN DUCT DESIGN VELOCITY MAX 1.5 m/s BRANCH DUCT VELOCITY MAX 5.0 m/s TERMINAL BRANCH DUCT VELOCITY (OR LOWER TO SUIT NOISE CRITERIA SPECIFIED) MAX 3.0 m/s |
| 7. FRESH AIR VENTILATION ALL AREAS | MIN 4 AIR CH/HR MIN 6 AIR CH/HR MIN 8 AIR CH/HR MIN 10 AIR CH/HR (EXTRACT) | 7. GRILLE SIZING | TO BE SELECTED FOR A TERMINAL AIR VELOCITY OF 0.25 m/s AT THE OCCUPIED ZONE |

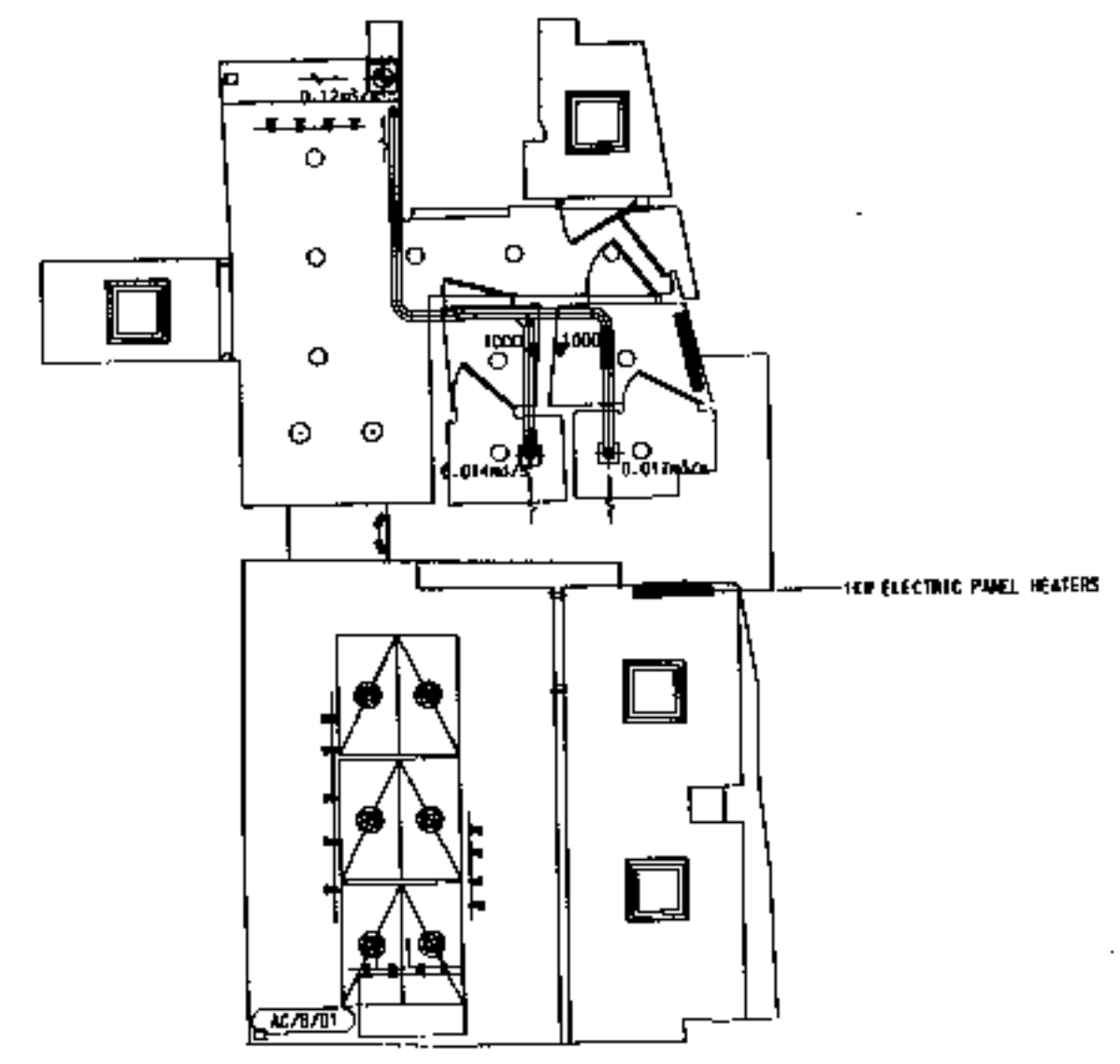
SCHEDULE OF AIR CONDITIONING UNITS

| REF | LOCATION | ESTIMATED DUTY | | REQUIRED (kW) | TYPE | PRELIMINARY UNIT SELECTIONS (kW) | |
|----------|---------------------------|----------------|---------|---------------|-----------------------------|----------------------------------|-------------|
| | | TOTAL | HEATING | | | COOLING | HEATING |
| AC/01/01 | BASEMENT SEATING AREA | 3.52 | 7.58 | | CELLING SUSPENDED HEAT PUMP | RP02-540SE | 4.93 5.4 |
| AC/01/01 | GROUND FLOOR SALES AREA | 11.4 | 4.18 | | DUCTED CHASSIS HEAT PUMP | RP1-540SE | 12.0 13.5 |
| AC/01/02 | GROUND FLOOR SEATING AREA | 9.9 | 7.26 | | DUCTED CHASSIS HEAT PUMP | RP1-540SE | 10.08 12.24 |
| AC/01/03 | GROUND FLOOR WORKROOM | 4.0 | - | | CELLING CASSETTE HEAT PUMP | RC1-240SE | 4.25 4.67 |

- DEVIATED DUTY (kW) UNITS**
- ALL POWER SUPPLIES TO ITEMS OF HVAC PLANT AND EQUIPMENT SHALL BE INSTALLED BY ELECTRICAL SUBCONTRACTOR INCLUDING FINAL CONNECTIONS.
 - ALL POWER WIRING TO ITEMS OF HVAC PLANT AND EQUIPMENT FROM THE HVAC CONTROL PANEL SHALL BE INSTALLED BY ELECTRICAL SUBCONTRACTOR.
 - ALL CONTROL WIRING TO ITEMS OF HVAC PLANT AND EQUIPMENT SHALL BE INSTALLED BY THE MECHANICAL SUBCONTRACTOR.
 - ALL INTERCONNECTING POWER AND CONTROL WIRING BETWEEN INDOOR AND OUTDOOR AC UNITS SHALL BE INSTALLED BY THE MECHANICAL SUBCONTRACTOR.
 - ALL OVERDOOR HEATERS ARE TO BE SUPPLIED AND FITTED BY THE MECHANICAL SUBCONTRACTOR AND FULLY WIRED BY THE ELECTRICAL SUBCONTRACTOR.
 - EXACT LOCATION OF HVAC CONTROL PANEL TO BE AGREED ON SITE WITH THE PROJECT MANAGER.
 - DUCTWORK IN MOTOS TO BE INSULATED. DUCTWORK WHERE VISIBLE SHALL BE UNINSULATED.
 - POINT OF TERMINATION FOR CONDENSATE DRAINS TO BE AGREED ON SITE WITH THE PROJECT MANAGER. ATTENUATORS TO BE PROVIDED IF REQUIRED TO ACHIEVE NR 40 WITHIN THE CUSTOMER AREA.
 - FIRE DAMPERS TO BE INSTALLED WHERE NECESSARY.
 - ALL GRILLES TO BE COMPLETE WITH VOLUME CONTROL DAMPERS.
 - MECHANICAL SUBCONTRACTOR TO CLASE WITH BUILDING CONTRACTOR AND PROJECT MANAGER AND SUBMIT BUILDERSWORK REQUIREMENTS AT EARLIEST OPPORTUNITY.
 - MECHANICAL SUBCONTRACTOR TO PROVIDE THE ELECTRICAL SUBCONTRACTOR WITH ALL NECESSARY POWER & WIRING DETAILS AT EARLIEST OPPORTUNITY.
- DEVIATED DUTY (kW) UNITS TO ACCOMPANY SCHEDULE**
- MECHANICAL SUBCONTRACTOR TO MAKE FINAL UNIT SELECTIONS INCLUDING ALLOWANCE FOR ACTUAL REFRIGERANT PIPEWORK LENGTH.
 - UNIT SELECTIONS SHALL BE AT INTERNAL AND EXTERNAL CONDITIONS GIVEN IN DESIGN CRITERIA.
 - THE ABOVE UNITS ARE TO BE AS MANUFACTURED BY HITACHI/AIRWELL AND DISTRIBUTED BY SIM DISTRIBUTION LIMITED.
 - UNITS SHALL BE COMPLETE WITH APPROPRIATE CONDENSATE DISPOSAL PUMPS AS NECESSARY.
 - ALL AIR CONDITIONING UNITS ARE TO UTILISE R407C REFRIGERANT.



GROUND FLOOR PLAN



BASEMENT FLOOR PLAN

PLX0003083

| | | | | | | | | | |
|---|--|--|----------------------|---|-------------------------|----------------------|-------------------------|--|------------------------------|
| <p>Copyright in this drawing is the property of IBSEC Limited. It must not be reproduced nor amended nor used for the execution of any works whether in connection with the proposed works for which it is prepared or otherwise without the express consent in writing of IBSEC Limited.</p> | <p>All dimensions are in mm unless otherwise stated. For information only, DO NOT SCALE DRAWING. All works shall be carried out in accordance with the Specification. Contractor must verify all dimensions on site before commencing any work or a top drawing. For IBSEC standard symbols refer to the relevant Specification.</p> | <p>TIME OUTLINE DESIGN PROPOSED HVAC LAYOUT</p> | | <p>DRAWING NUMBER LT221 / 5701</p> | | <p>REVISION</p> | | <p>DRAWING NUMBER: M1.0</p> | |
| | | <p>REV DESCRIPTION</p> | <p>DESIGNER DATE</p> | <p>SCALE 1:50</p> | <p>ORIGINAL SIZE A1</p> | <p>DATE 6 OCT 00</p> | <p>DRAWN P. O'NEARA</p> | <p>DESIGNED P. O'NEARA</p> | <p>CHECKED P. J. SPENCER</p> |