
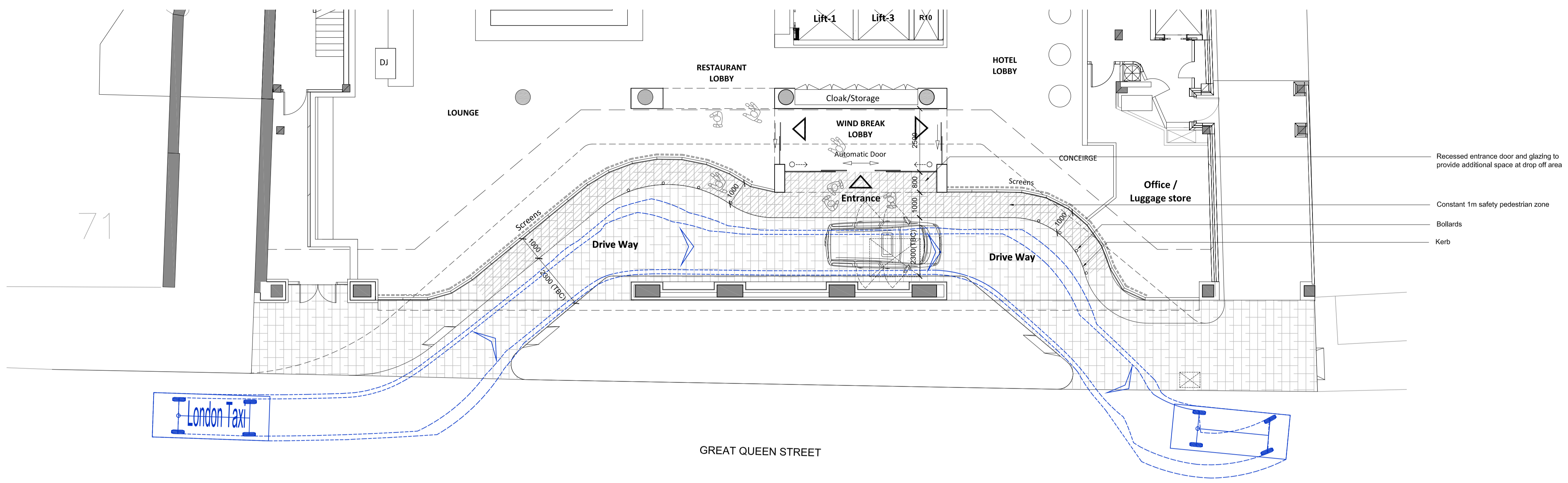


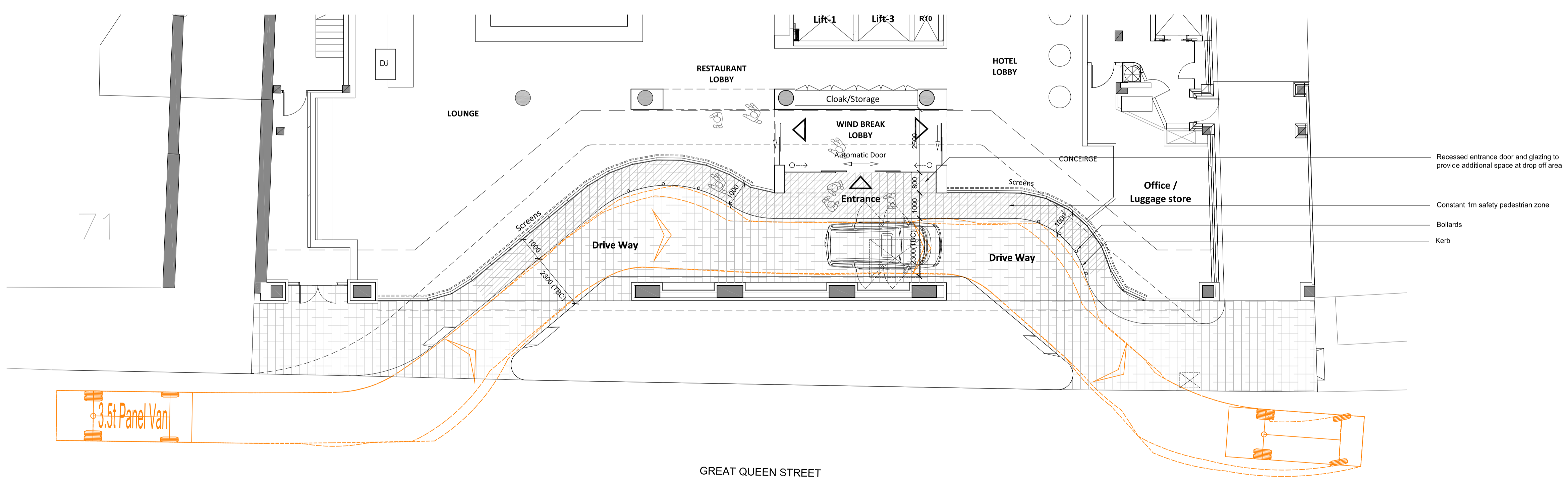
NOTE:
THIS DRAWING IS SUBJECT TO COPYRIGHT
ALL DIMENSIONS SHALL BE CHECKED ON SITE AND THE ARCHITECT
SHALL BE NOTIFIED OF ANY DISCREPANCIES PRIOR TO WORK
COMMENCING.
PLANS HAVE BEEN BASED ON CAD DATA PROVIDED BY THE CLIENT
WHICH HAS NOT BEEN CHECKED FOR ACCURACY

NOTES:
VEHICLE SWEEP PATHS AS PROVIDED BY TRANSPORT
CONSULTANT
CURVED FACADE AS PROPOSED BY INTERIOR
DESIGNERS

 KERB - SAFETY ZONE



1 PLAN
MAIN ENTRANCE - TAXI SWEEP PATH SCALE 1:100



2 PLAN
MAIN ENTRANCE - VAN SWEEP PATH SCALE 1:100

NO.	DESCRIPTION	DATE	DR BY
REVISIONS			
P1	Issue for planning	14.04.16	DS

THIS DRAWING SUBJECT TO COPYRIGHT
CLIENT
SHIVA KINGSWAY LTD
PROJECT
KINGSWAY HALL HOTEL
TITLE
ENTRANCE / SWEEP PATH ANALYSIS

DATE	SCALE @ A1	
04.03.2016	1/100	
JOB NO	DRAWN BY	CHECKED
	DS	GR

DRAWING NO	REVISION
010	P1

