



New timber window with arched brick head. Please note that at 1 Wesleyan Place there is a window in this location

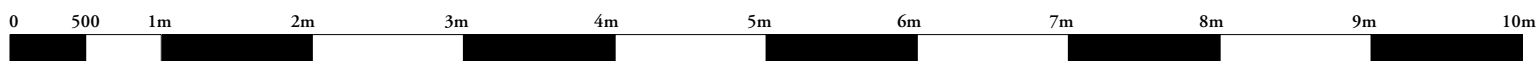
Existing 1980 window replaced with new timber window to match existing window with additional transom to match 2 Wesleyan Place

Existing 1980 window replaced with traditional timber framed window (same size and location) and new arched brick head

New timber framed sash window to replace existing 1980 rotten window

 New fabric

 Existing fabric



Rev	Date	Description	Drm

 Gouldstone Architects  
 a: 3 Wesleyan Place, NW5 1LG  
 e : info@gouldstonearchitects.co.uk  
 t : 0745 3291906

Project  
**3 Wesleyan Place, NW5**

Drawing Title  
**Proposed First Floor**

Scale 1:50 a3 Sheet

Status  
**PLANNING**  
 NOT FOR CONSTRUCTION

Drawing Number  
**107\_PL1-GA01-1** Rev A

Date  
 17.05.2016

Notes :  
 Do not scale, use figured dimensions only. All dimensions must be checked on site. Inform the Architect of any discrepancies prior to construction.

Please cross reference this drawing with all related Architect's, Engineers drawings and other relevant information

Copyright  
 (c) 2015 Gouldstone Architects. All rights reserved  
 The design and drawings remain the property of Gouldstone Architects. The client for this project will be licensed to use this design and documents only upon full payment of architectural fees. This license is non-transferable. The design and drawings shall not be reproduced, up-loaded to the internet or traced without the permission of Gouldstone Architects