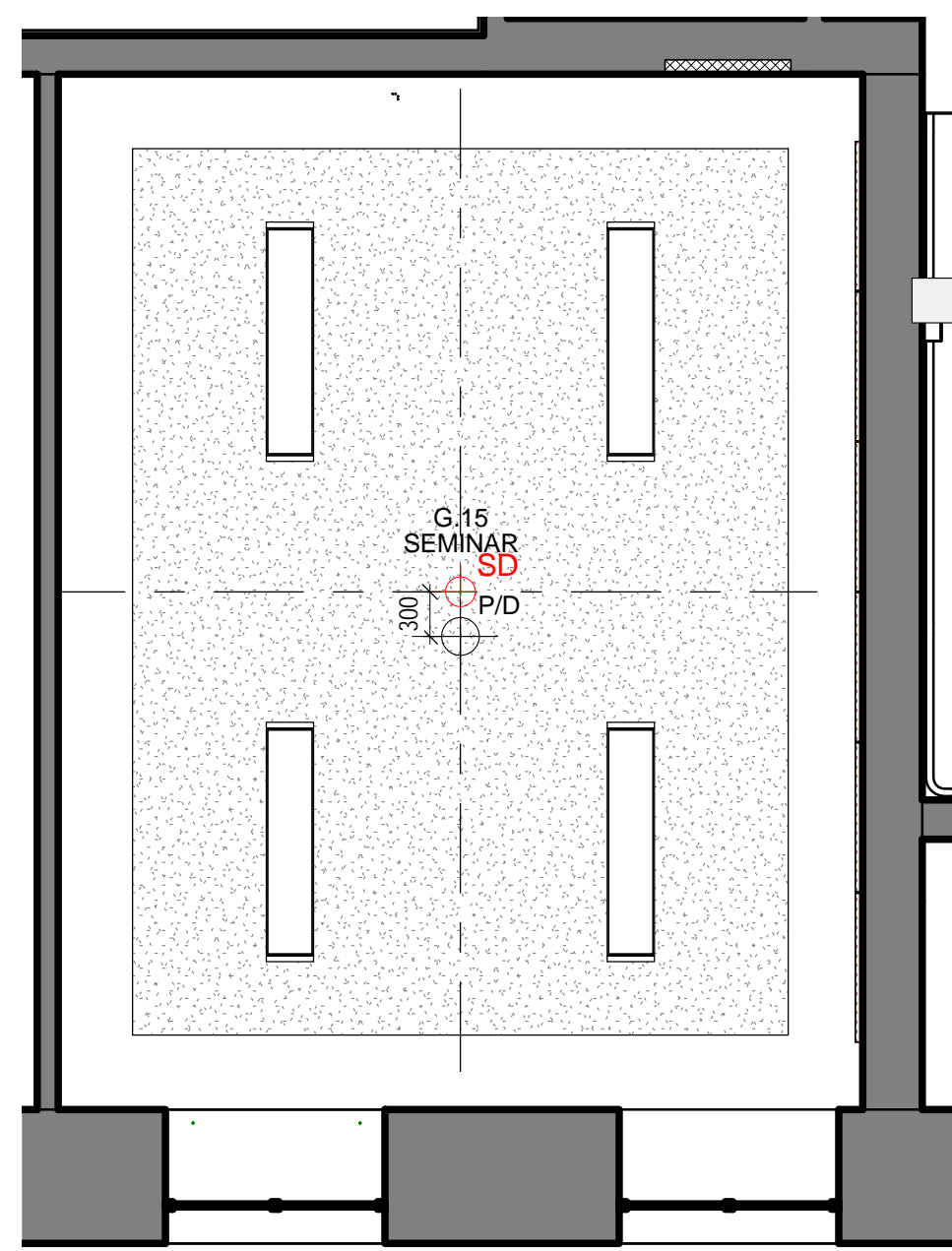
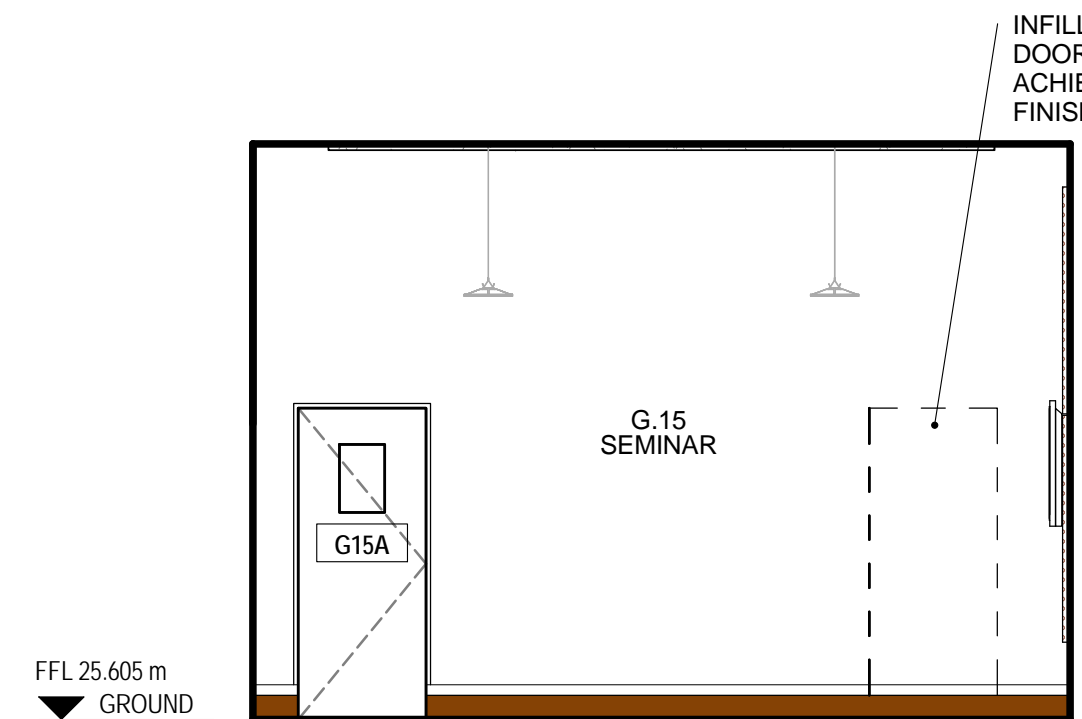


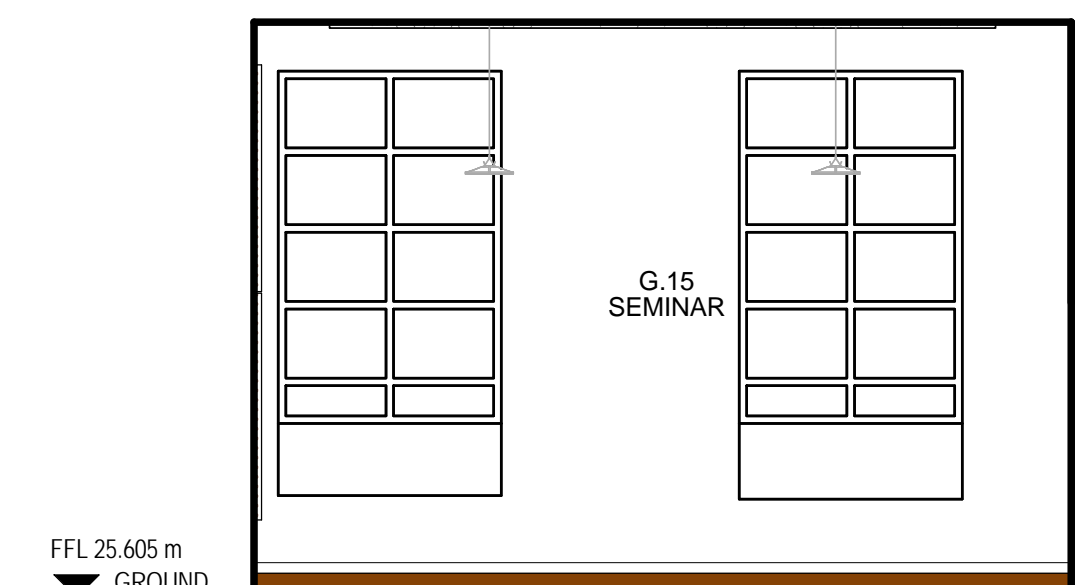
1 G.15 PLAN
1:50



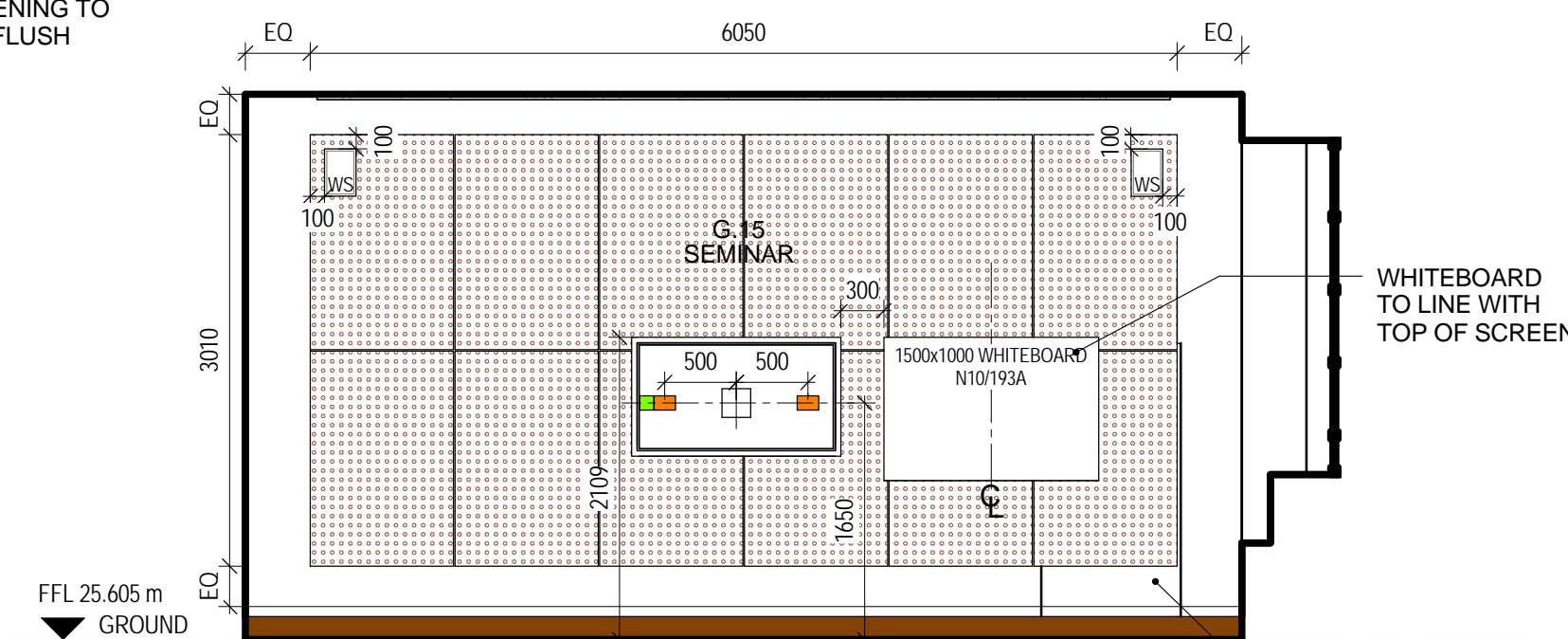
6 G.15 RCP
1:50



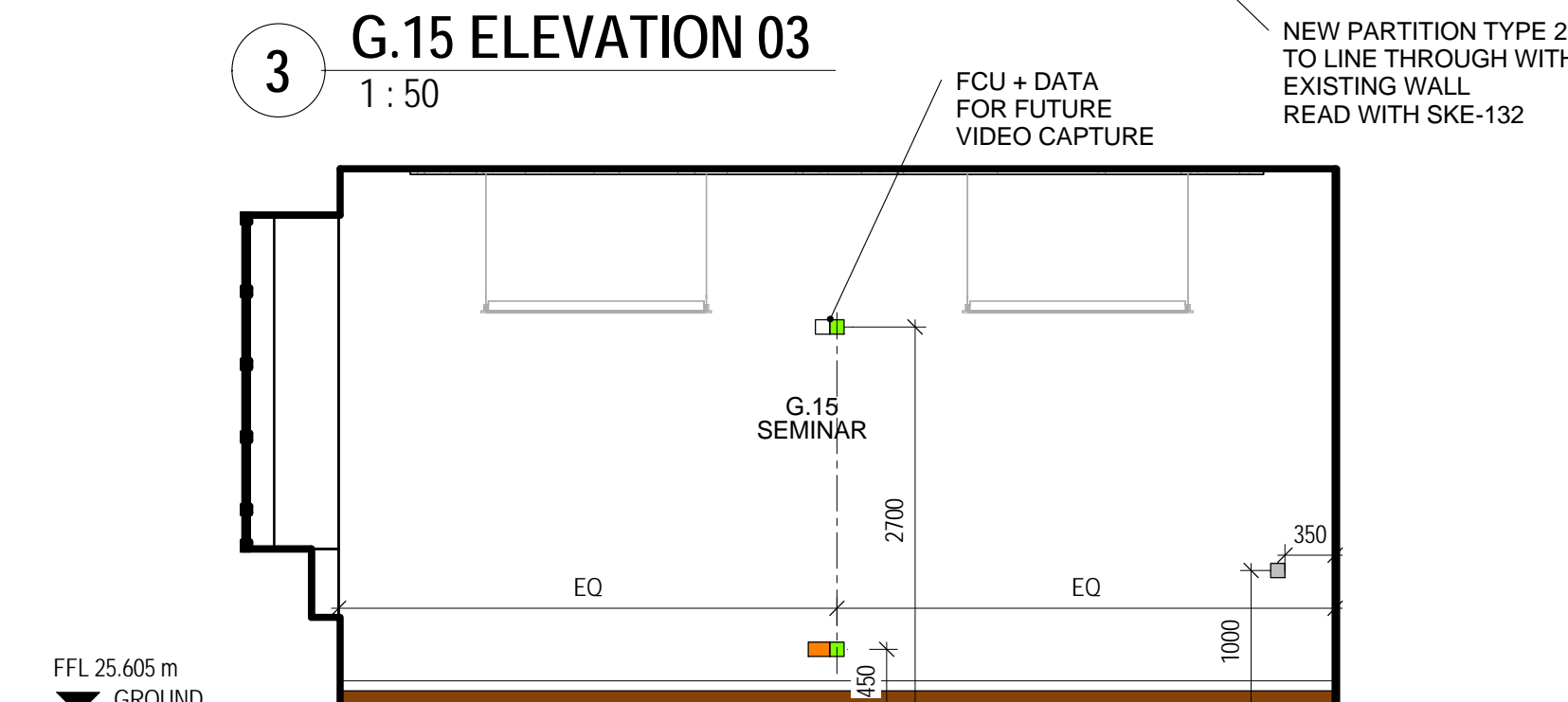
2 G.15 ELEVATION 02
1:50



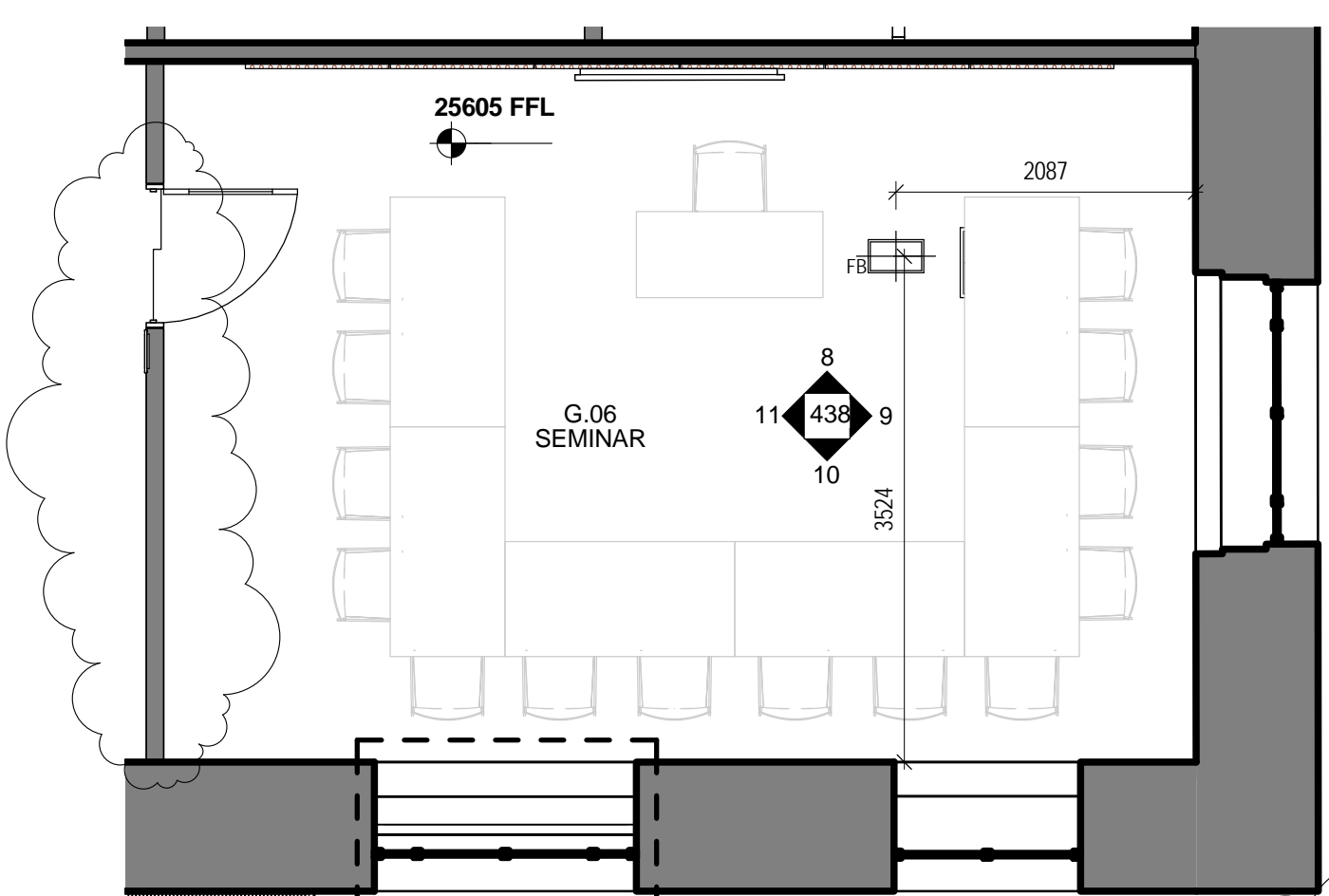
4 G.15 ELEVATION 04
1:50



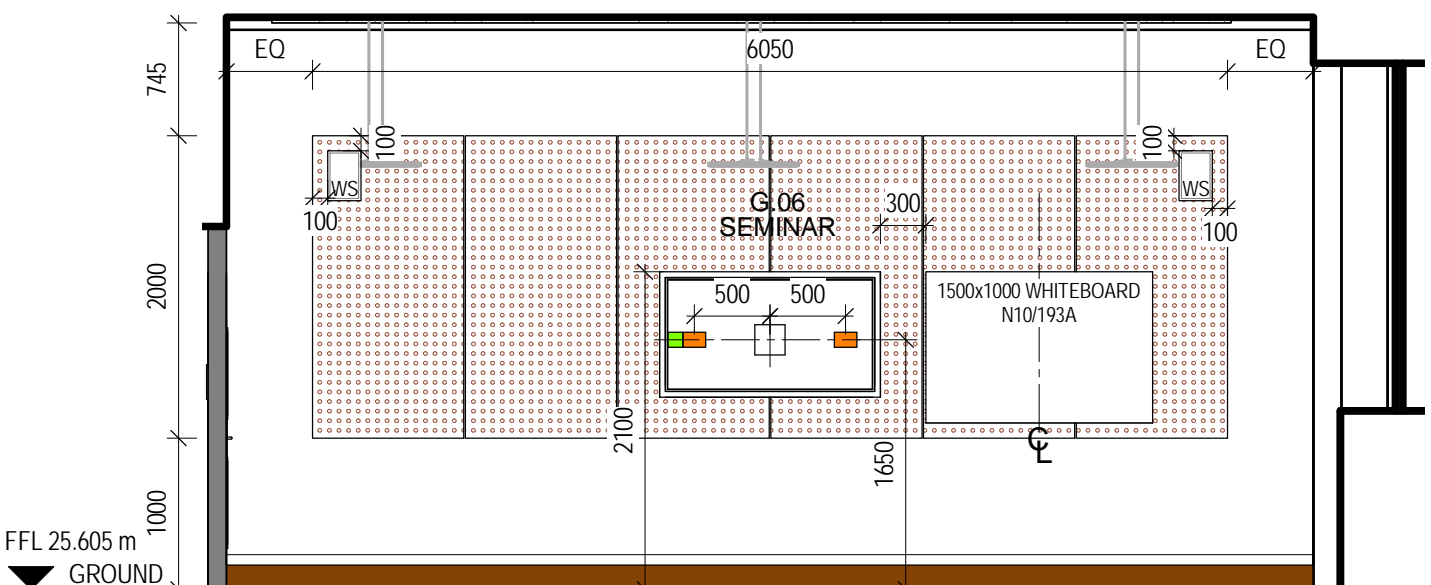
3 G.15 ELEVATION 03
1:50



5 G.15 ELEVATION 05
1:50



7 G.06 PLAN
1:50

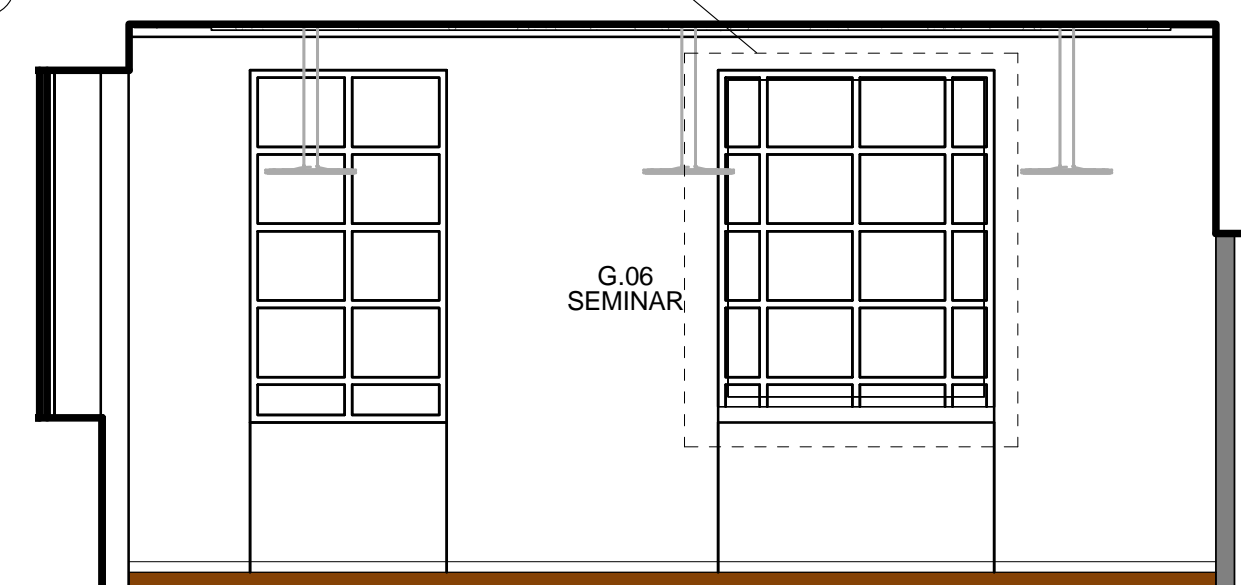


8 G.06 ELEVATION 08
1:50

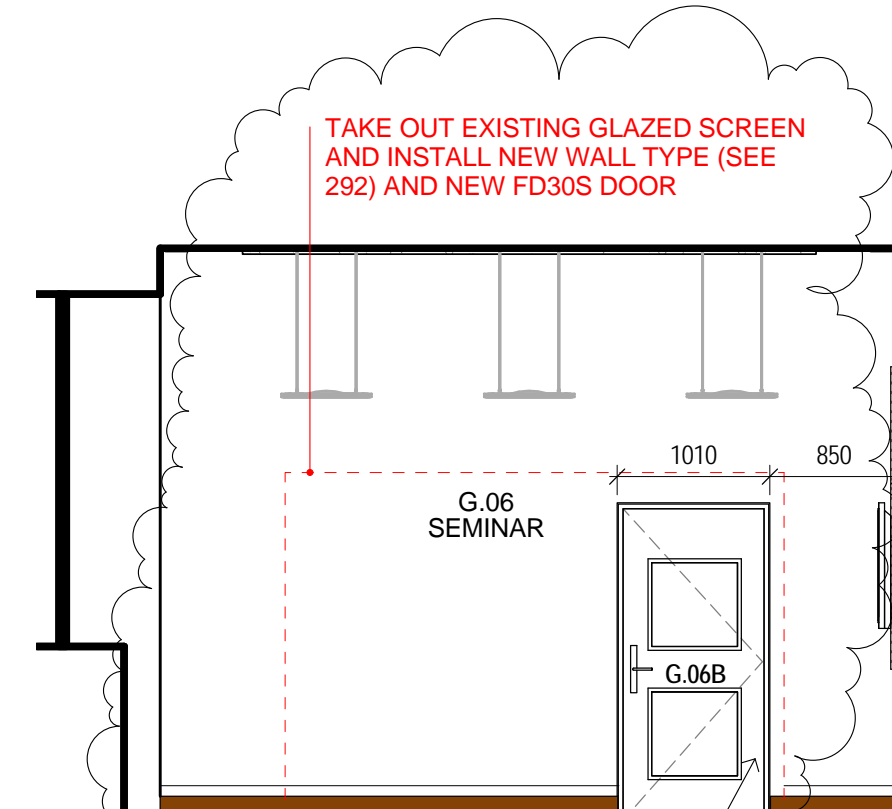


9 G.06 ELEVATION 09
1:50

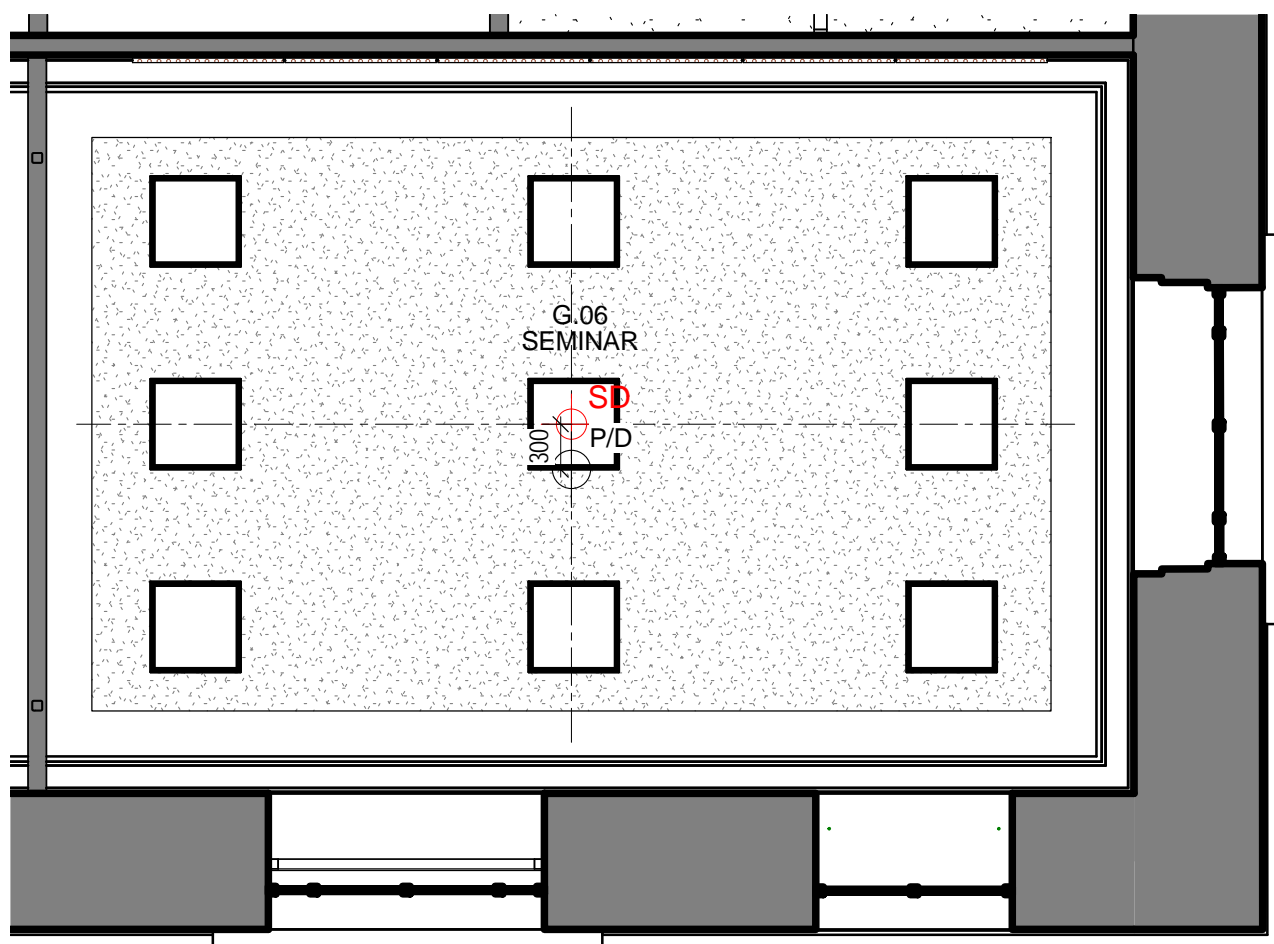
SECONDARY GLAZING REFER TO:
28731-SOAS-A-SKE-XXX-XX-160



10 G.06 ELEVATION 10
1:50



11 G.06 ELEVATION 11
1:50



12 G.06 RCP
1:50

- PLEASE NOTE:
1. READ IN CONJUNCTION WITH M&E DOCUMENTATION
 2. TYPICAL SETTING OUT HEIGHTS AND LOCATIONS, REFER 28731-SOAS-A-DET-GEN-XX-471
 3. SETTING OUT OF RCPs REFER TO 28731-SOAS-A-RCP-GEN-B1-271 - 275
 4. ALL PROJECTOR SCREENS TO CENTRE OF ROOMS UNLESS NOTED OTHERWISE. FOR SCREENS MOUNTED TO ACOUSTIC BOARDS TIMBER BATTENS REQUIRED BEHIND ACOUSTIC BOARDS FOR SCREEN HEAD TO FIX THROUGH. DROP AS TO RELEX.
 5. DATA FOR FUTURE VIDEO CAPTURE 2700 AFFL. TO BE WITH BLANKING PLATE TO MATCH OTHER SOCKETS
 6. SETTING OUT DIMS OF PROJECTORS SHOWN AS PER REFLEX DESIGN. REFER TO REFLEX DRAWINGS FOR FULL SETTING OUT.
 7. ILLUMINATED EMERGENCY SIGNAGE - REFER TO ELECTRICAL DRAWINGS. SETTING OUT 300MM OFF TOP OF DOOR LEAF TO UNDERSIDE OF SIGN.
 8. WHITEBOARD TO BE MOUNTED AT 75MM OFF ACOUSTIC PANELS (PARALLEL TO ACOUSTIC PANELS AS WSP CONFIRMED 12-08-15) LEGEND
- ACOUSTIC PANEL N10128, TYPICAL DETAILS AS 28731-SOAS-A-DET-GEN-ZZ-821. LOCALLY ADAPT BATTEN FRAMING TO TRIM FOR M&E FITTINGS, PLY PATRESSEING TO WALL SPEAKERS AND SCREENS.
 - SKIRTING TYPES REFER TO DRAWING 741
 - FLOOR BOX
 - WALL SPEAKER
- ELECTRICAL LEGEND**
- POWER SINGLE / TWIN
 - LIGHT SWITCH
 - PUSH BUTTON TO OPEN
 - DATA SINGLE / TWIN
 - BREAK TO EXIT
 - FIRE ALARM BREAK GLASS
 - OTHER - AS NOTED
- RCP LEGEND**
- SMOKE DETECTOR
 - PRESENCE / DAYLIGHT DETECTOR
 - PROJECTOR WITH DATA AND POWER SOCKET SETTING OUT AS PROVIDED BY REFLEX
 - CEILING MOUNTED SPEAKER

© COPYRIGHT Mace Group
NOT TO BE REPRODUCED WITHOUT WRITTEN PERMISSION.
BECAUSE OF POSSIBLE SCALING ERRORS IN ELECTRONIC AND HARD COPY REPRODUCTION DO NOT SCALE FOR CONSTRUCTION PURPOSES.
ALL DIMENSIONS TO BE CHECKED & VERIFIED ON SITE PRIOR TO CONSTRUCTION.

Safety first. Second nature.

Safety, Health and Environment Information

The significant unusual hazards / risks associated with this type of work are noted as:

CONSTRUCTION

OPERATION AND MAINTENANCE

DISMANTLING/DEMOLITION

NOTE - TO BE READ IN CONJUNCTION WITH RISK REGISTER

REV	DATE	DESCRIPTION	DWN	CHK/APP
7	05.05.16	GLAZED WALL IN G.47 CORRIDOR REMOVED. DOOR G.06A REMOVED. DOOR G.06B ADDED. SKETCH NUMBERS 159 & 160 ADDED.	JH	EF/RP
6	20.02.16	TYPE 2 PARTITION ADDED TO EXISTING OPENING. 60 MINUTE FIRE RATING REQUIRED.	DL	EF/RP
5	16.10.15	FLOOR BOX POSITIONS UPDATED	HB	EF/CF
4	25.08.15	WHITEBOARDS / NOTICEBOARDS SHOWN TO REFLECT CLIENT COMMENTS	DL	EF/CF
3	06.07.15	FLOOR BOX POSITION UPDATED AS HIGHLIGHTED	HB	EF/MD
2	10.04.15	SETTING OUT FOR AV AS REFLEX DESIGN. SETTING OUT FLOOR BOXES. P/D DETECTORS ADDED. ACCESS CONTROLS CLARIFIED	DL	EF/MD
1	25.02.15	CONSTRUCTION ISSUE. ISSUED ONLY FOR SETTING OUT OF ELECTRICAL. ALL OTHER INFORMATION IN ABYSSANCE	DL	EF/MD

REV KEY PLAN

PROJECT STATUS: CONSTRUCTION

CLIENT: GRAHAM CONSTRUCTION

mace
155 Moorgate, London, EC2M 6XB
www.macegroup.com

PROJECT TITLE: SOAS INTO SENATE HOUSE MALET STREET LONDON, WC1E 7HU

DRAWING TITLE: SEMINAR G.15 GROUND FLOOR PLAN, RCP AND ELEVATIONS

PROJECT NO.	DRAWN BY	DT	DATE	25/02/15
28731	CHKD BY	EF	DATE	25/02/15
	APPD BY	MD	DATE	25/02/15

PROJECT CODE | DISC. | VIEW TYPE | VIEW CAT. | LEVEL | DWG. NO.
SOAS - A - DET - GEN - 00 - 438

SHEET NO. 1 of 1 SCALE 1:50 ORIG. SHEET SIZE @ A1 REV. C 7

INFORMATION HANDLING CLASSIFICATION: UNRESTRICTED