


# **Langland Mansions, Finchley Road**

**Design Document: Landscape Works**

**February 2016**

**Revision P1**



# Langland Mansions, Finchley Road

## Proposed External works

This document outlines design proposals for external works to Langland Mansions on the corner of Finchley Road and Langland Gardens. These address the following issues:

1. Poor condition of existing footpaths around the front of the building.
2. Poor condition of boundary walls due to root damage from adjacent trees.
3. Surface drainage issues to the rear of the building

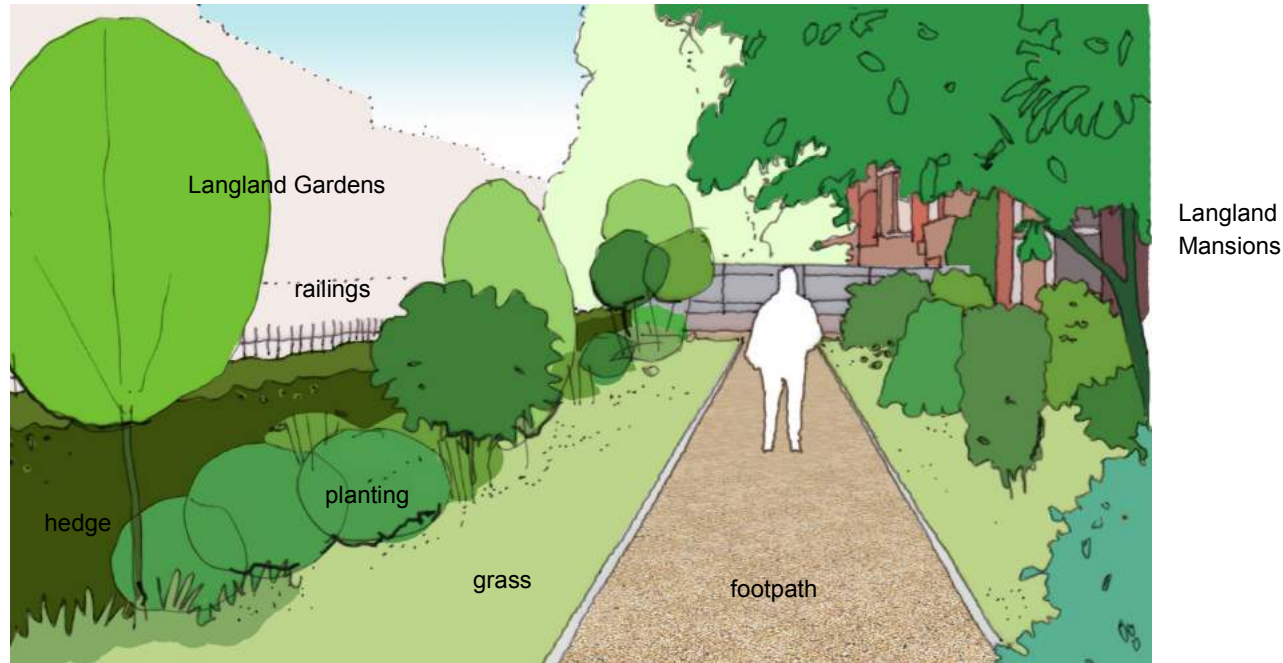


Photos of garden areas as existing

## Langland Mansions, Finchley Road

### Front boundary - Langland Gardens

The sketch view indicates how the front garden area could look, with trees removed, reconstructed paths, new boundary railings and planting. The removal of trees will create a more open aspect to the street, but this will be balanced with a new hedge and additional planting more appropriate to the location. Hard landscape materials will be of a quality to match the building and appropriate for the area.



View looking North along Langland Gardens boundary



Resin bonded gravel paths



Instant hedge to boundary



Mixed foliage planting



Yorkstone slabs to entrance

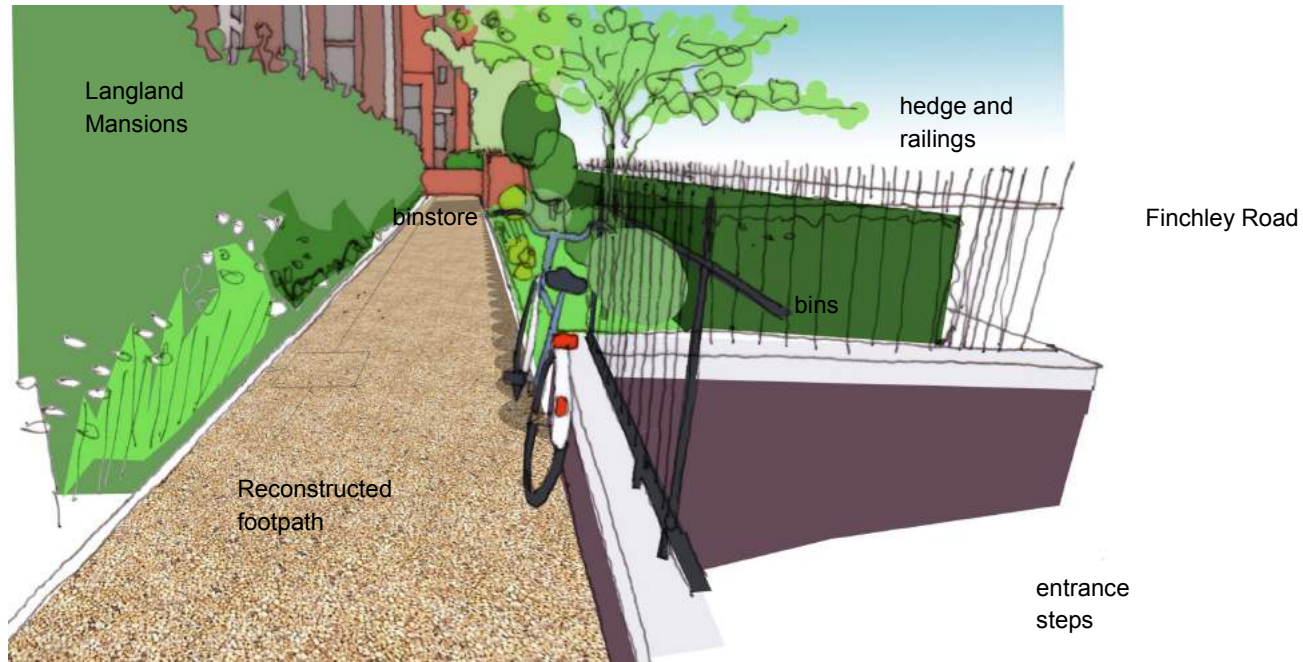


## Langland Mansions, Finchley Road

### Front Boundary - Finchley Road

Resin bonded gravel provides a natural looking finish to tarmac paths, without maintenance issues of loose material. A number of different types of gravel are available to use (colour, size, shape).

Mature plants can be specified to create an instant hedge (depending on desired height and budget). Possible species for sun/dry soil: Hazel, Yew, Elaeagnus.



View looking South-East along Finchley Road boundary



Extend existing metal railings



Brick binstore with Sedum roof



Resin bonded gravel paths



Instant hedge to boundary



## Langland Mansions, Finchley Road

### Back Garden

The back garden is a shady space on a slope, surrounded by buildings and trees. Removal of the storage cupboards will open up the garden allowing for a connection between the lower and upper parts of the garden. These images show examples of lush shady gardens with attractive spaces for sitting out.





## Langland Mansions, Finchley Road

### Back Garden

Proposed hard materials for the garden are a light resin bonded gravel, decking and rendered concrete wall. Lighter colours are proposed to counteract shade. Plants would be those typically found in a woodland setting.

The storage unit indicates the proposed size (can also fit two bicycles into one unit). These could be integrated into the slope of the garden.

