


LANGLAND MANSIONS

Read with drawing 15184/01




Elevation C



Elevation C



Finchley Road Retaining Wall Horizontal cracks at 10 metres



Cracks at 9 metres




Cracks at 9 metres



Cracks at 5 metres



Cracks at 5 metres



Cracks at 2 metres



Cracks at 2 metres



Elevation B



Elevation B



Elevation B



Main Entrance Steps



Main Entrance Steps



Main Building Bay 1



Main Building Bay 2