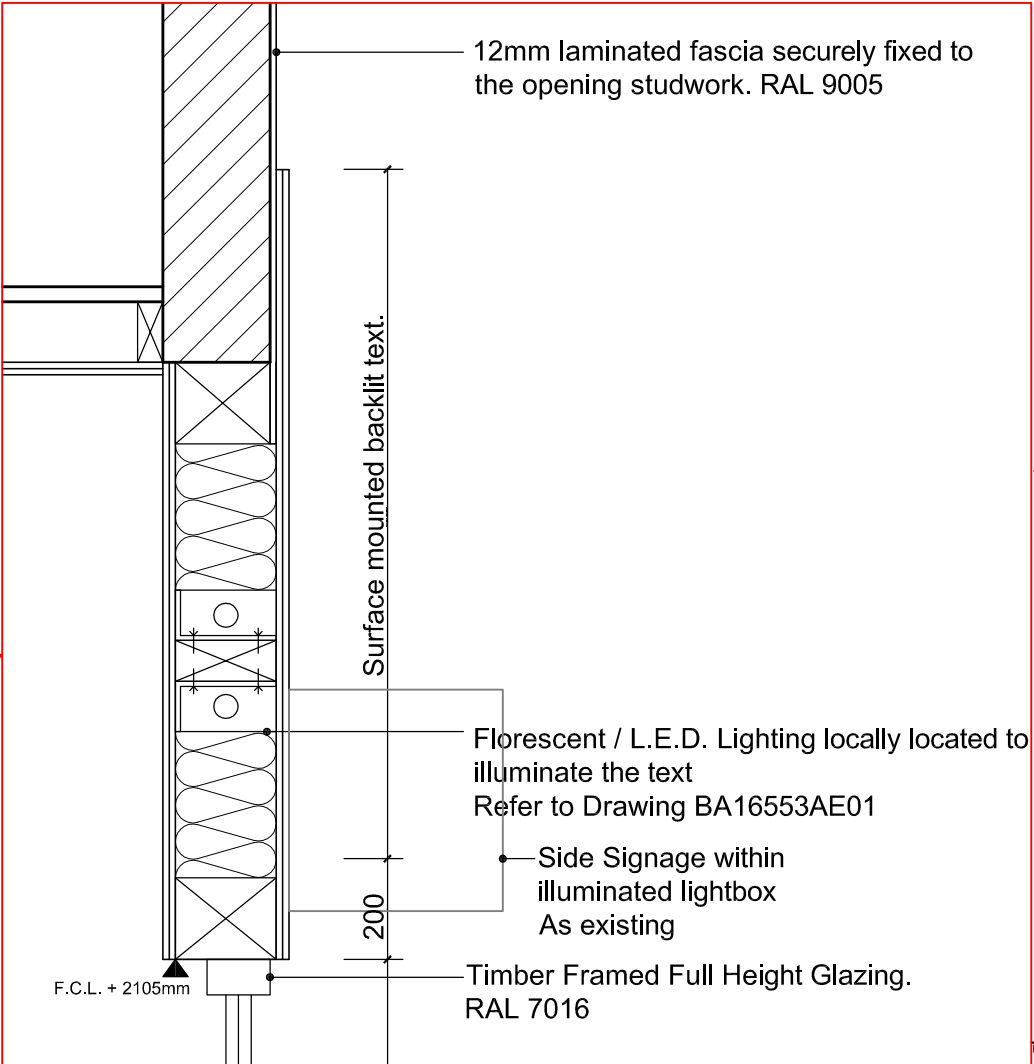


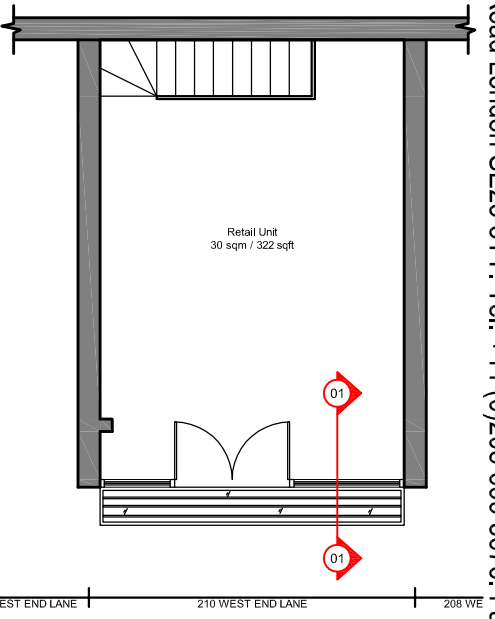
NOTES
 Contractor must verify all dimensions on site before commencing any work or shop drawings.
 If this drawing exceeds the quantities taken in any way the Architects are to be informed before the work is initiated.
 Only figured dimensions to be taken from this drawing. Do not scale off this drawing.
 Drawings based on Ordnance Survey and/or existing record drawings - design and drawing content subject to Site Survey, Structural Survey, Site Investigations, Planning and Statutory Requirements and Approvals.
 Authorised reproduction from Ordnance Survey Map with permission of the Controller of Her Majesty's Stationery Office. Crown Copyright reserved.
 Bolans Architects Copyright.

This drawing originates from the CAD file:

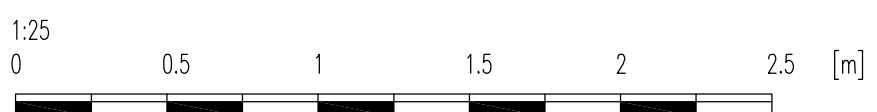
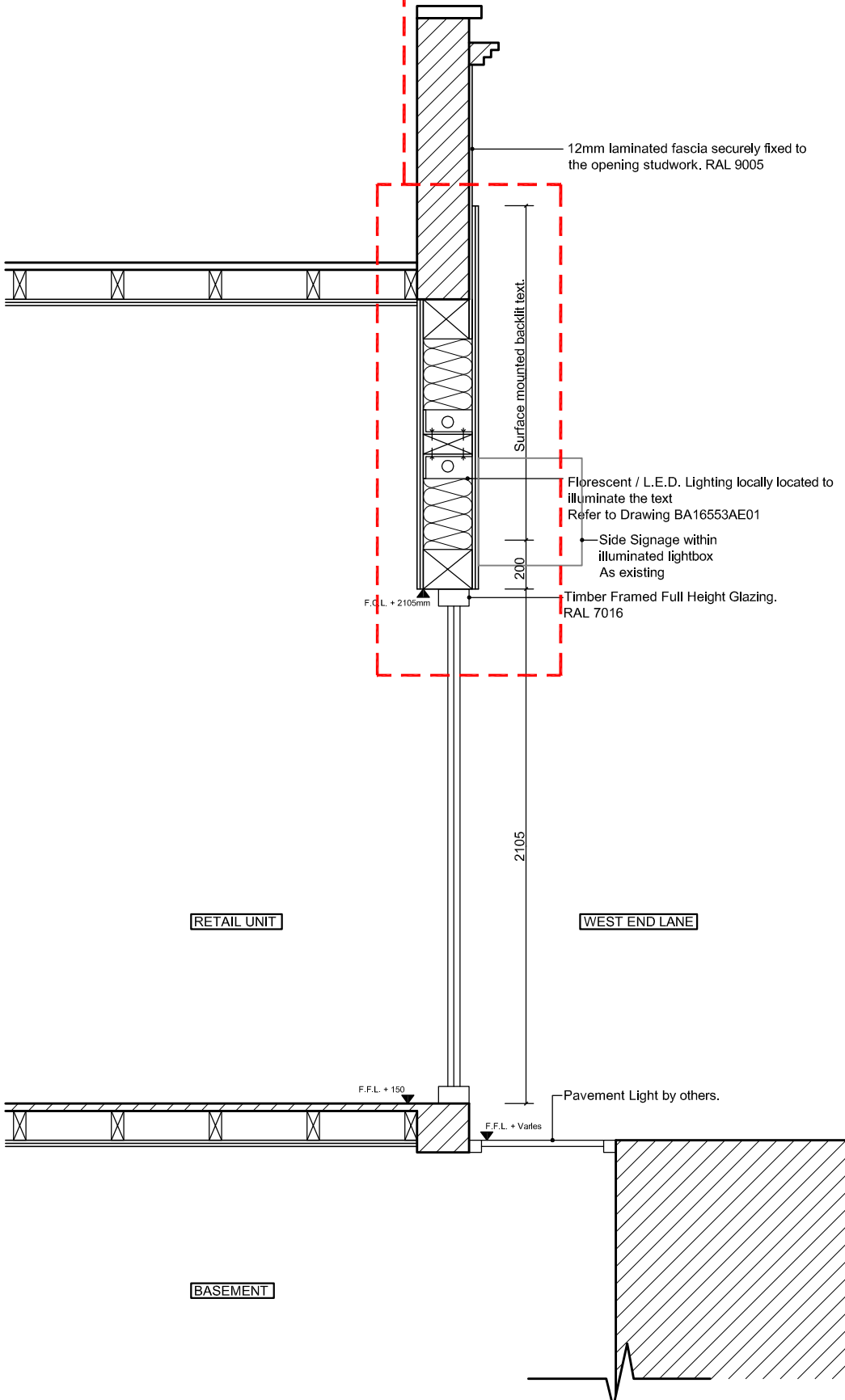
Rev	Desc	By	Date	Ch
-	-	-	-	-
-	-	-	-	-
-	-	-	-	-



Detail 01



Section Key



Existing Section 01



Existing Shop Front Image

210 WEST END LANE
BOLANS ARCHITECTS
 Bolans Architects
 51 London Road
 London
 SE23 3TY
 Tel +44 (0)20 8699 5676
 Fax +44 (0)20 8291 7781
 E-mail architects@bolansgroup.com

Project:
 210 West End Lane
 West Hampstead NW6 1UU

Title:
 Existing
 Section 01

Scale: 1:50 @ A3	Drawn by: OL
Date: May 2016	Checked by: MAF
Drawing No: BA16553AS01	Rev: