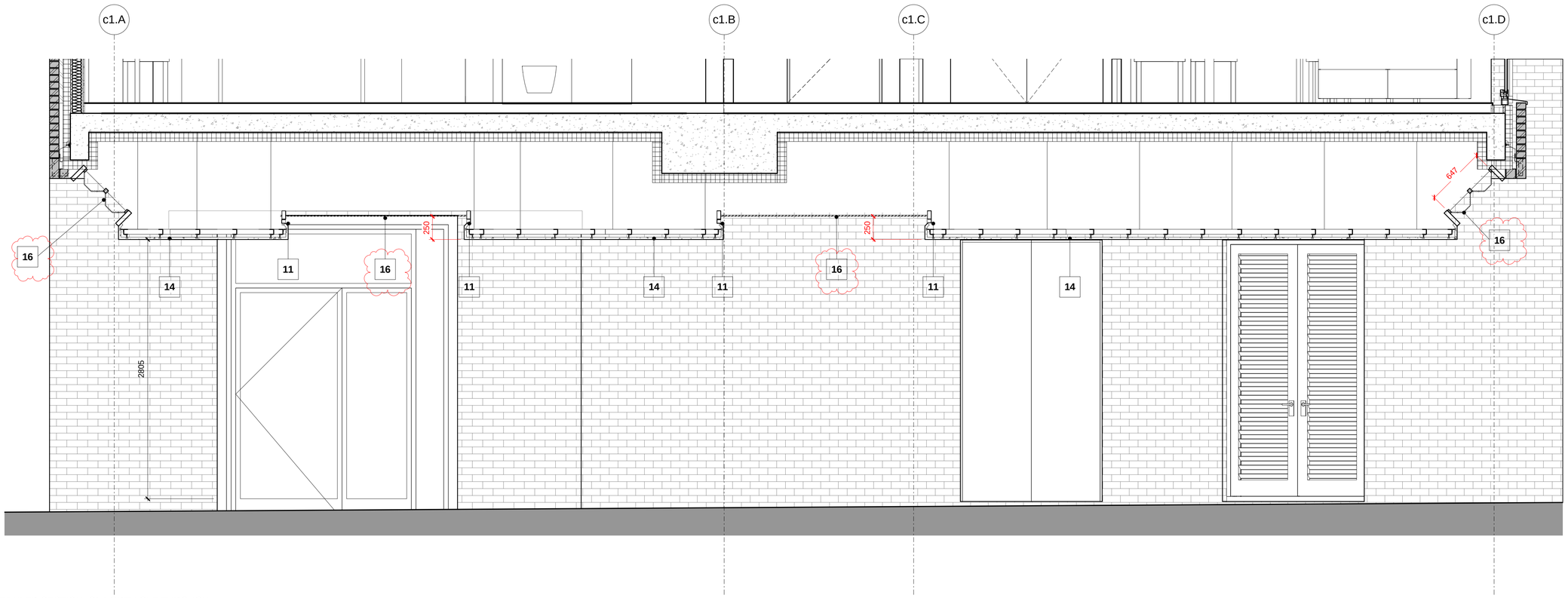

01 DETAILED SECTION- C1 NORTH CUT THROUGH
1 : 25

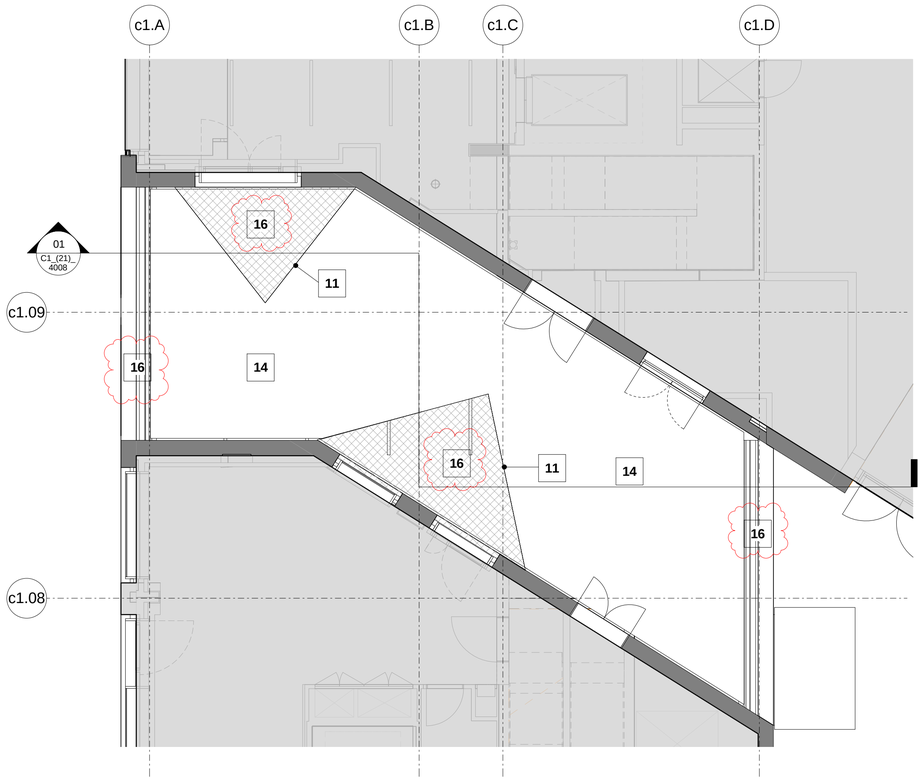

02 RCP- C1 NORTH CUT THROUGH
1 : 75

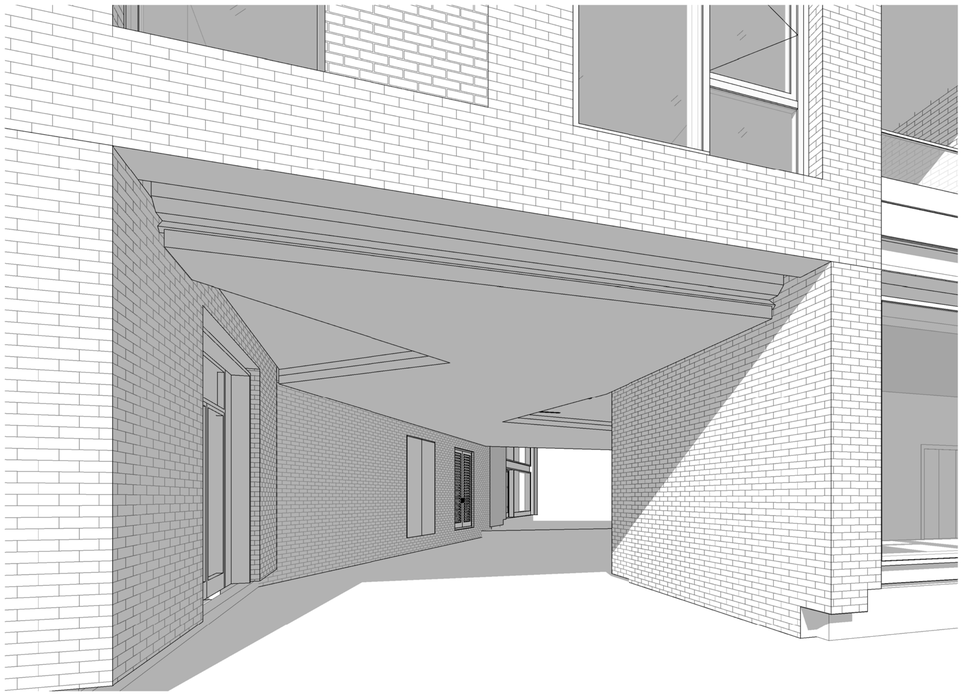

03 3D View - C1 NORTH CUT THROUGH

KEY

01	Facing brickwork as F10/111
02	Window as L10/331
03	Precast concrete facing as F31/113
04	Brick soldier course special as F10/111
05	Curtain walling as H11/111
06	Glazed door as H11/136
07	Aluminium insulted infill panel as H11/132
08	Aluminium inset louvre L10/652
09	Infill plasterboard and frame as K10/145A
10	Internal curtain walling frame extension as H11/111
11	Provision for external lighting
12	PPC aluminium rainscreen witch concealed fixings as H92/111
13	Structural clamped Curtain walling mullion as H11/112
14	GRC on steel frame as H40/132
15	Galvanised PPC steel frame
16	~~PPC profiled expanded metal as L10/660~~ Anodised profiled and perforated metal sheet
17	AHU duct painted black to architectural finish
18	Flush mounted entrance system and intercom
19	~~Powered automated~~ sliding folding door as L20/541
20	Powered automated ~~vertical~~ car lift door as L20/491 - PPC framed doors with ~~faced expanded~~ metal infill as L10/661 - edge trims to be PPC galvanised metal to protect brickwork
21	Powered automated folding sliding door as L20/617 - PPC framed doors with ~~faced expanded~~ metal infill L10/661 - edge trims to be PPC galvanised metal to protect brickwork refer to drawing comments
22	Blockwork F10/
23	Through colour render board on hanging system as H20/150A
24	PPC Steel louvre as L10/651
25	Profiled metal infill panel
26	Open flat bar grille for ventilation, with infill to perimeter frame

AHMM MARK UPS
FOR EMPLOYERS' REQUIRMENTS
18/12/15

REV	DATE	DESCRIPTION
T 0 2	18/12/15	Issued for ER's
T 0 1	02/09/15	STAGE E ISSUE

CONSULTANTS	
CLIENT:	Stanley Sidings
CONTRACTOR:	-
STRUCTURAL ENGINEER:	Walsh Group
MECHANICAL ENGINEER:	Hoare Lea
COST CONSULTANT:	Gardiner & Theobald
PROJECT MANAGER:	Gardiner & Theobald
ACOUSTIC CONSULTANT:	Hoare Lea
TRANSPORT CONSULTANT:	Arup
PLANNING CONSULTANT:	Gerald Eve
LANDSCAPE ARCHITECT:	Fabrik
CDM CO-ORDINATOR:	MSA Safety

NOTE

1. Do not scale from this drawing.
2. All dimensions to be checked on site by the contractor and such dimensions to be his responsibility.
   Report all drawing errors, omissions and discrepancies to the architect.
3. This document may be issued in an uncontrolled CAD format to enable others to use it as background information to make alterations and/or additions. In that instance the file will be accompanied by a PDF version. It is for those making such alterations and additions to ensure that they make use of current background information.
4. AHMM Ltd accepts no liability for any such alterations or additions to the background information or arising out of changes to background information which occur prior to alterations of additions being made.

LOCATION

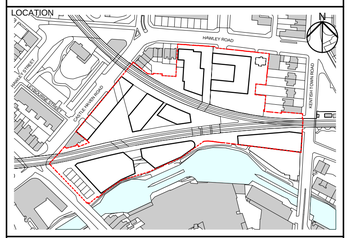

ALLFORD HALL MONAGHAN MORRIS
ARCHITECTS Ltd
5-23 OLD STREET, LONDON, EC1V 9HL
TEL 020 7251 5261 FAX 020 7251 5123 WEB WWW.AHMM.CO.UK

job title
CAMDEN LOCK VILLAGE

drawing title / location
C1- NORTH CUT THROUGH

drawn by	checked	scale	status
Author	Checker	As indicated @ A1	ER issue

project	drawing no.	revision
14045	C1_(21)_ 4008	T02