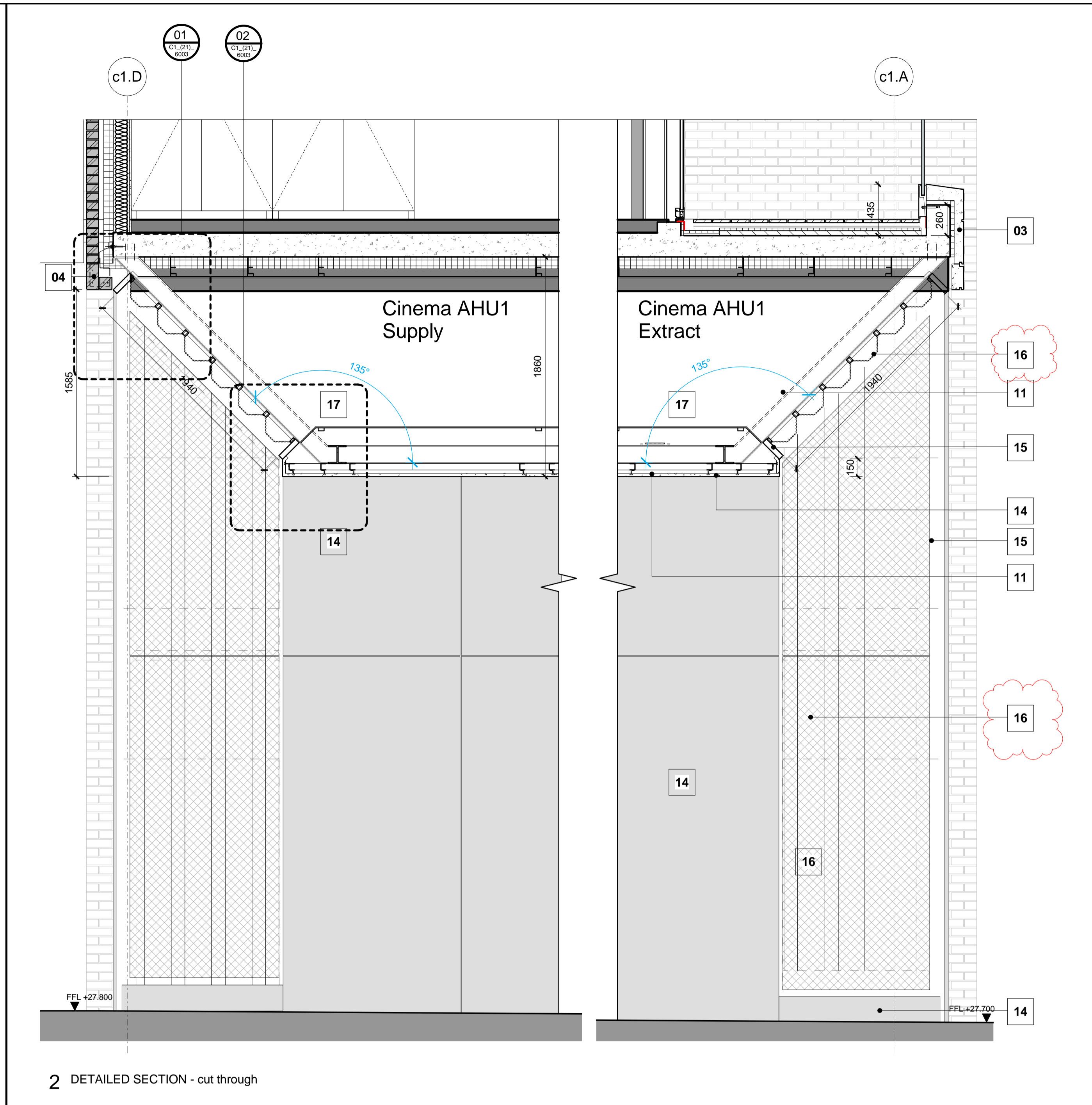
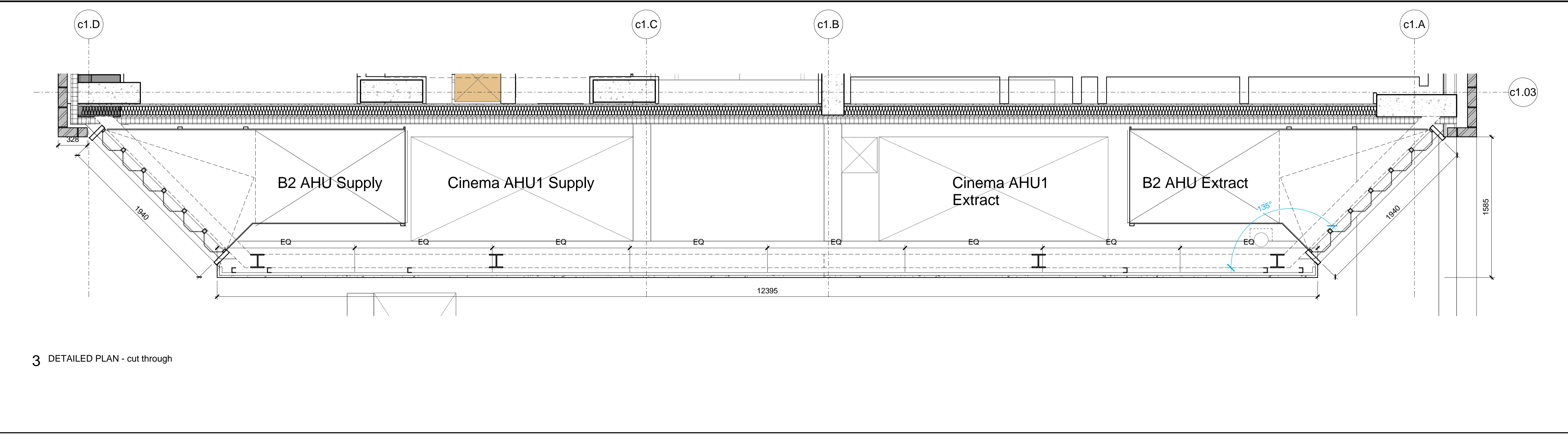


1 C1 NORTH-WEST ELEVATION - Cut through



2 DETAILED SECTION - cut through



3 DETAILED PLAN - cut through

- KEY
- 01 Facing brickwork as F10/111
  - 02 Window as L10/331
  - 03 Precast concrete facing as F31/113
  - 04 Brick soldier course special as F10/111
  - 05 Curtain walling as H11/111
  - 06 Glazed door as H11/136
  - 07 Aluminium insulated infill panel as H11/132
  - 08 Aluminium inset louvre L10/652
  - 09 Infill plasterboard and frame as K10/145A
  - 10 Internal curtain walling frame extension as H11/111
  - 11 Provision for external lighting
  - 12 PPC aluminium rainscreen with concealed fixings as H92/111
  - 13 Structural clamped Curtain walling mullion as H11/112
  - 14 GRC on steel frame as H40/132
  - 15 Galvanised PPC steel frame
  - 16 PPC profiled expanded metal as L10/660
  - 17 AHU duct painted black to architectural finish
  - 18 Flush mounted entrance system and intercom
  - 19 Powered automated sliding folding door as L20/541
  - 20 Powered automated vertical car lift door as L20/491
  - 21 Powered automated folding sliding door as L20/617
  - 22 Blockwork F10/
  - 23 Through colour render board on hanging system as H20/150A
  - 24 PPC Steel louvre as L10/651
  - 25 Profiled metal infill panel
  - 26 Open flat bar grille for ventilation, with infill to perimeter frame

**AHMM MARK UPS FOR EMPLOYERS' REQUIREMENTS 18/12/15**

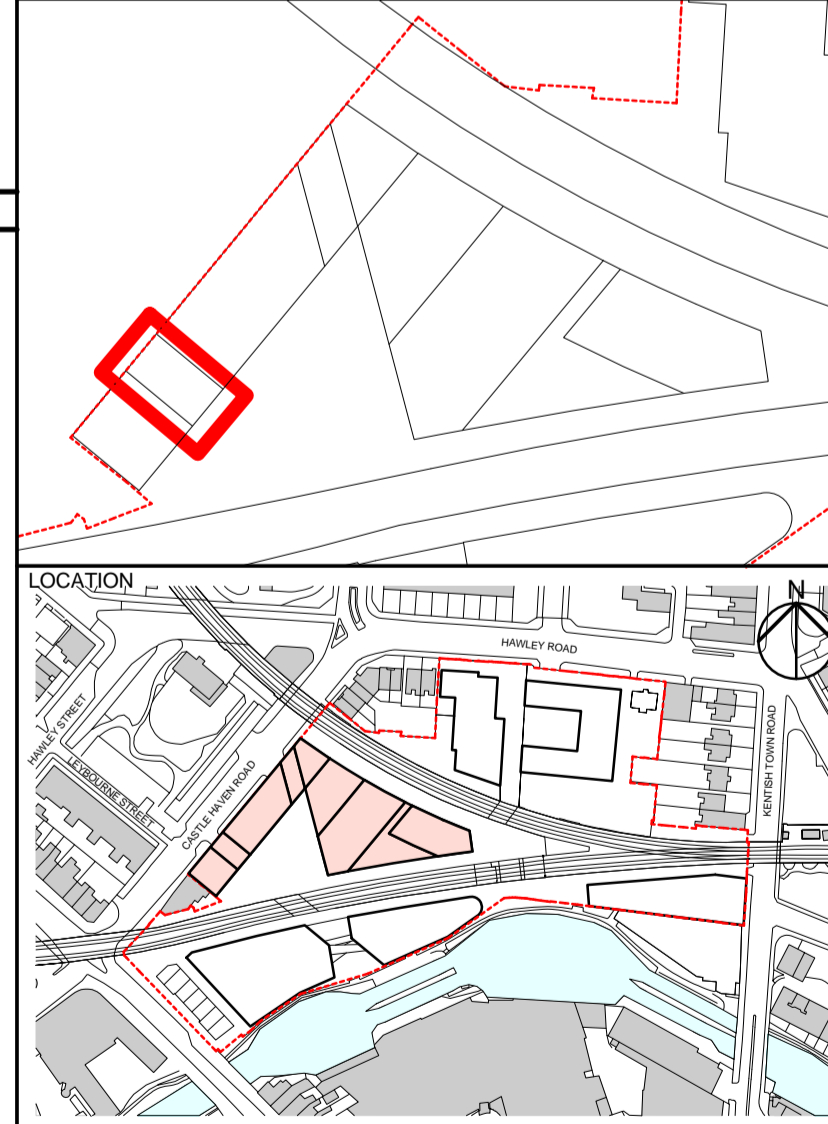
T 0 2 18/12/15 Issued for ER's  
T 0 1 26/06/15 Stage E Tender Issue

REV	DATE	DESCRIPTION

CONSULTANTS	
CLIENT:	Stanley Sidings
CONTRACTOR:	-
STRUCTURAL ENGINEER:	Walsh Group
MECHANICAL ENGINEER:	Hoare Lea
COST CONSULTANT:	Gardiner & Theobald
PROJECT MANAGER:	Gardiner & Theobald
ACOUSTIC CONSULTANT:	Hoare Lea
TRANSPORT CONSULTANT:	Arup
PLANNING CONSULTANT:	Gerald Eve
LANDSCAPE ARCHITECT:	Fabrik
CDM CO-ORDINATOR:	MSA Safety

- NOTE
1. Do not scale from this drawing.
  2. All dimensions to be checked on site by the contractor and such dimensions to be his responsibility. Report all drawing errors, omissions and discrepancies to the architect.
  3. This document may be issued in an uncontrolled CAD format to enable others to use it as background information to make alterations and/or additions. In that instance the file will be accompanied by a PDF version. It is for those making such alterations and additions to ensure that they make use of current background information.
  4. AHMM Ltd accepts no liability for any such alterations or additions to the background information or arising out of changes to background information which occur prior to alterations of additions being made.



**ALL FORD HALL MONAGHAN MORRIS**  
 ARCHITECTS Ltd  
 5-23 OLD STREET, LONDON, EC1V 9HL  
 TEL 020 7251 5261 FAX 020 7251 5123 WEB WWW.AHMM.CO.UK

job title  
**CAMDEN LOCK VILLAGE**  
 drawing title / location  
**C1 - CUT THROUGH**

drawn by	checked	scale	status
NL	KH	As indicated @ A1	ER issue

project	drawing no.	revision
14045	C1_(21)_ 4006	T02