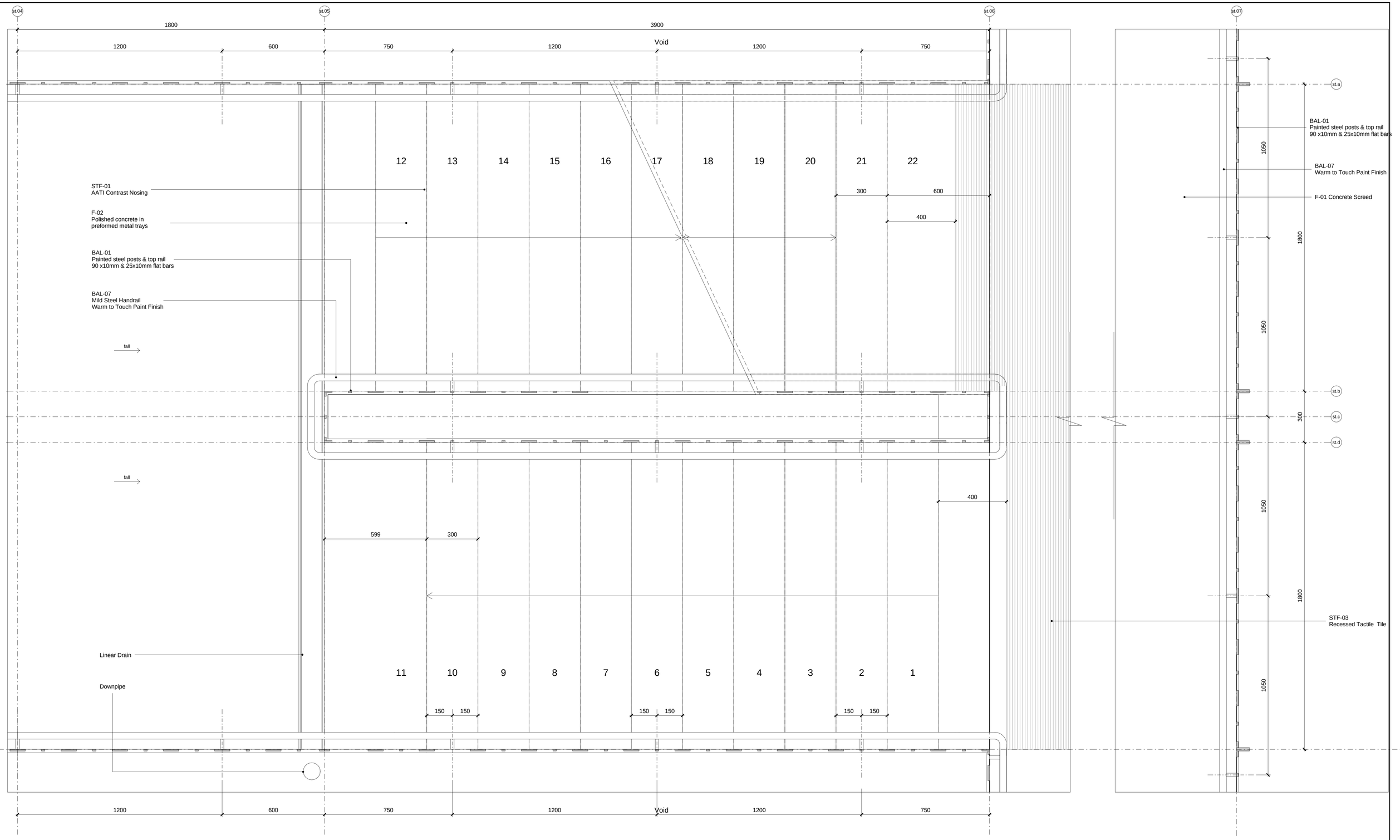

NOTES

1. For all steelwork design for stairs refer to structural engineers information

2. For all surface drainage & metal grating covers refer to services engineers information

3. Balustrade setting out subject to further development

4. For all butt welded joints refer to structural engineers information

5. For all steel connection details & connections to slab edge refer to structural engineers information

6. All mild steel handrails to be 'warm to touch' & to comply with Part M

Refer to T Sheet for specification clauses

REV	DATE	DESCRIPTION
T01	27/10/15	Stage E Revision
T02	18/12/15	ERs Issue

CONSULTANTS	
CLIENT:	
CONTRACTOR:	
STRUCTURAL ENGINEER:	
MECHANICAL ENGINEER:	
COST CONSULTANT:	
PROJECT MANAGER:	
ACOUSTIC CONSULTANT:	
CLADDING CONSULTANT:	
SPECIFICATIONS CONSULTANT:	

NOTE

1. Do not scale from this drawing.
2. All dimensions to be checked on site by the contractor and such dimensions to be his responsibility.
3. Report all drawing errors, omissions and discrepancies to the architect.
4. This document may be issued in an uncontrolled CAD format to enable others to use it as background information to make alterations and/or additions. In that instance the file will be accompanied by a PDF version. It is for those making such alterations and additions to ensure that they make use of current background information. AHMM Ltd accepts no liability for any such alterations or additions to the background information or arising out of changes to background information which occur prior to alterations of additions being made.

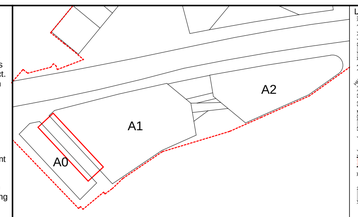

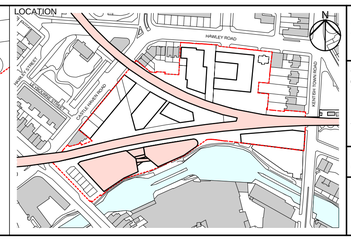

ALLFORD HALL MONAGHAN MORRIS
ARCHITECTS Ltd
5-23 OLD STREET, LONDON, EC1V 9HL
TEL 020 7251 5261 FAX 020 7251 5123 WEB WWW.AHMM.CO.UK

job title
CAMDEN LOCK VILLAGE

drawing title / location
Stair 02 Plan Details - Run to Landing L2-L4

drawn by	checked	scale	status
WH	LMD	1 : 10 @ A1	ERs Issue

project	zone	CI/SfB	drawing no.	revision
14045	AX_(24)_ 9010			T02