

All dimensions to be verified on site by Main Contractor before the start of any shop drawings or work whatsoever either on their own behalf or that of sub-contractors.

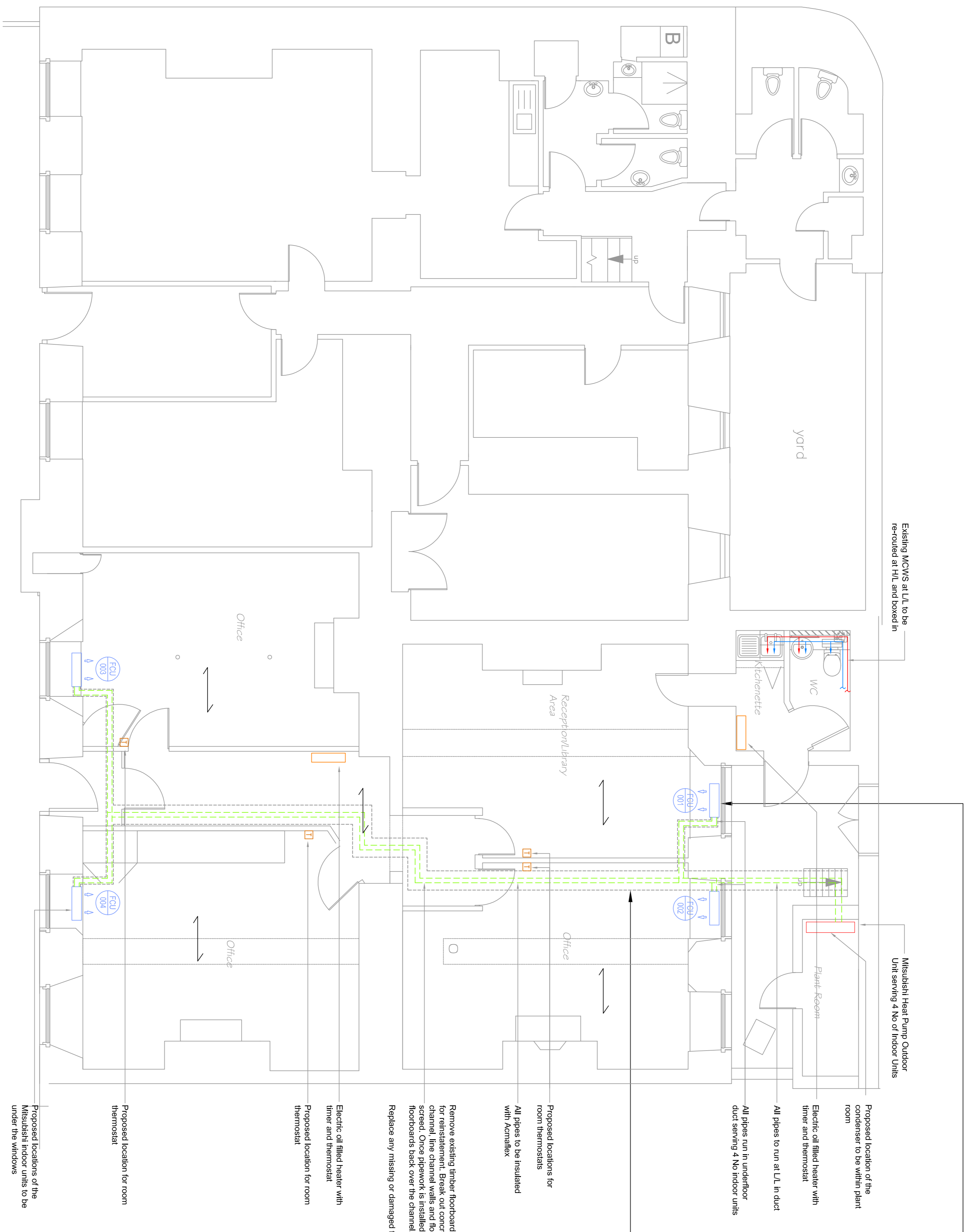
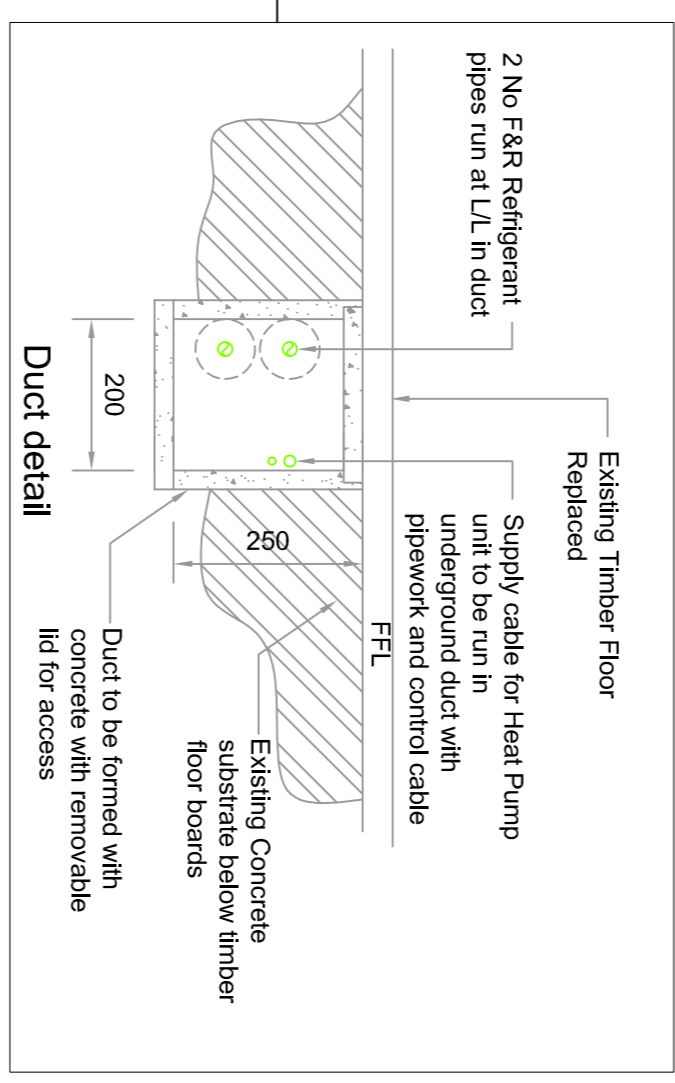
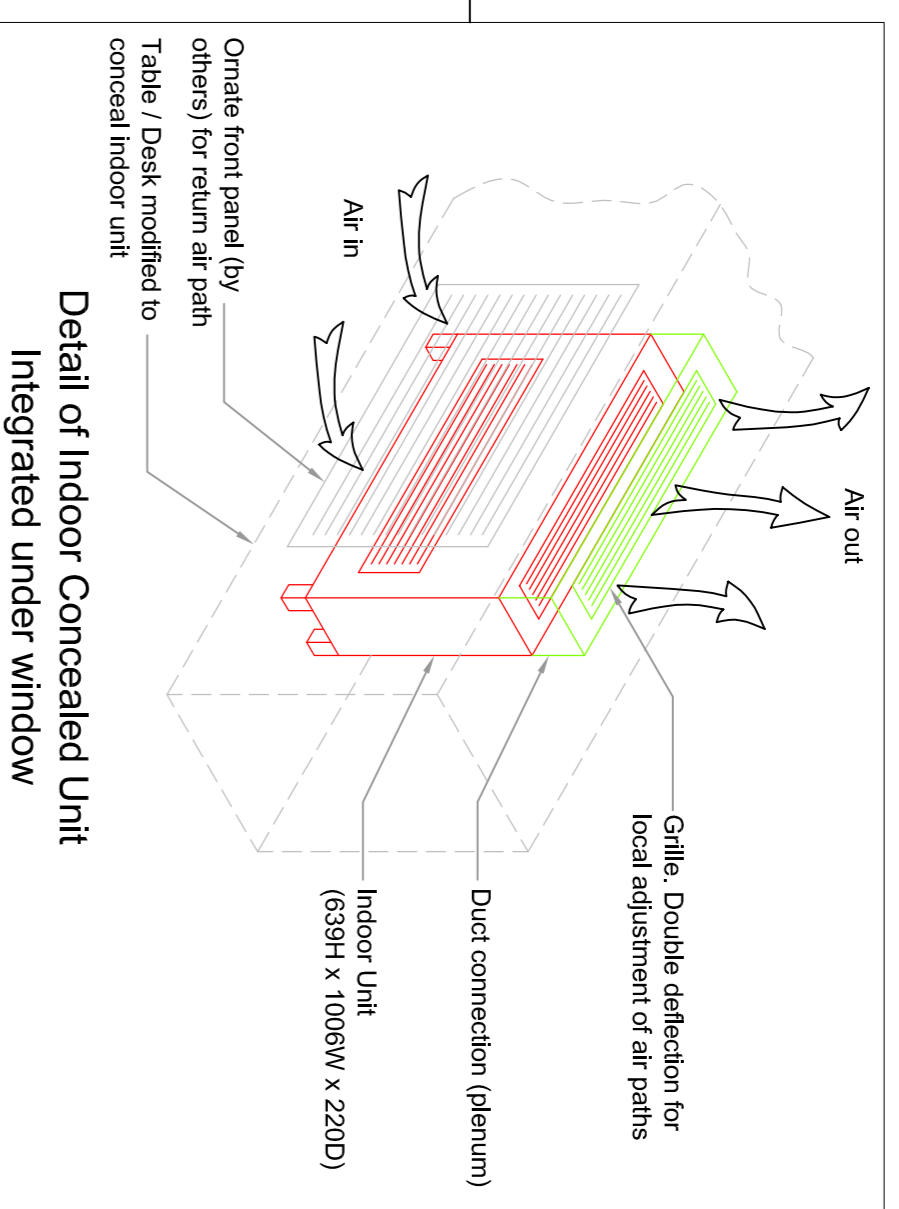
Report any discrepancies to the Contract Administrator at once. This drawing is to be read with all relevant Architects and Engineer's drawings and other relevant information.

© Ingletton Wood LLP

Notes: DO NOT SCALE

- Do not scale from this drawing.
- All dimensions are in millimeters unless stated.
- This drawing is to be read in conjunction with all other Drawings and Specifications.
- Any discrepancies to be referred to the engineer.
- This installation is to be co-ordinated with all other trades and existing site installations.
- All dimensions to be checked and verified on site prior to the commencement of the works.

- Legend:**
- Pipework runs Under Floor
 - Pipework runs at Low Level
 - Pipework runs at High Level
 - Pipework runs in Ceiling Void
- H/L High Level
 L/L Low Level
 TB To Below
 FB From Below
 TA To Above
 FR/R Flow & Return



Existing MCWS at L/L to be re-routed at H/L and boxed in

Mitsubishi Heat Pump Outdoor Unit serving 4 No of Indoor Units

Proposed location of the condenser to be within plant room

Electric oil filled heater with timer and thermostat

All pipes to run at L/L in duct

All pipes run in underfloor duct serving 4 No indoor units

Proposed locations for room thermostats with Acnallex

Remove existing timber floorboards and set aside for reinstatement. Break out concrete to form channel, line channel walls and floor with concrete screed. Once pipework is installed place original floorboards back over the channel.

Replace any missing or damaged floorboards.

Electric oil filled heater with timer and thermostat

Proposed location for room thermostat

Proposed location for room thermostat

Proposed locations of the Mitsubishi Indoor units to be under the windows

Ingletton Wood
 Vision, form and function

London
 1 Abchurch Lane
 London EC4A 3DF
 London
 1, 020 7480 4400
 www.inglettonwood.co.uk

Project: **1 New Square, Lincoln's Inn, Newmans Row, London, WC2A 3TL**

Drawing Title: **Lower Ground Floor Mechanical Services Layout**

Client: **The Honourable Society of Lincoln's Inn**

Drawn:	Checked:	Date:	Scale:	Paper Size:
DH	IF	02.10.15	1:50	A1
Job No.:	Draw No.:	Stage:	Revised:	
84963	410	Tender	T1	