CANOPY LAYOUT
1:25 @ A1

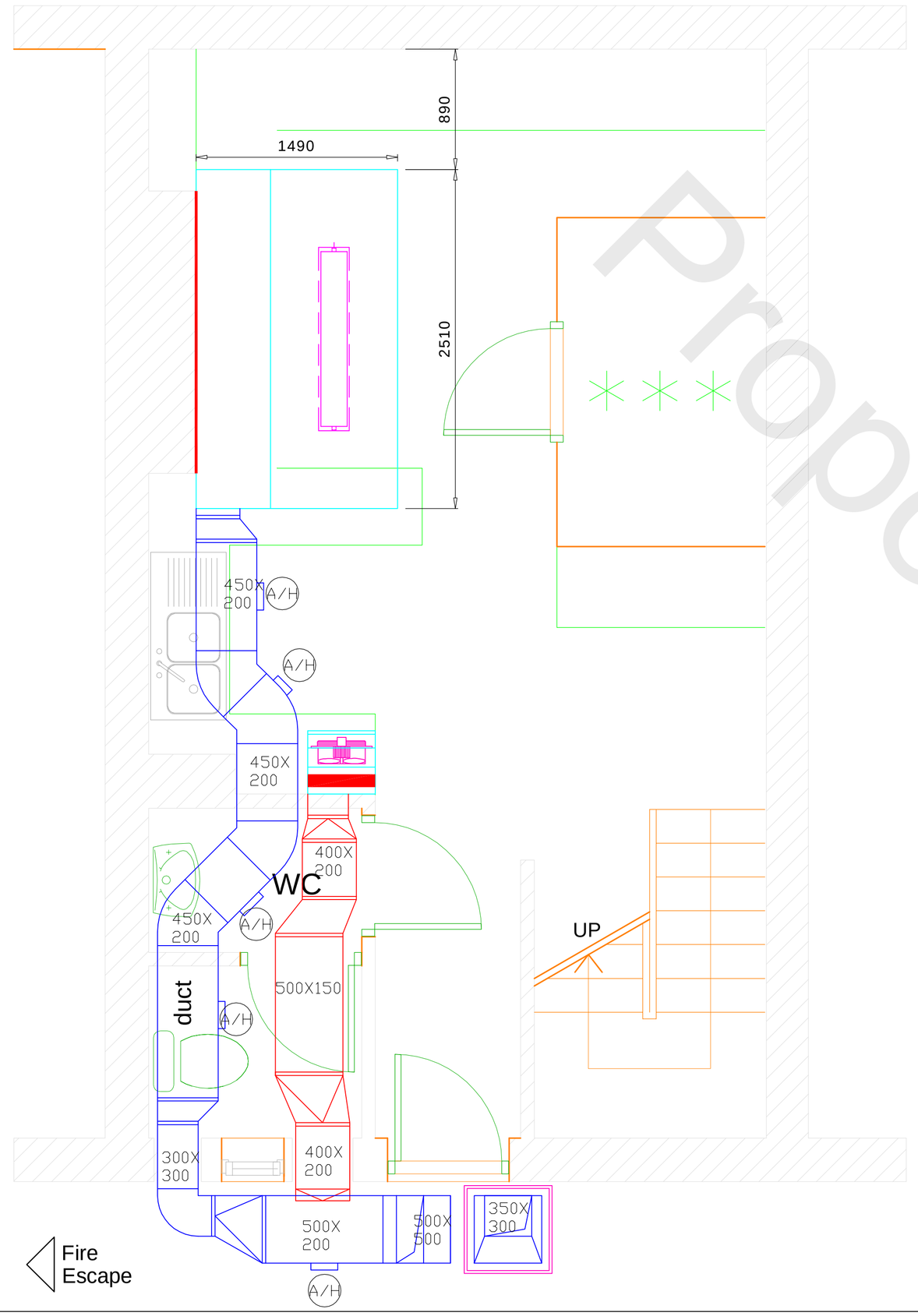

CANOPY CROSS SECTION
1:25 AT A1

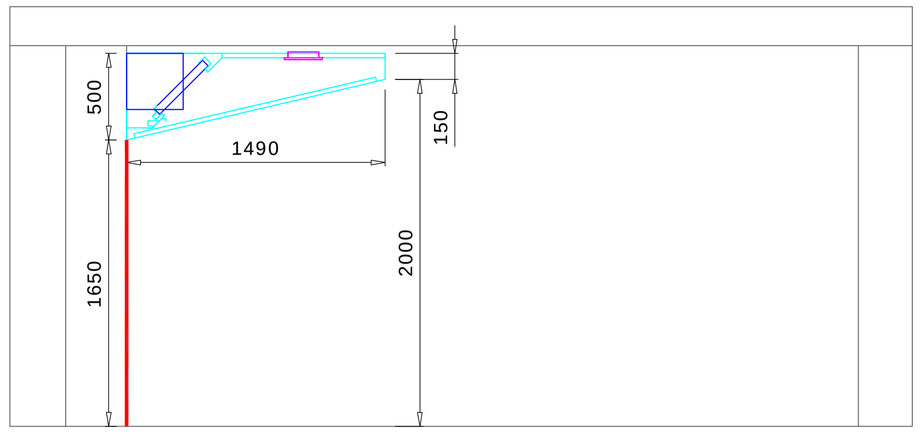

FRONT ELEVATION
1:50 AT A1

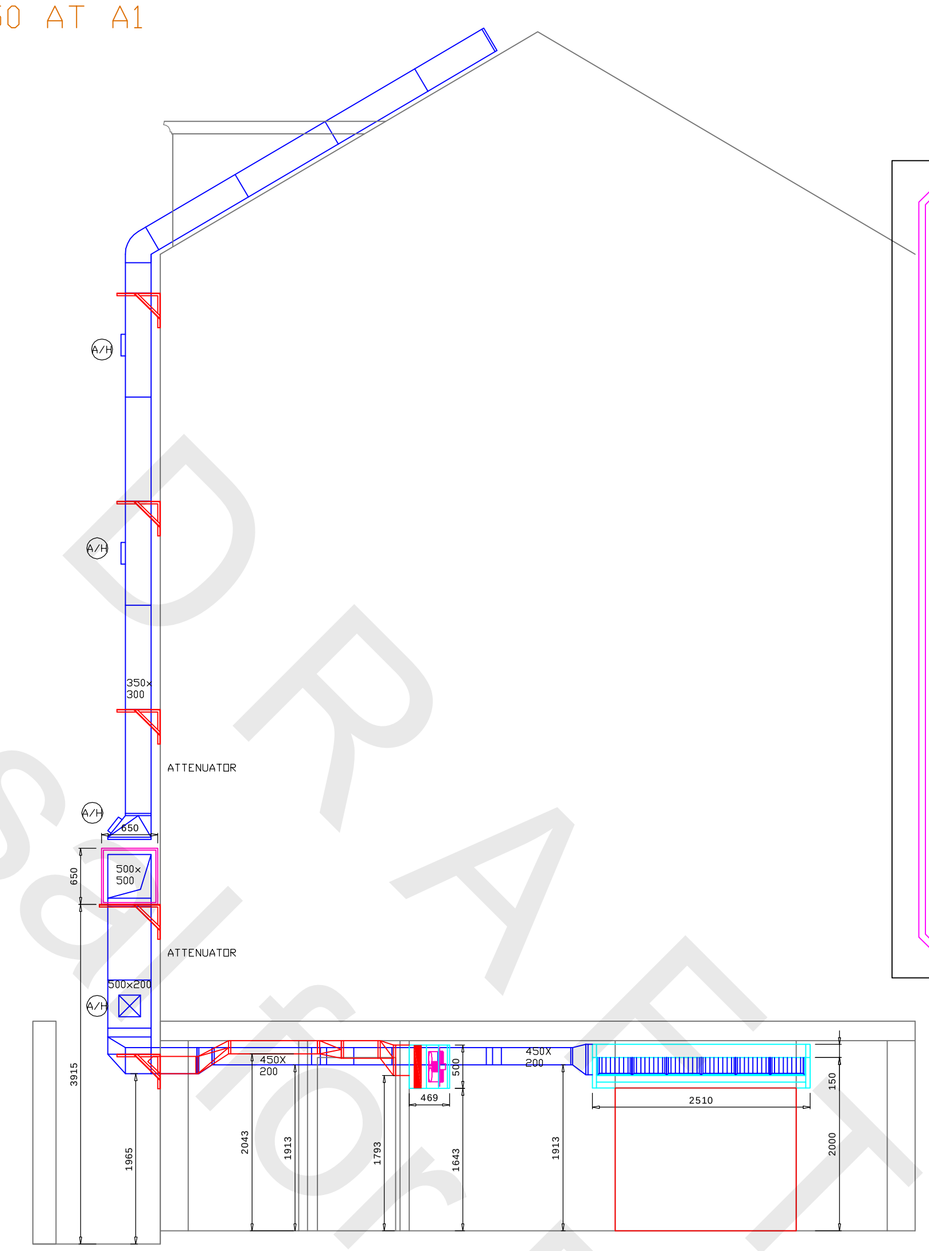

EXTERNAL ELEVATION
1:50 AT A1

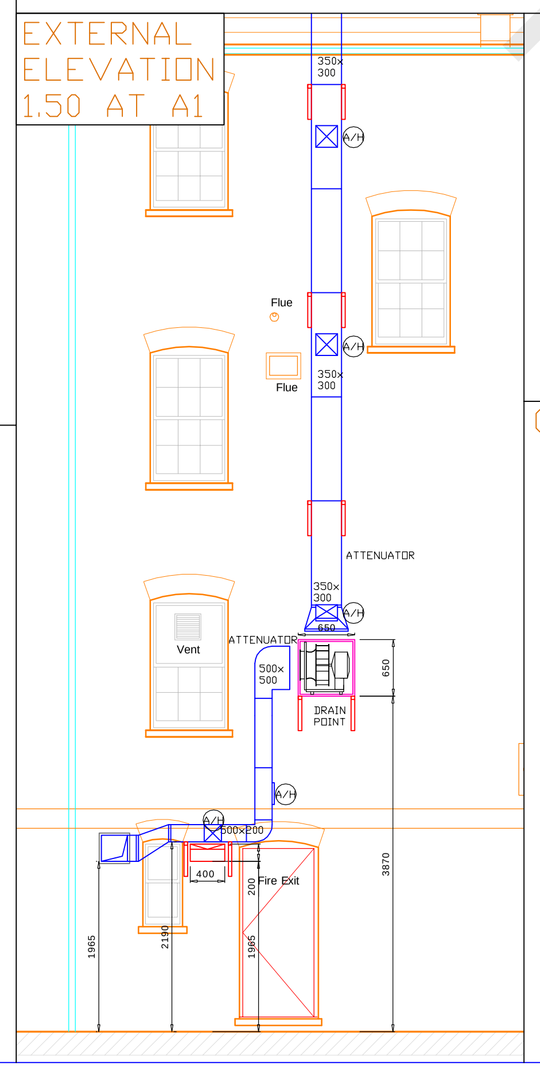

T0064-A-00-DP-A-002 ExistingPlans

Clients Drawing

CANOPY INFORMATION

EXTRACT ONLY CANOPY
2510 X 1490 X 500 TO 150

2000 UNDERSIDE OF CANOPY FROM FINISHED FLOOR LEVEL.

EXTRACT FLOW RATE 0.73 M^3/S AT 190 PA
SUPPLY FLOW RATE 0.62 M^3/S NOT FROM CANOPY

1 EXTRACT SPIGOT @ 325x325
SPIGOT IS 50MM TALL WITH 20MEZ CONNECTION

SPIGOTS FIXED IN FACTORY- YES

NUMBER OF BAFFLE FILTERS- 6

MULLION SIZES- 59.5

LIGHTING- 1 OFF 4 FOOT LED LIGHTS.

EACH LED LIGHT REQUIRES 240V SUPPLY AND WILL BE SUPPLIED WITH A 1.5M TAIL

FINAL CONNECTION OF CANOPY LIGHTS TO LIGHTING CIRCUIT TO BE DONE BY ELECTRICAL CONTRACTOR 240V REQUIRED.

CLADDING- TO REAR ONLY

INFILLS- NO

CANOPY APPROVED- YES...../NO.....

COMMENTS.....

SIGNED.....

DATE.....

CANOPY AIRFLOW CALCS

LTS Thermal Convection Airflow Calculation Results

Project		11 Warren Street						Date	22/01/2016
Ref:		T0064-A-PE 002						Model	WALL
Canopy ref									
					If Elec	If Gas			
Item	Description	Plan	Plan	m2	Coe	Gas KW	Sub	Gas KW Sub	Notes
	4 Ring Burner	600	600	0.3600	0.35		0.1260	0.0000	
	Oven	900	830	0.7470	0.30		0.2241	0.0000	
	Bench	260	600	0.1560	0.03		0.0047	0.0000	
	4 Ring Induction	750	600	0.4500	0.30		0.1350	0.0000	
				0.0000			0.0000	0.0000	
				0.0000			0.0000	0.0000	
				0.0000			0.0000	0.0000	
				0.0000			0.0000	0.0000	
								Canopy Factor	Total m3/s
							0.48978	0.00	1.25	0.61
							20%	safety factor	

Extract Volume with Gas Safe	0.73	m3/s
Supply Volume with Gas Safe	0.62	m3/s

COPYRIGHT IN THIS DRAWING IS THE PROPERTY OF LEIGHTEC SYSTEMS LTD. IT MUST NOT BE USED NOR AMENDED NOR USED FOR THE EXECUTION OF ANY WORKS WHETHER IN CONNECTION WITH THE PROPOSED WORKS FOR WHICH IT IS PREPARED OR OTHERWISE WITHOUT THE EXPRESS WRITTEN CONSENT OF LEIGHTEC SYSTEMS.

ALL DIMENSIONS ARE IN mm UNLESS OTHERWISE STATED

BS6173 was introduced in May 2001. It is a standard requirement to have the extract and supply fans interlocked with the gas valve where gas appliances are installed within the kitchen.

FAN AND FILTER INFORMATION

EXTRACT	SUPPLY
FAN	FAN
CVAB/4-4000/400ND	HCBB/4-315/H
0.55 KW	0.14 KW
2.3 A	0.7 A
NOISE LEVEL AT 1M 54 DBA	NOISE LEVEL AT 1M 55 DBA
CANOPY FILTERS	PRE FILTERS
STAINLESS BAFFLE FILTERS	HEVAC PLEATED PANEL FILTERS
398 X 398 X 45	SIZE

CONTROL PANEL INFORMATION

SUPPLY REQUIRED
ENCLOSURE DIMENSIONS

STEEL CONSTRUCTED ENCLOSURE WITH GRAY TEXTURED POLYESTER POWDER PAINT, RAL7032. ENCLOSURE IS IP66 RATED AND FITTED WITH LOCKABLE DOOR.

DUCTWORK

DUCTWORK CONSTRUCTED FROM GALVANIZED STEEL IN ACCORDANCE WITH DW144 WHERE POSSIBLE. DOBY TYPE FLANGES ARE USED AT ALL JOINTS UNLESS OTHERWISE STATED. WHERE DUCTING BREAKS FIRE COMPARTMENTATION FIRE RATED DUCTWORK MUST BE USED. FIRE DAMPERS MUST NOT BE USED ON EXTRACT.

SUPPLY AIR

IF NOT INCLUDED WITHIN THE KITCHEN VENTILATION PACKAGE, TO BE PROVIDED BY OTHERS, TO ACHIEVE ADEQUATE COMBUSTION AIR IN ACCORDANCE WITH GAS SAFE, REQUIREMENTS. GAS APPLIANCES LIKE HEATING BOILERS LOCATED IN THE KITCHEN VICINITY ARE TO BE ISOLATED FROM THE KITCHENS NEGATIVE AIR PRESSURE BY OTHERS.

CANOPY

CANOPY CONSTRUCTED FROM 0.9MM 304 GRADE STAINLESS STEEL, COMPLETE WITH BAFFLE FILTERS AND LIGHTS RATED AT IP 54 TO UNDERSIDE UNLESS STATED OTHERWISE. CANOPIES TO BE SEALED WITH FOOD SAFE SILICONE. ALL BUILDERS WORK OPENINGS TO BE FORMED PRIOR TO INSTALLATION. SUSPENDED CEILINGS WHERE FITTED TO BE INSTALLED FOLLOWING CANOPY INSTALLATION

- ALL OPENINGS TO BE FORMED BY MAIN CONTRACTOR INCLUDING ALL BUILDERS WORKS FOR VENTILATION SYSTEMS
- MAIN CONTRACTOR TO ENSURE THE REAR WALL OF THE COOK LINE EQUIPMENT IS CLEAR OF ALL LOOSE PLASTER WORK, TIMBER, TILES AND SERVICES TO ENABLE STAINLESS STEEL WALL CLADDING TO BE FITTED
- WALLS TO THE REAR OF COOK LINES TO BE OF A NON-CONBUSTABLE/FIRE RATED MATERIAL PRIOR TO STAINLESS STEEL WALL CLADDING BEING FITTED.
- ALL EXISTING CANOPIES AND DUCTING NOT TO BE REUSED ARE TO BE STRIPPED OUT BY OTHERS OR LTS CAN PROVIDE THIS SERVICE
- MAIN CONTRACTOR TO PROVIDE & FIT ALL FLASHING & SEALING MATERIALS FOR DUCTING THROUGH ROOF.
- POWER SUPPLY TO INTERLOCK PANEL TO BE PROVIDED BY MAIN CONTRACTOR. LTS TO WIRE FANS, SUPPLY AND INSTALL INTERLOCK PANEL
- WHERE ANY APPLIANCE IS SHOWN THAT IS NOT UNDERNEATH A CANOPY, ROOM VENTILATION IS TO BE CALCULATED AND INSTALLED TO THESE AREAS

RevNo	Revision note	Date	Signature	Check
A	PRELIMINARY ISSUE FOR APPROVAL	26/01/2016	CDJ/AC	

Leigh Tec Systems Ltd
Andersen Road
Goole
DN14 6UD

Tel: 01405 752401
Fax: 01405 752402

Email: office@leightec
Web: www.leightec.com

Client: CKD

Project: 11 WARREN STREET

Title: LAYOUT

Scale	Drawn	Date	Drawing Number	Revision
VARIOUS	CDJ/AC	26/01/2016	7567	A

Proposal for Review
DRAFT