

FRONT ELEVATION DORMER SURROUND



CURVED HEAD DORMER



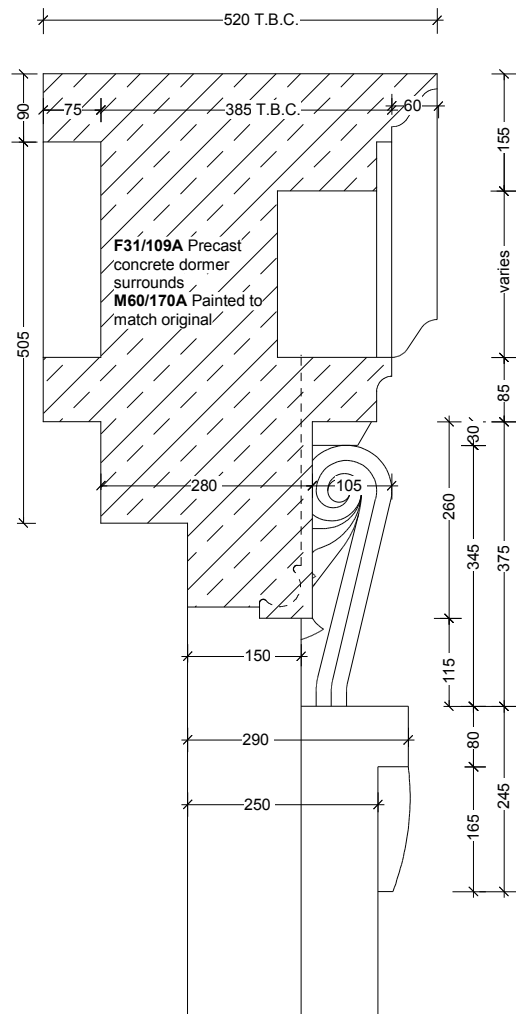
CURVED HEAD DORMER

Brick and stucco Dormer Surround

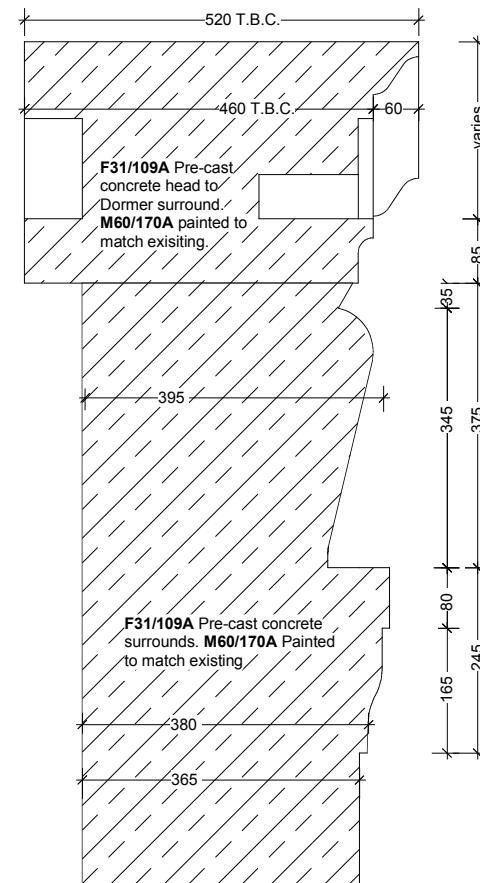
Window Surround to be Re-created as painted Pre-Cast concrete element.



OPENED CURVED HEAD DORMER



SECTION AA-DORMER WINDOW SURROUND PRE-CAST CONCRETE HEAD AND CILL ELEMENTS



SECTION-BB DORMER WINDOW SURROUND PRE-CAST CONCRETE SURROUNDS

#### GENERAL NOTES

Drawing to be read in conjunction with all information by architects, structural engineer & service consultants.

The contractor is not to scale from this drawing. All written dimensions to be checked on site before work commences. Discrepancies, where identified, must be reported to the architect immediately.

This drawing is the property of Latitude Architects and Designers and must not be reproduced or disclosed to any unauthorised person either wholly or in part without written consent.

#### NOTE

See Clause **C40+41** for specifications describing cleaning and repair to existing masonry .

See Clause **M60/170A** for specifications describing masonry paint to precast concrete elements.

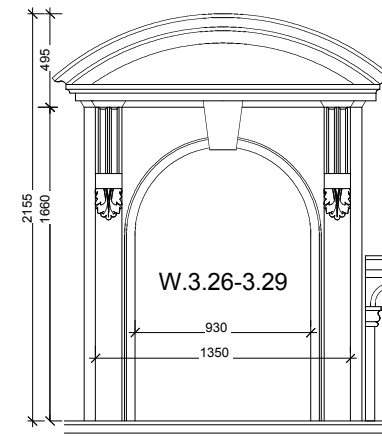
See Clause **F31** for specifications describing replacement and new pre-cast concrete items

All pre-cast concrete to be painted to match original colour of existing window surrounds.

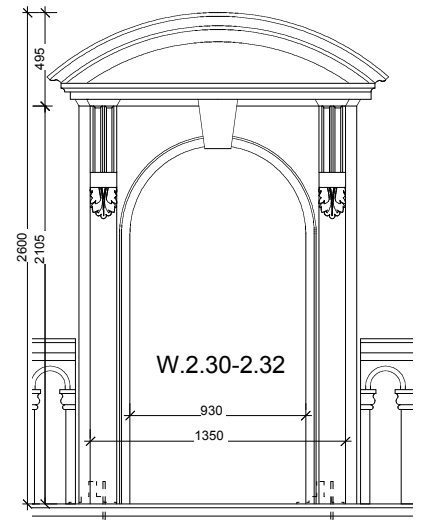
All dimensions of the cast stone and stucco items are indicative and based on dimensions of features as existing. Dimensions of features vary over length of facades. All features to be measured by SC and approved by the architect and Camden planning department.

This drawing applies to dormer surrounds and pediments and to the following windows: W2.30-2.32 and W3.26-3.29

Support systems to Pre-cast concrete to be designed by supplier . Secondary Steelwork to SE Design. Supplier to co-ordinate fixings etc. to all secondary steelwork with S.Contractor. All details to be approved by C.A.



4 No. Dormers Surrounds 1:20@A1



3 No. Dormers Surround 1:20@A1

C	DOR	AV	13/01/2014	Issued for Construction. Plan, Elevations added and general updates made.
B	AV	BG	30/05/2012	General revisions
A	DOR	AV	19/03/2012	Issued for Tender
Issue	Chkd	Drawn	Date	Description

Status	Job No.	Drwg No.	Issue
CONSTRUCTION	0706	[21.5]09	C

Drawing Scale 1:5@A1 Scale 1:10@A3  
PROPOSED DORMER SURROUNDS  
PRECAST ELEMENTS-CURVED HEAD

Project  
THE LIGHTHOUSE BLOCK  
LONDON WC1X