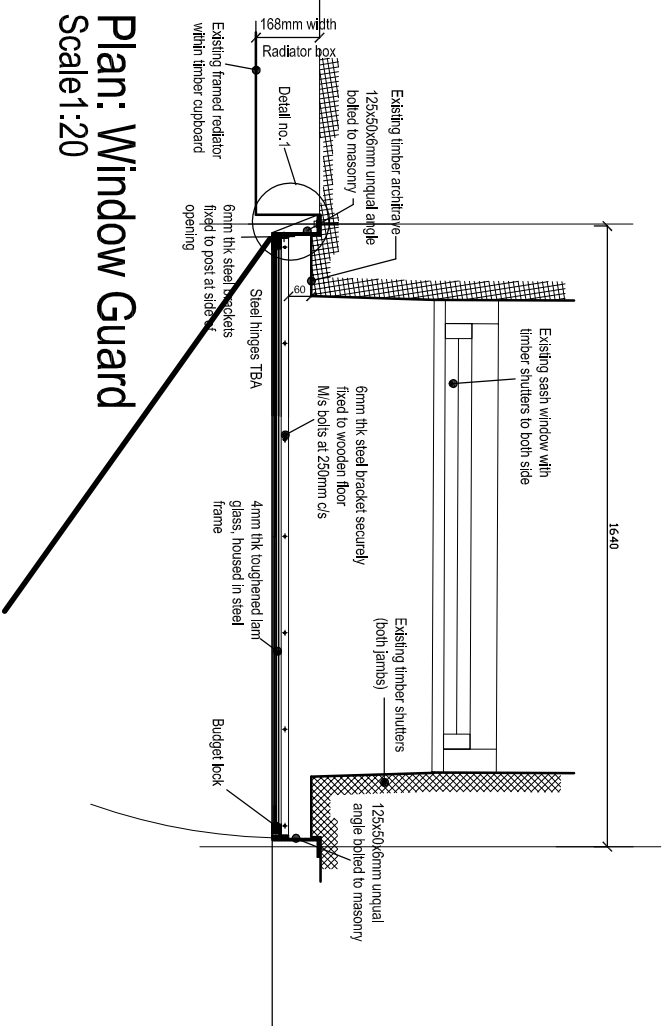
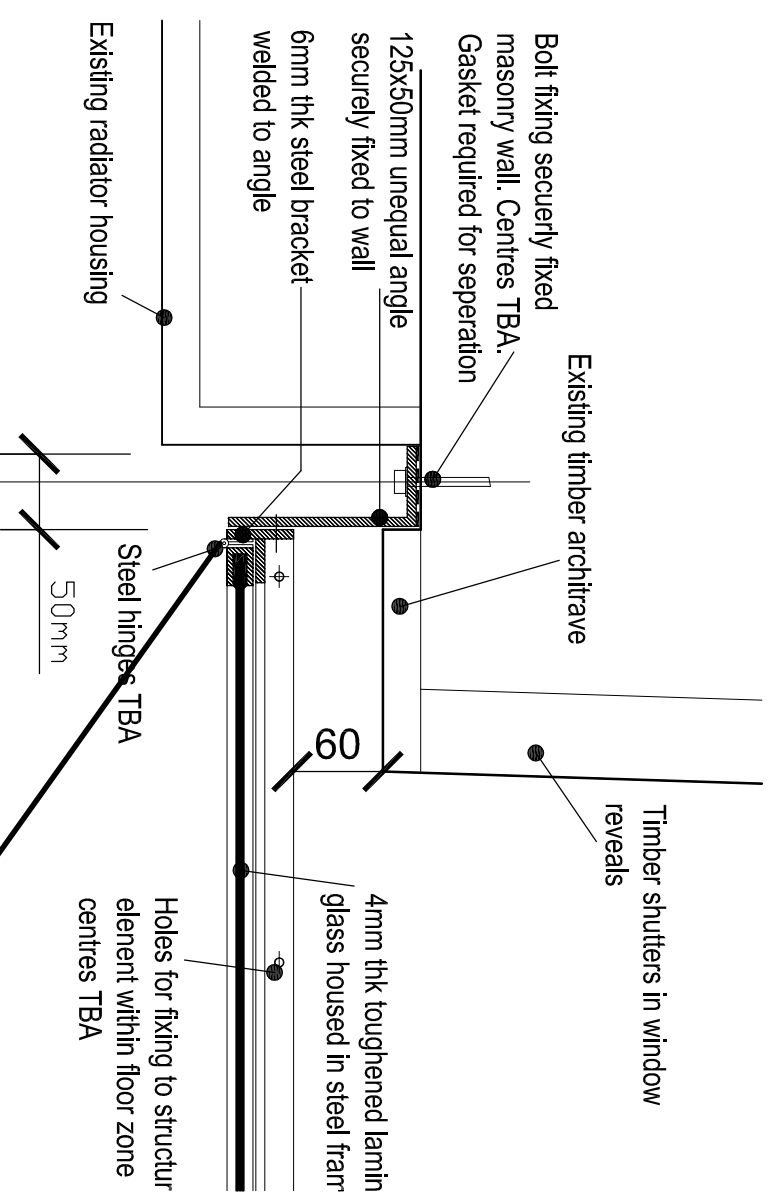


Elevation: Window Guard
Scale:1:20



Plan: Window Guard
Scale:1:20




Detail No. 1: Edge fixing detail
Scale 1:5

Notes

Copyright: All rights reserved.
This drawing must not be reproduced without permission.
This drawing must not be scaled. Dimensions are in millimetres unless specified.

Key Plan:

Rev	Date	Revision Note	By	Check



Elis Williams Architects

151 Rosebery Avenue
London
EC1R 4AB
T: +44 (0)20 7841 7200

Job title		EJMUUK	
Drawing title		Bedford Square-Proposed window Guard	
Status	File Name	X-Ref File	
LBC			
Drawn by	date	checked by	date
SOR	05/05/15		
Job No.	CPI cat.	Dwg No.	Revision
2057EH	AA	(24)A10	
Contractors Drawing No.			