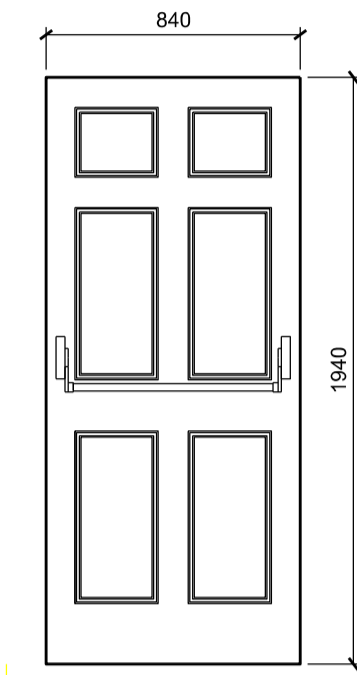
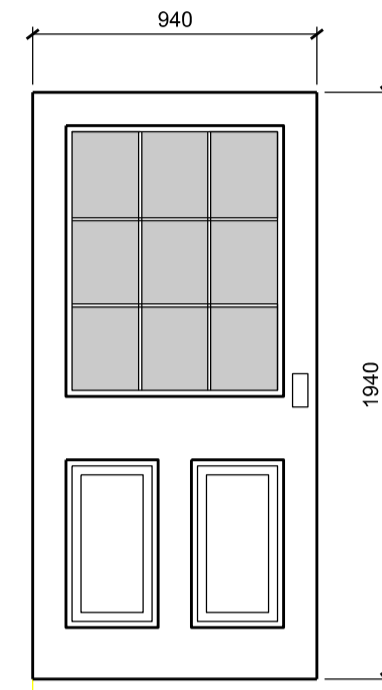


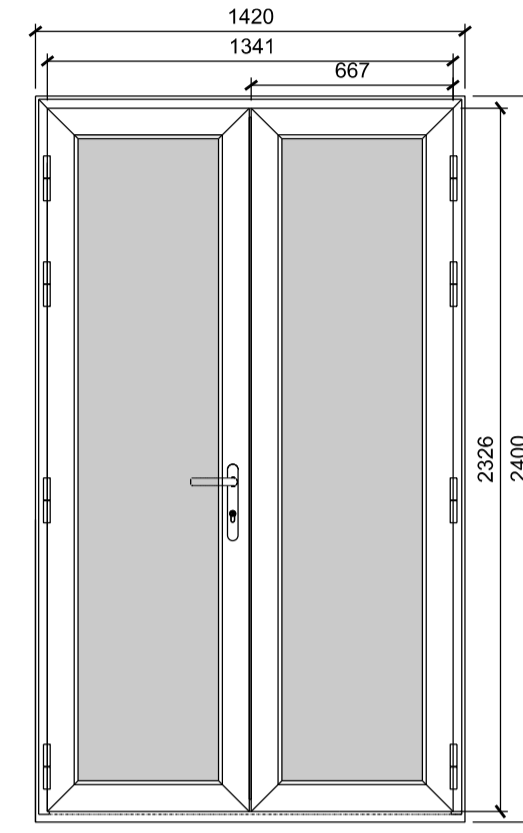
EXISTING - External Front
Type - E.1
DRT-201
D.0.1



New - External Georgian
Type - E.1a
Details - A-30-705
D.B.4

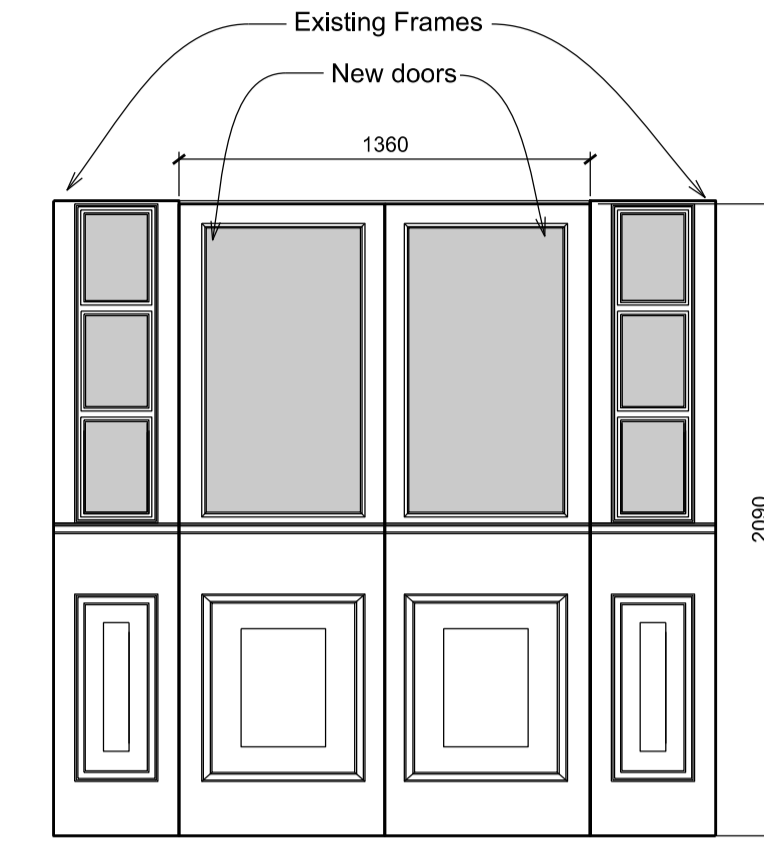


New - External Georgian
Type - E.2
Details - A-30-704
DRT-291
D.B.14




New - External Modern
Type - E.3
WIN-301
D.B.13.A

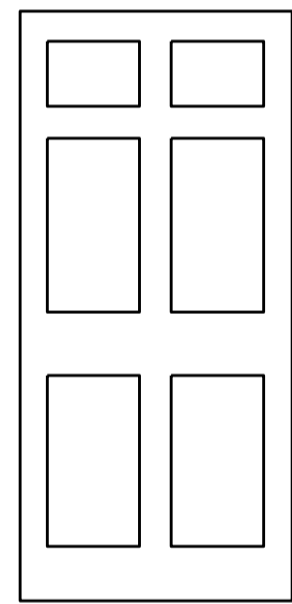
New - External Vault
Type - E.4
D.B.1
D.B.3



Existing - Internal Entry Double
Type - I.1
Details - A-30-703
D.0.2

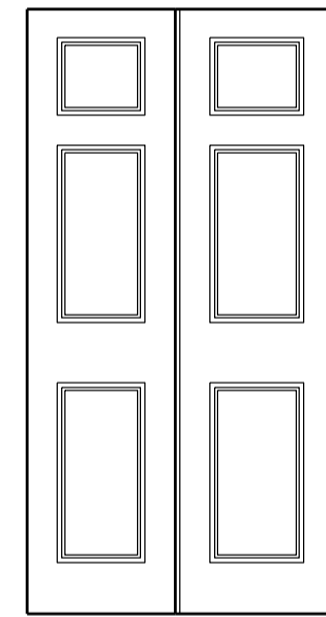


Existing - Internal
Type - I.2
D.0.3
D.0.4
D.0.5
D.0.8
D.0.9
D.1.1
D.1.3
D.1.5
D.1.6

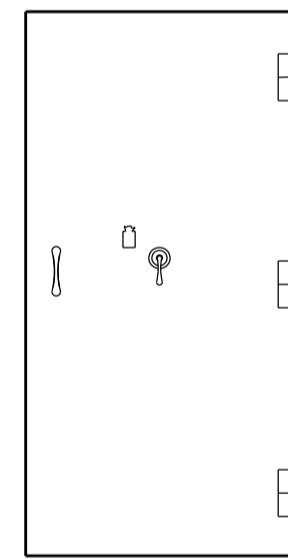


Existing - Internal Simple
Type - I.2.A
D.2.5
D.2.6
D.2.8
D.2.11

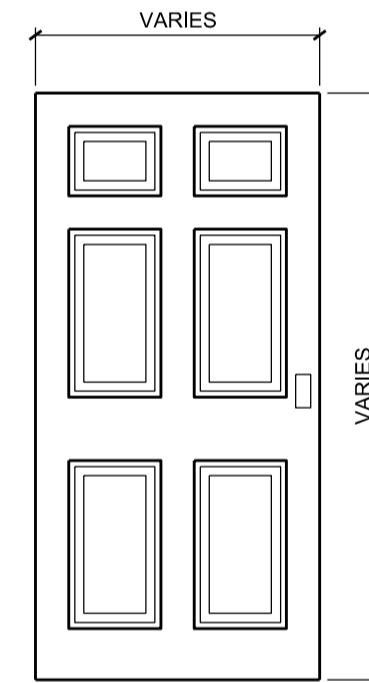
Remove
D.B.2
D.B.10



Existing - Internal Double
Type - I.3
D.1.9

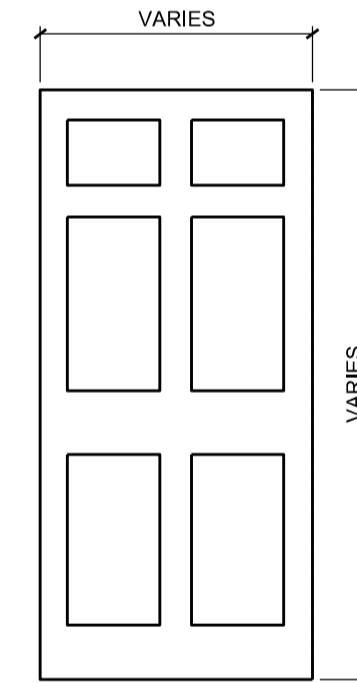


Existing - Strong Room
Type - I.4
D.B.9



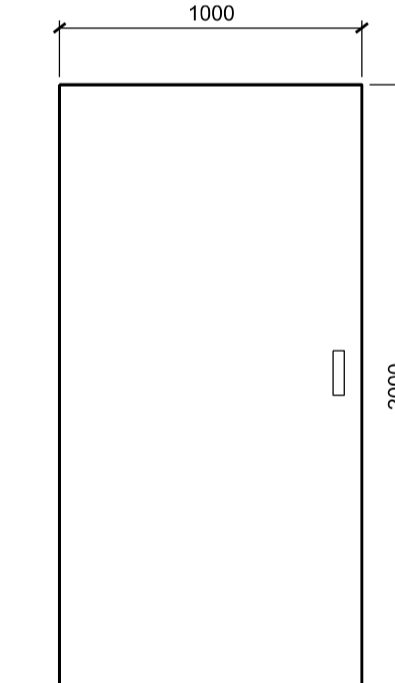
New - Internal Georgian
Type - I.5 (to match type I.2)
Details - A-30-702

D.B.7
D.B.11
D.B.12
D.B.12.A
D.B.13
D.B.15
D.B.16
D.0.6
D.0.7
D.1.2
D.1.4




New - Internal Georgian - Simple
Type - I.6 (to match type I.2.A)
Details - A-30-702

D.2.1
D.2.2
D.2.3
D.2.4
D.2.7
D.3.1
D.3.2
D.3.3
D.3.4
D.3.5
D.3.8



New - Portam P7001 ID Pocket Doors
Type - I.7
DRT-101

D.B.5
D.B.8
D.B.9.A
D.B.15.A
D.0.8.A
D.1.7
D.2.9
D.3.6



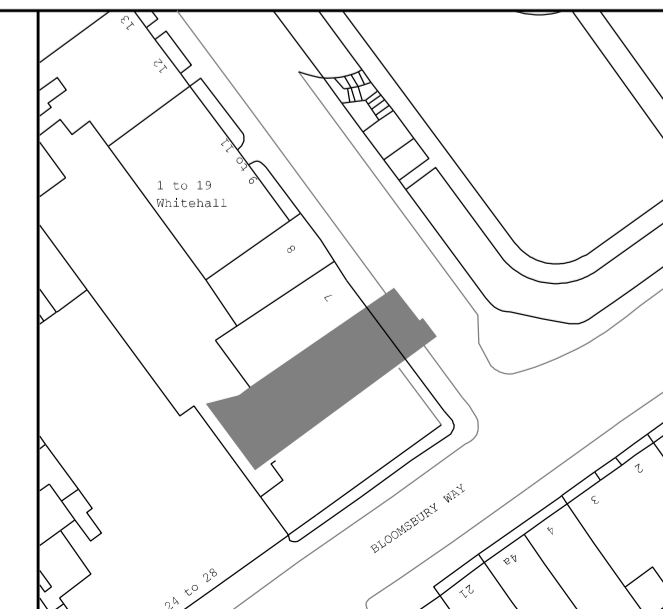
Existing - Under Stair
Type - I.8
D.0.3.A

Disclaimer:
Do not scale from this drawing.
Check all dimensions on site before fabrication or setting out.
This document is copyright and may not be reproduced without permission of the owner.
Ordnance Survey data contained herein is for use on this project only. Third parties involved in this project wishing to reproduce this data for the purposes of said project, may do so on display of the following :
© Crown Copyright All rights reserved 2010 License No. 0100031673

Notes:
All dimensions are indicative and must be checked on site.

Rev:	Notes:	Date:	Dwn:	Iss:
00	CONTRACT	20.04.15	MP	RM
A	CONSTRUCTION	11.06.15	MP	RM
B	CONSTRUCTION	06.07.15	MP	RM
C	CONSTRUCTION	17.09.15	MP	RM
D	CONSTRUCTION	30.11.15	MP	RM
E	CONSTRUCTION	07.01.16	MP	RM
F	PLANNING	11.04.16	MP	RM
G	PLANNING	18.04.16	MP	RM
H	PLANNING	18.04.16	MP	RM

Consultants:



Flanagan Lawrence

66 Porchester Road, London W2 6ET, UK
T +44 (0)20 7706 6166 F +44 (0)20 7706 6266
www.flanaganlawrence.com E info@flanaganlawrence.com

Client:
SOUTH BLOOM LTD

Project:
**6 Bloomsbury Square
WC1A 2LP**

Drawing Title:
Door Elevations

Drawn By: **MP** Issued By: **RM** Date of First Issue: **20.04.15**

Project No: **14-025** Scale @ A1: **1:25**

Drawing No: **A-30-300** Revision: **H**