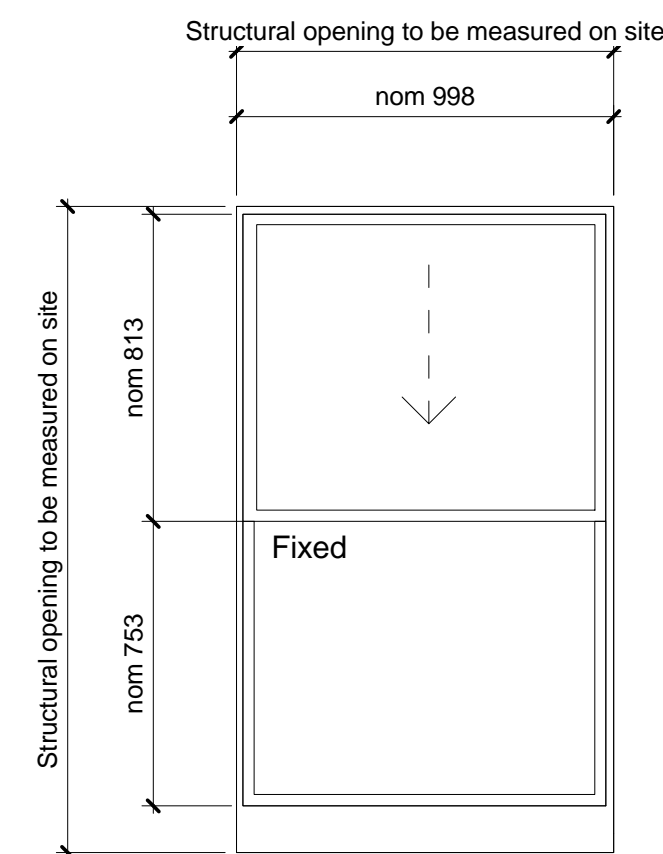
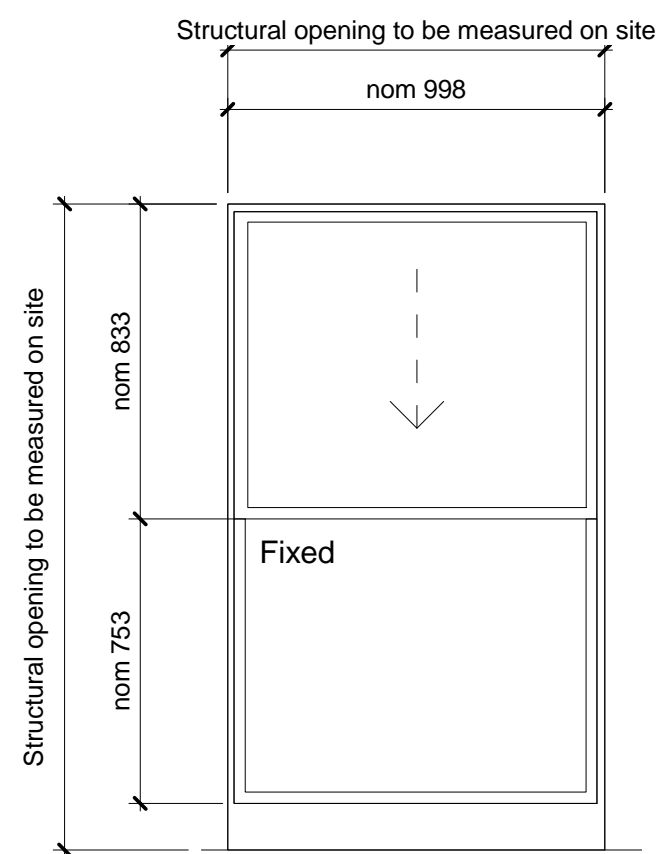


WINDOW NUMBER	EW2.05
FINISH	New double glazing, new timber painted cill and new painted frame
DRAWING REFERENCE	AX_(31)_ 2000, AX_(31)_ 2001

WINDOW NUMBER	EW2.06
FINISH	New double glazing, new timber painted cill and new painted frame
DRAWING REFERENCE	AX_(31)_ 2000, AX_(31)_ 2001

WINDOW NUMBER	EW2.07
FINISH	New double glazing, new timber painted cill and new painted frame
DRAWING REFERENCE	AX_(31)_ 2000, AX_(31)_ 2001

WINDOW NUMBER	EW2.08
FINISH	New double glazing, new timber painted cill and new painted frame
DRAWING REFERENCE	AX_(31)_ 2000, AX_(31)_ 2001



WINDOW NUMBER	EW2.09
FINISH	New double glazing, new timber painted cill and new painted frame
DRAWING REFERENCE	AX_(31)_ 2000, AX_(31)_ 2001

WINDOW NUMBER	EW2.10
FINISH	New double glazing, new timber painted cill and new painted frame
DRAWING REFERENCE	AX_(31)_ 2000, AX_(31)_ 2001

**NOTES**

W-A Window Type

W2.01 Window Number

- All window openings to be site measured individually prior to manufacture & installation
- All horizontal transoms in adjacent windows are to be aligned, following site measurements of structural openings
- All dimensions are normal. Final dimensions of frames to be agreed and coordinated with the design team prior to fabrication
- Variations to drawings to be agreed with Heritage Planner

**PERFORMANCES OF REPLACEMENT WINDOWS**

Target U Value = 1.8 w/m<sup>2</sup>K , Target G Value = 0.62

**REPLACEMENT WINDOW TYPES**

W-A Timber Sash with double glazing

W-B Timber Sash with double glazing

W-C French Doors with fan lights, double glazing

Refer to T Sheet for specification clauses

REV	DATE	DESCRIPTION
T01	26/06/15	Stage E Issue
T02	18/12/15	Issued for ER's

**CONSULTANTS**

CLIENT:

CONTRACTOR:

STRUCTURAL ENGINEER:

MECHANICAL ENGINEER:

COST CONSULTANT:

PROJECT MANAGER:

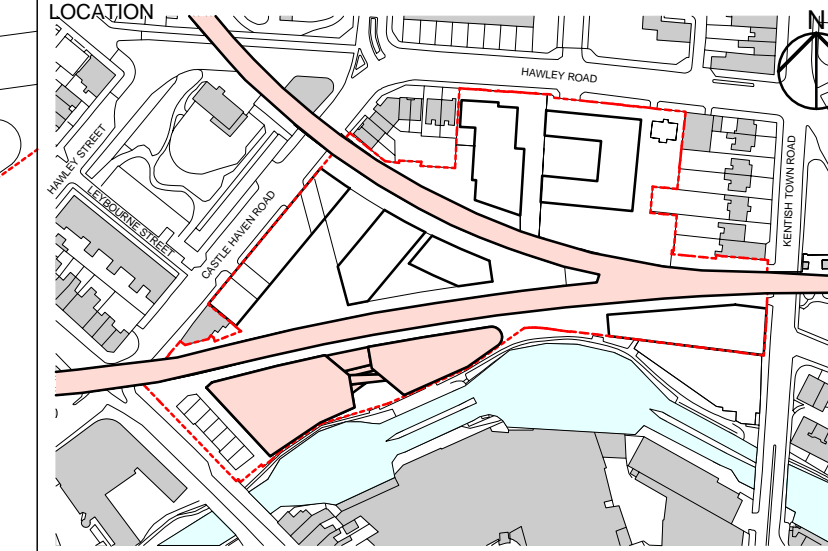
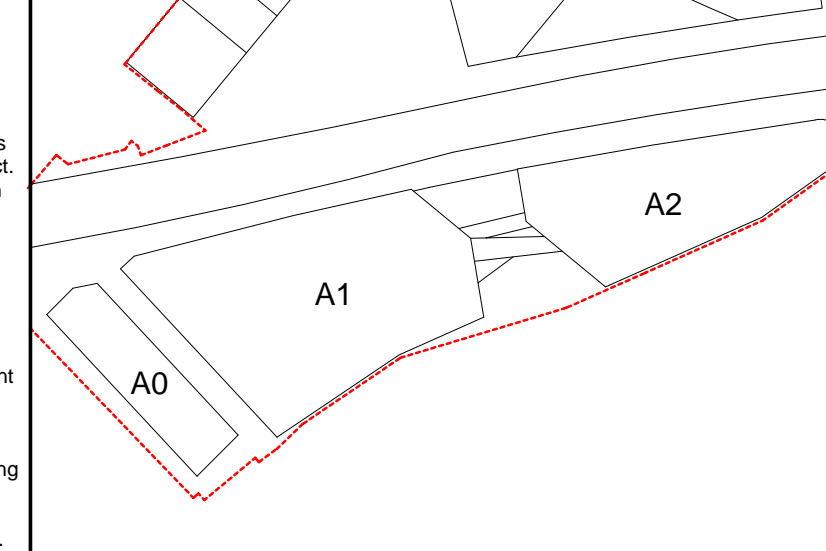
ACOUSTIC CONSULTANT:

CLADDING CONSULTANT:

SPECIFICATIONS CONSULTANT:

**NOTE**

- Do not scale from this drawing.
- All dimensions to be checked on site by the contractor and such dimensions to be his responsibility.
- Report all drawing errors, omissions and discrepancies to the architect.
- This document may be issued in an uncontrolled CAD format to enable others to use it as background information to make alterations and/or additions. In that instance the file will be accompanied by a PDF version. It is for those making such alterations and additions to ensure that they make use of current background information. AHMM Ltd accepts no liability for any such alterations or additions to the background information or arising out of changes to background information which occur prior to alterations of additions being made.



**ALFORD HALL MONAGHAN MORRIS**  
 ARCHITECTS Ltd  
 5-23 OLD STREET, LONDON, EC1V 9HL  
 TEL 020 7251 5261 FAX 020 7251 5123 WEB WWW.AHMM.CO.UK

job title  
**CAMDEN LOCK VILLAGE**  
 Replacement Window Matrix - Window Type B

drawing title / location

drawn by	checked	scale	status
WH	LMD	1 : 20 @ A1	Issued for ER's
project	zone	CI/SIB	drawing no.
14045	AX_(31)_	1012	T02