


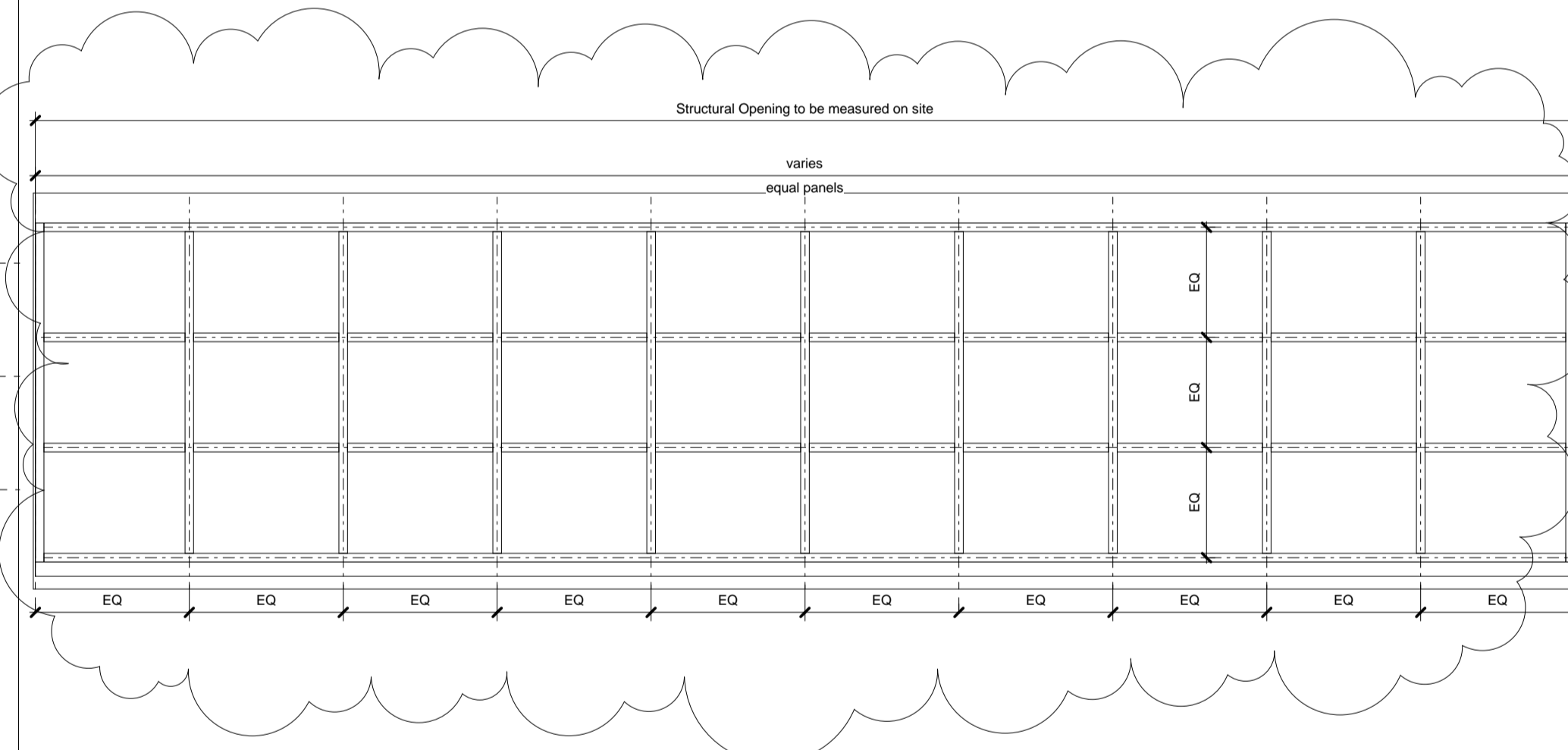
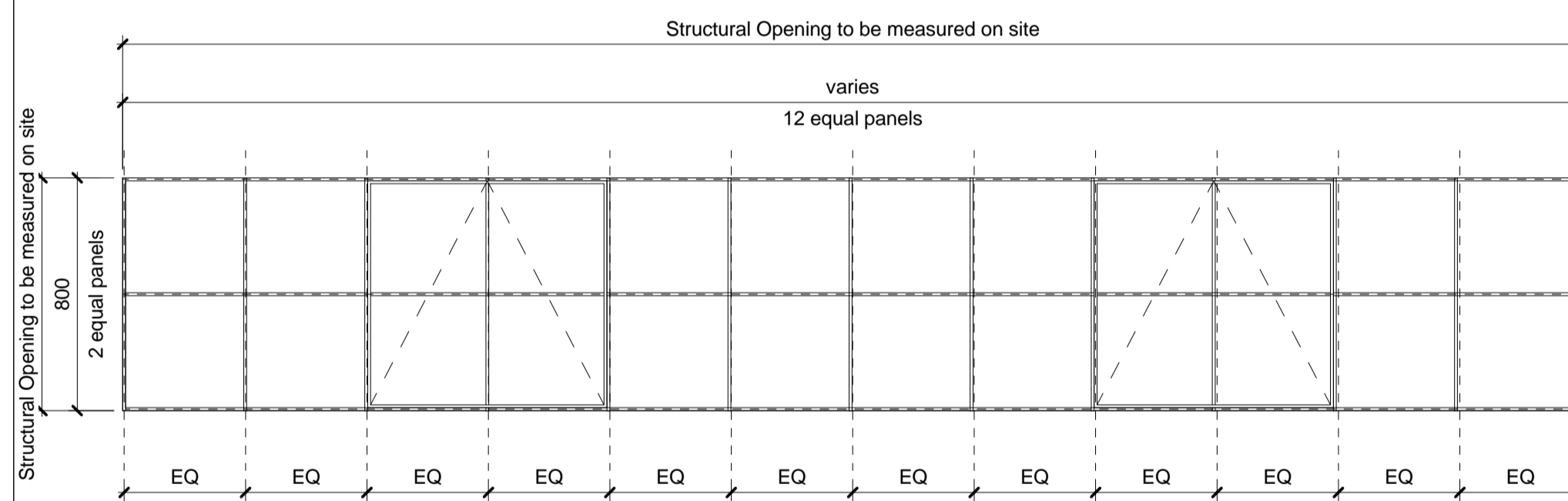
WINDOW TYPE	W-01
WINDOW NUMBER	W3.01, W3.02, W3.03, W3.04
FINISH	Painted timber sash with double glazing

WINDOW TYPE	W-02
WINDOW NUMBER	W2.01, W2.02, W2.03, W2.04
FINISH	Painted timber sash with double glazing

WINDOW TYPE	W-03
WINDOW NUMBER	WUG.04, WUG.05, WUG.06, WUG.07
FINISH	Double glazing TBC



Window pane layout & operation TBC



WINDOW TYPE	W-04
WINDOW NUMBER	WUG.01, WUG.02, WUG.03
FINISH	-

WINDOW TYPE	W-05
WINDOW NUMBER	WLG.02, WLG.03, WLG.04, WLG.05
FINISH	Wired glazing, pressed metal sill, galvanised and painted frame
NOTE	Locking mechanism & Integrated ventilation louvres required. Refer to drawing A1_(21)_2030

WINDOW TYPE	W-12
WINDOW NUMBER	WLG.06, WLG.07
FINISH	Wired glazing, pressed metal sill, galvanised and painted frame
NOTE	Locking mechanism & Integrated ventilation louvres required. Refer to drawing A1_(21)_2030

NOTES

WT1 Window Type

W2.01 Window Number

- Refer to AX_(31)_1010 for replacement windows
- All window openings to be site measured individually prior to manufacture & installation
- Variations to drawings to be agreed with Heritage Planner
- All dimensions are normal. Final dimensions of frames to be agreed and coordinated with the design team prior to fabrication

PERFORMANCE REQUIREMENTS

Target U Value = 1.8 w/m²K, Target G Value = 0.62

NEW WINDOW TYPES

W-01 Timber Sash with double glazing
W-02 Timber Sash with double glazing
W-03 Fixed glazing
W-04 Operable shopfront glazing
W-05 Critical windows
W-06 Hansen Millenium (Refer to 21 series for details)
W-07 Hansen Millenium (Refer to 21 series for details)
W-08 Rooflight System (Refer to 27 series for details)
W-09 Critical Window adjacent to Stair 02
W-10 Fixed Glazing adjacent to Stair 03
W-11 Fixed Glazing adjacent to Platform Lift
W-12 Critical windows

Refer to T Sheet for specification clauses

REV DATE DESCRIPTION

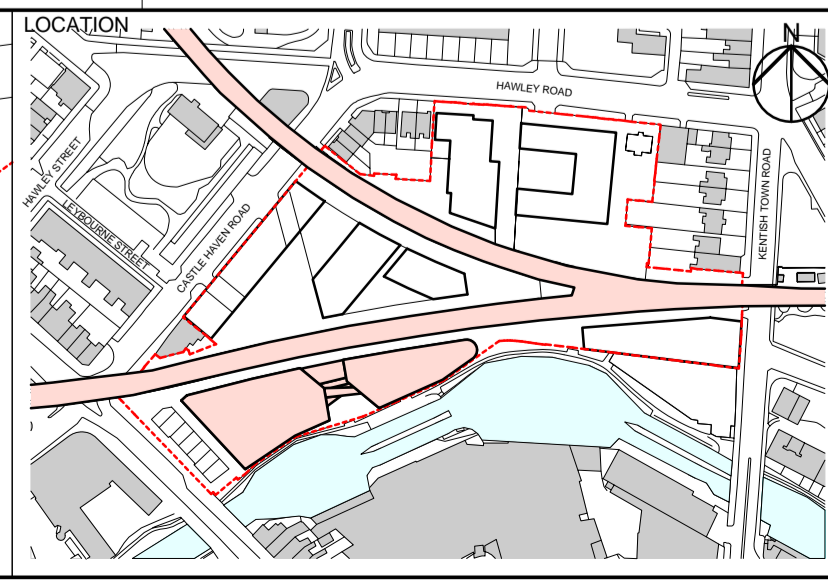
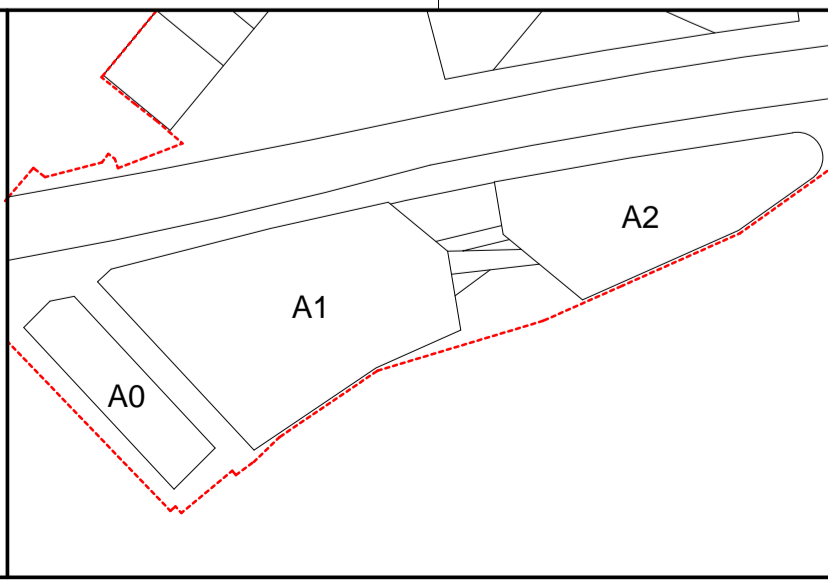
T01 26/06/15 Stage E Issue
T02 18/12/15 ERs Issue

CONSULTANTS

CLIENT:
CONTRACTOR:
STRUCTURAL ENGINEER:
MECHANICAL ENGINEER:
COST CONSULTANT:
PROJECT MANAGER:
ACOUSTIC CONSULTANT:
CLADDING CONSULTANT:
SPECIFICATIONS CONSULTANT:

NOTE

- Do not scale from this drawing.
- All dimensions to be checked on site by the contractor and such dimensions to be his responsibility.
- Report all drawing errors, omissions and discrepancies to the architect.
- This document may be issued in an uncontrolled CAD format to enable others to use it as background information to make alterations and/or additions. In that instance the file will be accompanied by a PDF version. It is for those making such alterations and additions to ensure that they make use of current background information. AHMM Ltd accepts no liability for any such alterations or additions to the background information or arising out of changes to background information which occur prior to alterations of additions being made.



ALFORD HALL MONAGHAN MORRIS
ARCHITECTS Ltd
5-23 OLD STREET, LONDON, EC1V 9HL
TEL 020 7251 5261 FAX 020 7251 5123 WEB WWW.AHMM.CO.UK

job title
CAMDEN LOCK VILLAGE
drawing title / location
New Window Matrix 1

drawn by	checked	scale	status
WH	LMD	1 : 20 @ A1	Issued for ERs
project	zone	CI/SIB	drawing no.
14045	AX_(31)_ 1000		T02

revision